

# DURABLE SUPERIOR CASTERS

FULL LINE CATALOG | 2023






































Canada & US: 1-800-848-4517  
Mexico: 33-3161-8459  
[www.durablesuperior.com](http://www.durablesuperior.com)

## Table of Contents

|    |   |  |
|----|---|--|
| 14 | Part # Instructions                                 |  |
| 18 | Fasteners   |  |
| 27 | NSF Listed Products                                 |  |
| 28 | 01/05/IT-Capacity: 400                              |  |
| 30 | 03/04-Capacity: 500                                 |  |
| 33 | 05-Capacity: 1200                                   |  |
| 35 | 5A-Capacity: 1100                                   |  |
| 35 | LB -Capacity: 500                                   |  |
| 36 | 5H -Capacity: 1760                                  |  |
| 36 | LV Series Capacity: 2200                            |  |
| 37 | SL/AC-Caster with Adj. Leveling Foot-Capacity: 2200 |  |
| 37 | LF-Leveling Foot                                    |  |
| 37 | 5U-Capacity: 1760                                   |  |
| 38 | FH-Chariot-Capacity: 176                            |  |
| 39 | A9-Capacity: 230                                    |  |
| 40 | 11/12-Capacity: 500                                 |  |
| 42 | 8A-Capacity: 200                                    |  |
























|     |   |   |
|-----|---|---|
| 43  | 08-Capacity: 110                          |    |
| 45  | MS-Capacity: 125                          |    |
| 45  | 9A Light Duty Institutional Capacity: 150 |    |
| 46  | 09/10/T2-Capacity: 175                    |    |
| 48  | 23/24-Capacity: 200                       |    |
| 50  | CW-Capacity: 350                          |    |
| 53  | 13/14-Capacity: 350                       |     |
| 59  | 21-Capacity: 350                          |     |
| 64  | 07-Capacity: 350                          |     |
| 65  | Stem Chart                                |   |
| 69  | 75/76/78/T3-Capacity: 350                 |   |
| 75  | 17/18/19/T1-Capacity: 350                 |  |
| 80  | TM/TG/TR-Capacity: 350                    |  |
| 83  | TH/SH/RH-Capacity: 350                    |  |
| 87  | BK/RK-Capacity: 350                       |  |
| 91  | FM/FS/FR-Capacity: 350                    |   |
| 94  | F7-Capacity: 350                          |  |
| 98  | RX-Capacity: 400                          |  |
| 102 | Wheel & Bearing Charts 2" Wide            |   |

















|     |                               |   |
|-----|-------------------------------|---|
| 103 | H9/H0 Capacity: 660           |    |
| 106 | T9/79/80 Capacity: 450        |    |
| 111 | RX/RL/RR Capacity: 1300       |    |
| 116 | 27/28/39 Capacity: 1250       |    |
| 126 | DT/FT/TT Capacity: 1250       |    |
| 131 | QL Capacity: 1300             |    |
| 132 | IT Capacity: 1000             |    |
| 143 | 41/42 Capacity: 2000          |    |
| 142 | 41 Pneumatic Capacity: 650    |   |
| 144 | 5G Kingpinless Capacity: 2500 |  |
| 149 | 45 Capacity: 2500             |  |
| 159 | 49/50 Capacity: 2000          |  |
| 162 | 4L Capacity: 1500             |  |
| 167 | 47 Capacity: 2500             |  |
| 173 | 4K Capacity: 2500             |  |
| 178 | LH Capacity: 2000             |  |
| 183 | 43/44 Capacity: 1500          |  |
| 189 | 51/52 Capacity: 2000          |  |



















|     |   |  |
|-----|---|--|
| 193 | <b>Wheel and Bearing Chart</b>                                  |  |
| 194 | <b>81/82 Capacity: 1800</b>                                     |  |
| 196 | <b>53/54 Capacity: 2500</b>                                     |  |
| 200 | <b>55/56 Capacity: 3500</b>                                     |  |
| 203 | <b>57/58 Capacity: 7000</b>                                     |  |
| 206 | <b>E5/58 Capacity: 5000</b>                                     |  |
| 208 | <b>61/62 Capacity: 7000</b>                                     |  |
| 213 | <b>E6/62 Capacity: 6000</b>                                     |  |
| 215 | <b>63/64 Capacity: 20000</b>                                    |  |
| 218 | <b>65/66 Capacity: 40000</b>                                    |  |
| 220 | <b>D7/R7 Capacity: 2000lb</b>                                   |  |
| 223 | <b>D1/R1 Capacity: 6000</b>                                     |  |
| 228 | <b>D2/R2 Capacity: 7000</b>                                     |  |
| 231 | <b>D3/R3 Capacity: 20000</b>                                    |  |
| 233 | <b>D4/R4 Capacity: 40000</b>                                    |  |
| 235 | <b>Super Series Capacity: 500</b>                               |  |
| 236 | <b>67/68 Capacity: 850</b>                                      |  |
| 237 | <b>69/70 Capacity: 550</b>                                      |  |
| 238 | <b>G1/G2/G3-SPRING LOADED GATE CASTERS Capacity: 500</b>        |  |
| 239 | <b>SA/SB - Spring-Loaded Institutional Series Capacity: 300</b> |  |

|     |  |   |
|-----|--|---|
| 240 | 3S/3R Spring Loaded Medium-Heavy Duty Series Capacity: 700           |    |
| 244 | 37/38 Spring Loaded Medium-Heavy Duty Series Capacity: 700           |    |
| 248 | 6S/6R Heavy Duty Spring - Loaded Kingpin less Casters Capacity: 1100 |    |
| 250 | 59, T5 Roadie - The Ultimate Case Caster Capacity: 500               |    |
| 251 | Black Finished Casters   |    |
| 252 | SC-Scaffold Caster Capacity: 1600                                    |    |
| 254 | Adjustable Height Casters Capacity: 350                              |    |
| 259 | INVERTED CARGO CASTERS   |    |
| 259 | PR Casters Capacity: 550   |    |
| 261 | TN/TR-Fendy Series Capacity: 180                                     |    |
| 261 | TN-Max Capacity: 175   |  |
| 262 | TU-Max Capacity: 180   |  |
| 263 | POLIMED™ P5/PT/PD Series Composite Polymer Capacity: 300             |  |
| 264 | PL-Polima Capacity: 246  |  |
| 264 | AL-ALPHA SERIES: 225   |  |
| 265 | Shopping Cart Caster Capacity: 250                                   |  |
| 265 | Laundry Cart Caster Capacity: 250                                    |  |
| 267 | AC-Handtruck Casters Capacity: 350                                   |  |
| 267 | KDB-Low Rider – Appliance Caster Capacity: 200                       |  |
| 268 | Container Twist-Lock Capacity: 20000                                 |  |
| 268 | GL-Glass Handling Caster Capacity: 75                                |  |





















|     |  |   |
|-----|--|---|
| 269 | <b>Stainless Series</b>  |   |
| 270 | <b>Stainless POLIMED™ SP5/SPT Polymer Casters - Capacity: 300</b>      |    |
| 271 | <b>15/16 Stainless Caster - Capacity: 350</b>                          |    |
| 278 | <b>E3 Stainless Caster - Capacity: 350</b>                             |    |
| 281 | <b>S7/S8/S9 Stainless Total Lock Caster Series Capacity: 350</b>       |    |
| 287 | <b>73/74/7T Highly Polished Medium Duty SS Caster Capacity: 350</b>    |    |
| 293 | <b>MT/MD/MV Stainless Caster Series Capacity: 350</b>                  |    |
| 298 | <b>RZ/RT/RB Stainless Casters Capacity: 350</b>                        |    |
| 303 | <b>B1/B2/B3 Highly Polished Stainless Steel Casters Capacity: 1250</b> |  |
| 309 | <b>31/32/TS Medium Duty Stainless Steel Casters Capacity: 1250</b>     |  |
| 314 | <b>S5/S6 Medium Duty Kingpinless SS Casters Capacity: 1250</b>         |  |
| 319 | <b>4S Modular Kingpinless Stainless Steel Casters Capacity: 1250</b>   |  |
| 324 | <b>FL-Stainless Steel Floor Locks</b>                                  |  |
| 325 | <b>S57/S58 SS Kingpinless Heavy Duty Caster Capacity: 3000</b>         |  |
| 327 | <b>S61/S62 SS Kingpinless Heavy Duty Caster Capacity: 3000</b>         |  |
| 329 | <b>LVS-Stainless LEVELING SERIES Capacity: 1300</b>                    |  |
| 330 | <b>CONDUCTIVE CASTERS Capacity: 700</b>                                |  |

|     |  |   |
|-----|--|---|
| 330 | <b>Wheels</b>  |   |
| 333 | Antistatic Shopping Cart replacement wheel               |    |
| 334 | CQ-CONQUER™ Capacity: 2000                               |    |
| 334 | UD-D-POLYON™ Capacity: 1200                              |    |
| 335 | CP-Champion™ Capacity: 1700                              |    |
| 335 | UX-ULTRAFLEX™ Capacity: 1200                             |    |
| 336 | UA-POLYFLEXON® Capacity: 1200                            |    |
| 336 | RP-POLYFLEXON® Capacity: 1000                            |    |
| 337 | DW - Dual FlatTread Polyurethane Wheels Capacity: 7000   |   |
| 338 | DW - Dual Round Tread Polyurethane Wheels Capacity: 7000 |  |
| 339 | EX-ULTRA-POLY™ Capacity: 6500                            |  |
| 340 | HU-ERGOLASTOMER™ Capacity: 3200                          |  |
| 341 | PX-MEGAPOLY™ - TITAN™ Polyurethane Wheel Capacity: 10000 |  |
| 342 | SU-DURALASTOMER Capacity: 1000                           |  |
| 343 | MU-POLYON MAXROK™ Capacity: 1400                         |  |
| 344 | PA-POLYON AL™ Capacity: 1500                             |  |
| 345 | SW-ENERGY SAVER POLYON™ Capacity: 2200                   |  |












































|     |   |   |
|-----|---|---|
| 347 | PP-POLY-PRO™ Capacity: 1400   |    |
| 350 | PU-POLYON™ Capacity: 4400   |    |
| 353 | US/UN Welded Disc Polyurethane Wheels - Nickel Plated Capacity: 300 |    |
| 353 | ET-ELITE WHEEL Capacity: 475  |    |
| 354 | CL-Crystal Polyurethane Capacity: 140                               |    |
| 354 | EU-Ergo-Polyurethane Capacity: 375                                  |    |
| 355 | PM-POLYMADIC™ Capacity: 1000  |    |
| 356 | PR-POLYON-C Capacity: 1200  |  |
| 357 | EN-NEO ENERGIZER WHEEL Capacity: 1400                               |  |
| 358 | BL-ERGO BLUE RUBBER WHEEL Capacity: 700                             |  |
| 358 | BC-DURA-CUSHION™ WHEEL Capacity: 700                                |  |
| 359 | RA-RUBBER ON ALUMINUM WHEEL Capacity: 1500                          |  |
| 360 | RH-SUPREME RUBBER WHEEL Capacity: 1500                              |  |
| 361 | RS-MOLD-ON RUBBER WHEEL Capacity: 1550                              |  |
| 364 | NR-RUBBER ON NYLON Capacity: 400                                    |  |

|     |                                     |   |
|-----|-------------------------------------|---|
| 364 | TR- MARVEL RUBBER Capacity: 400     |    |
| 365 | CR-CUSHION RIDE™ Capacity: 300      |    |
| 365 | RK-GRAYROK™ Capacity: 400           |    |
| 366 | HR-HARD RUBBER WHEELS Capacity: 500 |    |
| 367 | SR-SOFT RUBBER WHEELS Capacity: 400 |    |
| 368 | EL-ELEMENT™ WHEEL Capacity: 350     |    |
| 368 | HI-ROKHARD™ Capacity: 1100          |    |
| 369 | LS-Xtreme Wheel Capacity: 650       |    |
| 369 | MA-MAXROK™ Capacity: 1900           |   |
| 371 | RD-Roadie® Wheel Capacity: 500      |  |
| 372 | SF-Super Soft™ Wheel Capacity: 700  |  |
| 373 | TP-THERMO-PRO™ WHEEL Capacity: 950  |  |
| 376 | NM-NOMADIC™ Capacity: 800           |  |
| 377 | SX ELASTOMER Capacity: 1500         |  |
| 377 | NX-Ironman™ Capacity: 14000         |  |
| 379 | NY-NYLON Capacity: 1300             |  |
| 380 | PO-POLYOLEFIN Capacity: 500         |  |



|     |   |   |
|-----|---|---|
| 383 | VK-VIGOROK™ Capacity: 2200                                  |    |
| 384 | PH-Phenolic Capacity: 3500                                  |    |
| 387 | CN-CONDUCTIVE THERMO RUBBER WHEEL Capacity: 275             |    |
| 387 | CT-CONDUCTIVE SOLID RUBBER WHEEL Capacity: 300              |    |
| 388 | CX-STATIC DISSIPATIVE POLYURETHANE ON ALUMINUM CORE Cap:700 |    |
| 388 | CY-CONDUCTIVE NYLON WHEEL Capacity: 700                     |    |
| 389 | AC-RETORT Capacity: 900                                     |    |
| 390 | SL/BF-STEROLIZER® WHEEL Capacity: 450                       |   |
| 390 | GN-BRIMSTONE® Capacity: 2000                                |  |
| 392 | HT-HIGH-TEMP PHENOLIC Capacity: 3000                        |  |
| 394 | OV-EPOXY Wheel Capacity: 2600                               |  |
| 395 | AM-ANTIMICROBIAL THEROMO RUBBER WHEEL Capacity: 275         |  |
| 395 | UT-UTILITY™ HEAT WHEEL Capacity: 325                        |  |
| 396 | SI-SINTERED IRON Capacity: 350                              |  |
| 396 | SS-SEMI-STEEL WHEEL Capacity: 2500                          |  |
| 398 | HS-HEAVY-DUTY SEMI-STEEL Capacity: 1400                     |  |
| 399 | DS-DUCTILE STEEL Capacity: 10000                            |  |

|     |  |   |
|-----|--|---|
| 401 | CD-ENERGY SAVER DUCTILE™ Capacity: 10000               |    |
| 403 | FS/MS-DROP FORGED STEEL Capacity: 20000                |    |
| 405 | UG-U-GROOVE WHEEL Capacity: 6000                       |    |
| 405 | TV-STAINLESS V-GROOVE WHEEL Capacity: 1500             |    |
| 405 | TS-Stainless Solid Steel Wheel Capacity: 1500          |    |
| 406 | MV-MAXROK™ V-GROOVE Capacity: 800                      |    |
| 406 | NV-IRONMAN™ V-GROOVE Capacity: 2200                    |    |
| 407 | VG-CAST IRON V-GROOVE Capacity: 3500                   |    |
| 408 | DV-DUCTILE V-GROOVE Capacity: 5000                     |    |
| 409 | SV/FV-FORGED AND SOLID STEEL V-GROOVE WHEEL Cap: 15000 |    |
| 410 | FT/FC/FN-Single Flanged WHEELS Capacity: 5900          |   |
| 411 | FF-BLACK FOAM-FILLED PNEUMATIC TIRE Capacity: 650      |  |
| 411 | FF-GRAY FOAM-FILLED PNEUMATIC Capacity: 350            |  |
| 412 | FP-GRAY PNEUMATIC Capacity: 350                        |  |
| 412 | BLACK POLYURETHANE FILLED PNEUMATIC Capacity: 350      |  |
| 413 | FP-BLACK PNEUMATIC Capacity: 650                       |  |
| 414 | ER-EVER-ROLL™ Capacity: 520                            |  |
| 415 | RT-ELASTORIDE™ Capacity: 300                           |  |
| 415 | SN-SEMI-PNEUMATIC with Metal Hub Capacity: 550         |  |
| 416 | SN-ECO-RUBBER™ Capacity: 850                           |  |
| 417 | BR-BOGEY & NOSE ROLLERS                                |  |
| 417 | PS-PALLET JACK WHEELS Capacity: 1900                   |  |



|     |  |  |
|-----|--|--|
| 418 | <b>HARDWARE</b>  |  |
| 418 | <b>Roller Bearings</b>   |  |
| 419 | <b>Ball Bearings</b>   |  |
| 420 | <b>Delrin Bearings</b>   |  |
| 420 | <b>Bronze Bearings</b>   |  |
| 421 | <b>PRECISION BALL BEARINGS, TAPERED BEARINGS &amp; TOP HAT'S</b> |  |
| 422 | <b>Spanner Bushings</b>  |  |
| 423 | <b>Axles</b>   |  |
| 424 | <b>RETAINER &amp; THRUST WASHERS</b>                             |  |
| 425 | <b>Thread Guards</b>   |  |
| 426 | <b>Raceway Seals</b>   |  |
| 427 | <b>Brake Kits</b>  |  |
| 434 | <b>Toe Guards</b>  |  |

|     |  |   |
|-----|--|---|
| 435 | <b>SWIVEL LOCK</b>                               |    |
| 435 | <b>Brackets</b>                                  |    |
| 435 | <b>Wrenches</b>                                  |    |
| 436 | <b>TUBING SOCKETS</b>                            |    |
| 437 | <b>Expandable Rubber Adaptor</b>                 |    |
| 438 | <b>PIPE THREAD STEM ADAPTOR</b>                  |    |
| 438 | <b>QUICK CHANGE CASTER PADS/PLATES</b>           |    |
| 439 | <b>FLOOR LOCKS</b>                               |    |
| 444 | <b>TRIPLE SWIVEL DOLLY BASE</b>                  |  |
| 444 | <b>TURN TABLE</b>                                |  |
| 445 | <b>WELD PLATE/SHIP PLATES</b>                    |  |
| 446 | <b>CORNER BUMPER</b>                             |  |
| 447 | <b>ROLLING BUMPER, TUBING BUMPER, END BUMPER</b> |  |
| 448 | <b>Rubber Cap For Dollies</b>                    |  |
| 448 | <b>Spring Loaded Latches</b>                     |  |



## CASTER PART # EXAMPLE

15 TP 50 G I 4S 06

I

II

III

IV

V

VI

VII

## WHEEL PART # EXAMPLE

Caster  
Series  
Page

Wheel  
Type  
Page

Wheel  
Diameter  
Chart III

Wheel  
Width  
Chart IV

Wheel  
Color  
Chart V

Bearing  
Options  
Chart VI

Fastening  
Options  
Page

# 27PU60JV0417-1-2-3-4-5-6-7

**1: Washer Type**

**2: Brake Type**

**3: 4-Position Locks**

**4: Thread Guards**

**5: Raceway Seals**

**6: Toe Guards**



| Chart III |            |                 | Chart IV                |      | Chart V                |      |
|-----------|------------|-----------------|-------------------------|------|------------------------|------|
| Yoke      | Wheel Dia. | Denotation Code | Wheel Width             | Code | Wheel Color            | Code |
| 2-1/2"    | 3"         | 2L              | 3/4"                    | 0    | Black/Gray             | A    |
| 3"        | 2-1/2"     | 3S              | 13/16"                  | A    | Black                  | B    |
| 3"        | 3-1/2"     | 3H              | 7/8"                    | B    | Black/Black            | C    |
| 3"        | 4"         | 3F              | 15/16"                  | C    | Pneumatic Centered Hub | C    |
| 3-1/2"    | 2-1/2"     | 3E              | 1"                      | D    | Red/Gray               | D    |
| 3-1/2"    | 3"         | 3M              | 1-3/4"                  | E    | White                  | E    |
| 3-1/2"    | 3-1/4"     | 3G              | 1-1/2" w/1-15/16" HL    | F    | Black/Brass            | F    |
| 3-1/2"    | 4"         | 3L              | 1-1/4"                  | G    | Dark Blue/Gray         | F    |
| 3-1/4"    | 4"         | 3R              | 1-1/2"                  | H    | Dark Gray/White        | G    |
| 3-1/4"    | 3"         | 33              | 1-13/16"                | I    | Gray/Black             | H    |
| 4"        | 3-1/4"     | 4S              | 2"                      | J    | Gray/Gray              | I    |
| 4"        | 3"         | 43              | 2-1/2"                  | K    | White/Donut            | J    |
| 4"        | 3-1/2"     | 4T              | 3"                      | L    | Red/Black              | K    |
| 4"        | 5"         | 45              | 3-1/2"                  | M    | Blue                   | L    |
| 5"        | 2-1/2"     | 5W              | 4"                      | N    | Maroon                 | M    |
| 5"        | 4"         | 54              | 5"                      | O    | Green                  | N    |
| 5"        | 6"         | 5S              | 1-5/8"                  | P    | Orange                 | O    |
| 6"        | 4"         | 6J              | 2-1/2" w/ 3-1/4" HL     | Q    | Pneumatic Offset Hub   | O    |
| 6"        | 5"         | 6F              | 1-1/4" w/1-13/16" HL    | R    | Yellow-PX              | O    |
| 6"        | 7"         | 6U              | Phenolic Straight Sided | S    | Orange Hi-Temp         | O    |
| 6"        | 8"         | 6E              | 2" w/ Straight Sided    | T    | Purple/Gray            | P    |
| 8"        | 10"        | 8T              | 1-3/8"                  | V    | Gray PU/Black/Crown    | P    |
| 8"        | 6"         | 6S              | 2-3/4"                  | U    | Brown                  | Q    |
| 10"       | 8"         | 1E              | 1-1/4" into U bracket   | U    | Red                    | R    |
| 10"       | 12"        | 1W              | 11/16"                  | W    | Silver - Steel         | S    |
| 12"       | 6"         | W6              |                         |      | Royal Blue/Gray        | S    |
| 12"       | 10"        | 11              |                         |      | Gray/Beige/Flat        | T    |
| 12"       | 16"        | 26              |                         |      | 7/8" Groove            | T    |
| 18"       | 18"        | 18              |                         |      | Blue/Black             | U    |
| 20"       | 20"        | 20              |                         |      | Red/Silver             | V    |
|           |            |                 |                         |      | Gray/Gray offset       | W    |
|           |            |                 |                         |      | Gray/White             | W    |
|           |            |                 |                         |      | 1-3/8" Groove          | W    |
|           |            |                 |                         |      | 1-3/4" Groove          | X    |
|           |            |                 |                         |      | Gray/Beige/Donut       | Y    |
|           |            |                 |                         |      | Black/Crown            | Z    |





### Bearing Option Chart VI

| Plain Bore                    |   | Roller Bearing |  |
|-------------------------------|---|----------------|--|
| 80                            | 1/4"  | 2A             | 1/2" x 15/16" x 1"                                   |
| 81                            | 5/16"   | 29             | 1/2" x 15/16" x 1-1/2"                               |
| 82                            | 3/8"  | 0A             | 1/2" x 1-1/16" x 1-1/4"                              |
| 83                            | 1/2"  | 00             | 1/2" x 1-1/16" x 1-1/8"                              |
| A8                            | 15/16"  |                |  |
| 84                            | 1-3/16"                                       | A3             | 1/2" x 1-3/16" x 1-3/8"                              |
| 85                            | 1-15/16"                                      | 01             | 5/8" x 1-3/16" x 1-3/8"                              |
| 86                            | 2-7/16"                                       | 02             | 5/8" x 1-3/16" x 1-7/8"                              |
| 87                            | 1-7/16"                                       | 36             | 3/4" x 1-3/16" x 1-1/2"                              |
| 88                            | 3/4"  | S3             | 3/4" x 1-3/16" x 1-1/4"                              |
| 89                            | 7/8"  | 9A             | 3/4" x 1-3/16" x 1-5/8" Caged                        |
| 90                            | 1/2" Steel Bushing to 3/8"                    | 08             | 3/4" x 1-3/16" x 1-3/4"                              |
| 9P                            | 1/2" Delrin Bushing to 3/8"                   | 03             | 3/4" x 1-3/16" x 1-3/8"                              |
| 9S                            | 1/2" Stainless Bushing to 3/8"                | 3L             | 3/4" x 1-3/16" x 1-5/8"                              |
| 91                            | 3/8" Steel Bushing to 5/16"                   | 04             | 3/4" x 1-3/16" x 1-7/8"                              |
| 95                            | 1-3/8"  | 92             | 3/4" x 1-3/16" x 1-7/8" w/ Bushing 1/2" I.D.         |
| 97                            | S.S. 1/2" TO 3/8" Top hats                    | 05             | S.S. 3/4" x 1-3/16" x 1-7/8"                         |
| 98                            | 1-1/8"  | 09             | 3/4" x 1-3/16" x 1-7/8" Caged                        |
| 99                            | 1/2" to 3/8" Top Hats                         | 06             | 3/4" x 1-3/16" x 2-1/2"                              |
| <b>Ball Bearing</b>           |   | 38             | 3/4" x 1-3/8" x 3"                                   |
| 41                            | 5/16" x 1-1/8"                                | 40             | 3/4" x 1-3/8" x 4"                                   |
| 42                            | 3/4" x 1-1/8"                                 | 07             | 3/4" x 1-7/16" x 2"                                  |
| 43                            | 3/8" Annular                                  | 21             | 7/8" x 1-7/16" x 2"                                  |
| 51                            | 1/2" x 1-3/8"                                 | 22             | 1" x 1-7/16" x 2"                                    |
| 48                            | 1/2" Annular                                  | 23             | 1" x 1-15/16" x 2-1/2"                               |
| 52                            | 5/8" x 1-3/8"                                 | 24             | 1" x 1-15/16" x 3"                                   |
| 53                            | 3/4" x 1-3/8"                                 | 92             | 1" x 1-15/16" x 3" w/ Bushing 3/4" I.D.              |
| <b>Precision Ball Bearing</b> |   | 41             | S.S. 1" x 1-15/16" x 3"                              |
| 2S                            | S.S. 1/2" x 1-1/8"                            | 35             | 1" x 1-15/16" x 4"                                   |
| 60                            | 1/2" x 1-3/16" for HL 2-3/16"                 | 25             | 1-1/4" x 1-15/16" x 2-1/2"                           |
| 6S                            | S.S. 1/2" x 1-3/16" for HL 2-3/16"            | 26             | 1-1/4" x 1-15/16" x 3"                               |
| 76                            | S.S. 6203 w/S.S. Top Hat 1/2"                 | 94             | 1-1/4" x 1-15/16" x 3" w/Bushing 1" I.D.             |
| 6M                            | 1/2" X 1-3/16" for HL 1-5/16"                 | 37             | 1-1/4" x 1-15/16" x 4"                               |
| R1                            | 1" x 1-15/16" for HL 3-1/4"                   | 27             | 1-1/4" x 2-7/16" x 3"                                |
| P1                            | 1/2" x 1-3/8"                                 | 31             | 1-1/4" x 2-7/16" x 4"                                |
| P2                            | 5/8" x 1-3/8"                                 | 32             | 1-1/4" x 2-7/16" x 5"                                |
| P3                            | 3/4" x 1-3/8"                                 | 28             | 1-1/2" x 2-7/16" x 3"                                |
| P4                            | 3/8" x 1-1/16"                                | 39             | 1-1/2" x 2-7/16" x 4"                                |
| 44                            | 3/8" w/ full T.G.                             | 33             | 1-1/2" x 2-7/16" x 4-1/4"                            |
| 45                            | 3/8" w/ small T.B.                            | 34             | 1-1/2" x 2-7/16" x 5"                                |
| 47                            | 3/8" w/ bearing cap                           |                |  |
| 4S                            | S.S. 3/8" w/ full T.G.                        | 11             | <b>Delrin</b><br>1-PC 3/4" I.D.                      |
| T3                            | 6207 x 2 w/ 1/2" I.D. top hat                 | 12             | 1-PC 1/2" I.D.                                       |
| T4                            | 6206 x 4 w/ 3/4" I.D. top hat                 | 55             | 2-PC 3/8" X 1-1/8"                                   |
| T5                            | 6206 x 4 w/ 1" I.D. top hat                   | 56             | 2-PC 1/2" X 1-3/16"                                  |
| T6                            | 6207 x 4 w/ 1-1/4" I.D. top hat               | 57             | 2-PC 3/4" x 1-3/16"                                  |
| 14                            | 6205 x Bushing to 1/2"                        | 58             | 2-PC 1 x 1-15/16"                                    |
| 19                            | 6205 x Bushing to 5/8"                        | 59             | 2-PC 1/2" x 1-1/8"                                   |
| 77                            | S.S. 6205 x Busing to 3/4" for HL 2-3/4"      | 5A             | 1/2" Flanged White                                   |
| 7L                            | S.S. 6205 x Busing to 3/4" for HL 3-1/4"      |                |  |
| 61                            | 6201 Bushing to 3/8"                          | B1             | <b>Brown Bushing</b><br>1-PC 3/4" x 1-3/16" x 2-1/8" |
| S1                            | S.S. 6201 Bushing to 3/8"                     | B5             | 2-PC flanged 3/4" x 1-3/16"                          |
| 62                            | 6202 Bushing to 1/2"                          | B8             | 1-PC 1" x 1-15/16" x 3-1/4"                          |
| 63                            | 6203 w/ 1/2" I.D. top hat                     |                |  |
| 72                            | S.S. 6203 w/ 1/2" I.D. top hat                | 70             | <b>Tapered Roller</b><br>3/4" I.D.                   |
| 64                            | 6204 w/ 1/2" I.D. top hat                     | 73             | 3/4" I.D w/ top hat 1/2"                             |
| 65                            | 6205  | 71             | 1" I.D.  |
| 651                           | 6205 x 1" I.D.                                | 79             | 1" I.D. w/ top hat 3/4"                              |
| 3P                            | 6203 w/ 1/2" I.D. top hat, HL 1-7/8"          | 74             | 1-1/4" I.D.  |
| 4P                            | 6205 w/ 1/2" top hat                          | 75             | 1-1/4" I.D. w/ top hat 1"                            |
| 5P                            | 6205 x 4 w/ 3/4" top hat, HL 2-3/4" or 3-1/4" | 76             | 1-1/4" I.D. w/ top hat 3/4"                          |
| 7P                            | 6207 x 4 w/ 1" Top hat for HL 3-1/4"          |                |  |
| 8T                            | 6208 x 4 w/1" I.D. top hat for HL 3-1/2"      |                |  |
| 8P                            | 6208 x 4 w/1-1/4" I.D. top hat for HL 4-1/2"  |                |  |



| Caster Options  |   |  |  |                                      |   |  |   |
|-----------------|---|--|--|--------------------------------------|---|--|---|
| 27PU60JV0417YY- | 1 | 2  | 3  | 4                                    | 5   | 6  |   |
|                 | 1 | <b>Washer Type: Page 423</b><br>Plastic washer, PLTRT11 (R)<br>Sintered Washer, PWIRT11 (W)<br>Flat Steel Washer; FLTRT11 (M)<br>Sintered S.S. washer, PWSRT11(S)<br>Neoprene Sealed Washer, (N) |  |                                      |   |  |   |
|                 |   | 2  | <b>Brake Type: Page 426</b><br>FCB (Brake at trailing) (B)<br>Brake at front (F)<br>TLB (T)<br>TLB With Rubber Coating (D)<br>Thumb Screw Brake on the side (R)<br>Face Contact Brake for Dual Wheel (M)<br>Universal Brake (U)<br>Side Brake (S)<br>Cam brake (C)<br>A-Cam brake (A)<br>Field Installable brake (N)<br>Wrap around brake (W)<br>Vertical brake (V)<br>TKB brake (H)rubber coating (D)<br>Hi-Temp TKB Brake (I)<br>Plastic TKB(#13/21) (K) |                                      |   |  |   |
|                 |   |  | 3  | <b>4-PositionLock: Page 434</b><br>P |   |  |   |
|                 |   |  |  | 4                                    | <b>Thread Guard: Page 424</b><br>Plastic (3)<br>Metal (G)<br>Brass Plated (B)<br>Nickel Plated (N)<br>Black Metal (A) |  |   |
|                 |   |  |  |                                      | 5   | <b>Raceway Seal: Page 425</b><br>Regular Seal (L)<br>High-Temp Seal (2)<br>Seal and Zerk-75 (E)<br>Hi-Temp Seal & Zerk-75(K)<br>Dust Cover & Zerk on Raceway(Z)<br>Hi-Temp Seal & 90° Zerk(Q)<br>Hi-Temp Grease (I)<br>Low-Temp Grease (1) |   |
|                 |   |  |  |                                      |   | 6  | <b>Toe Guards: Page 433</b><br>Standard weld on guards (4),<br>Yellow guards (6),<br>Yellow guards with brush (5) |

**27PU60JV0417YY-1-2-3-4-5-6**

**1: Washer Type**

**2: Brake Type**

**3: 4-Position Locks**

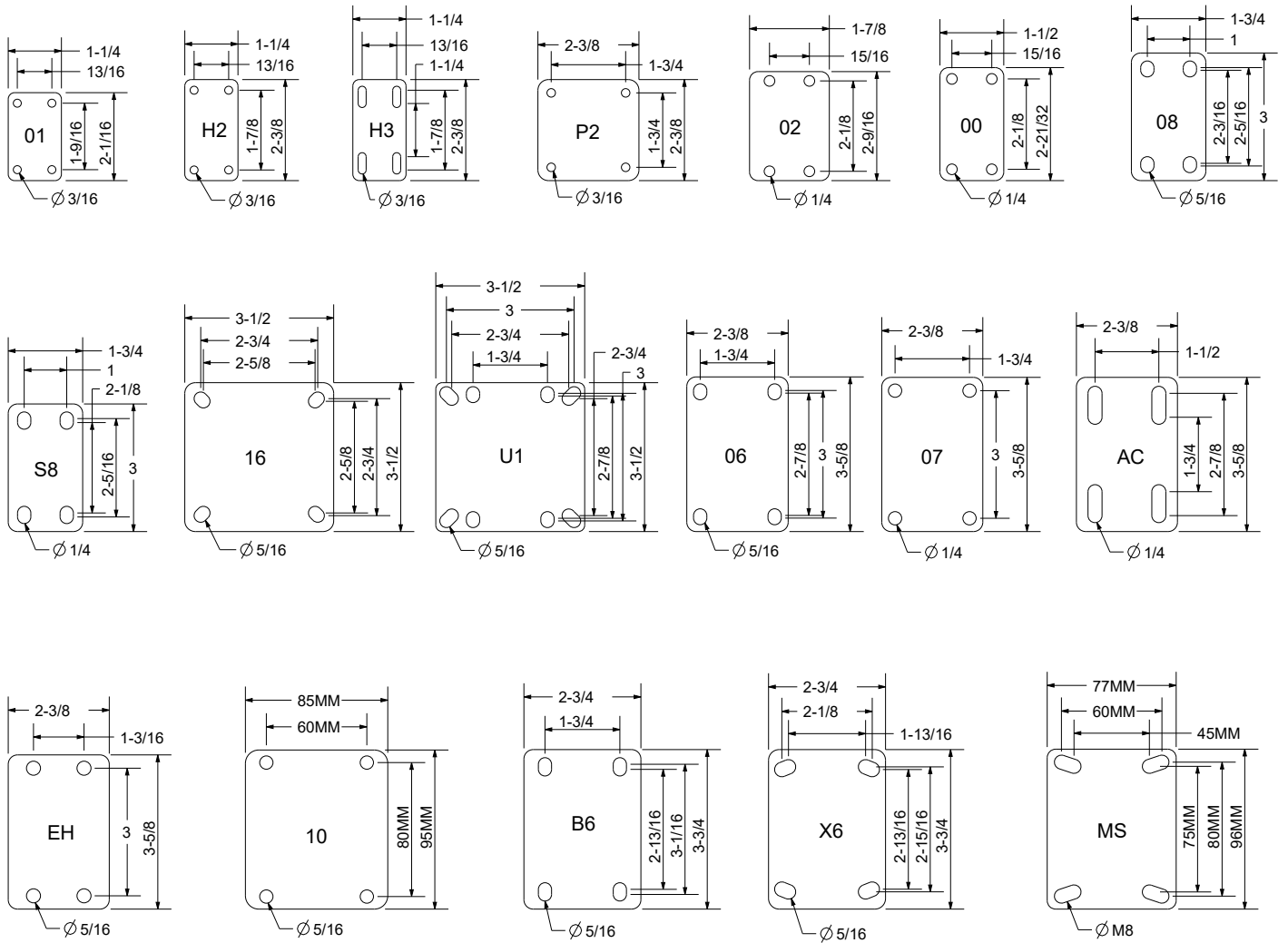
**4: Thread Guards**

**5: Raceway Seals**

**6: Toe Guards**

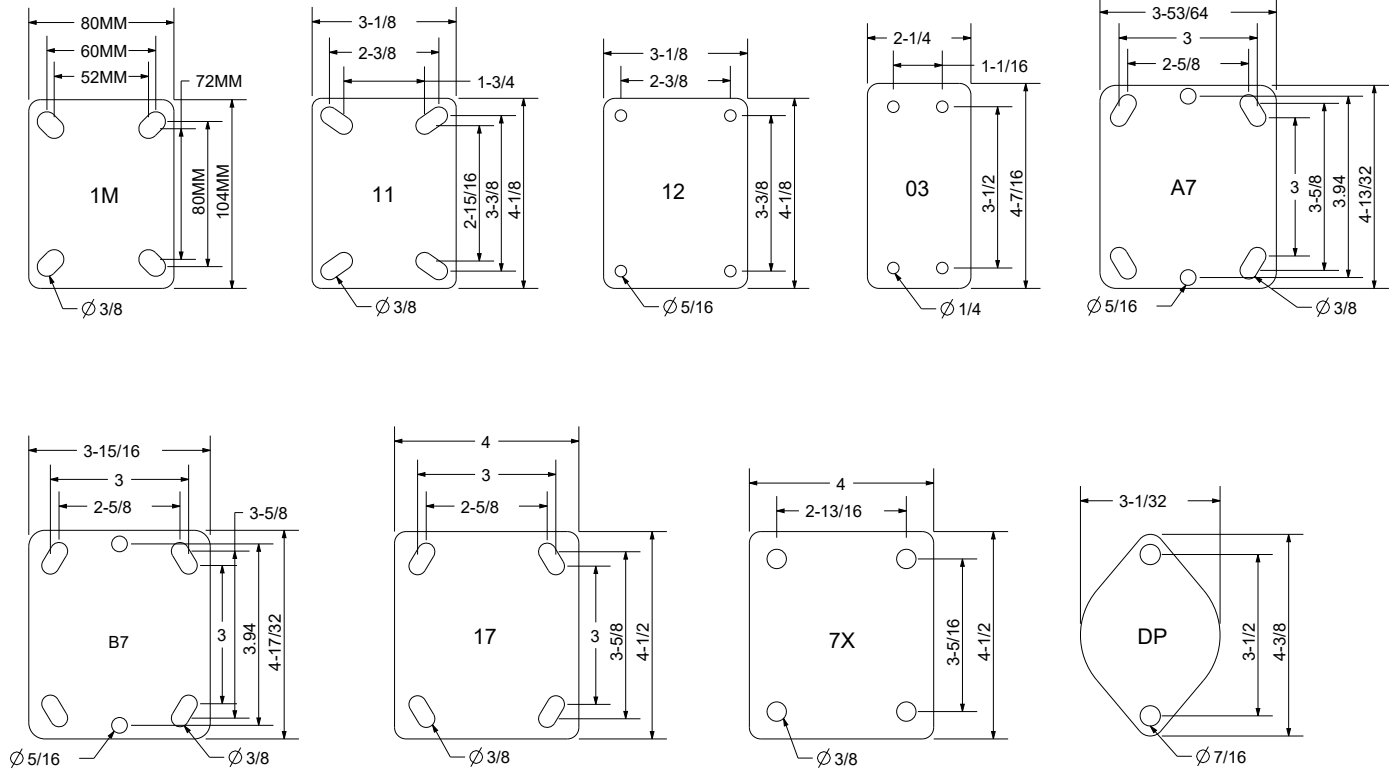


# Top Plates



Notes

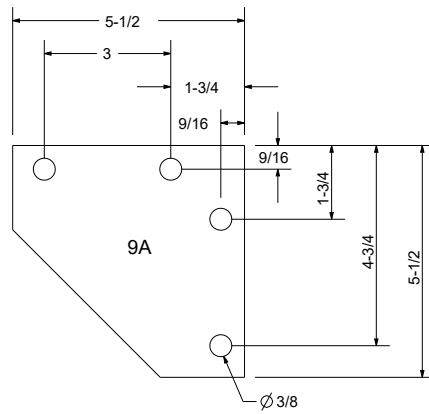
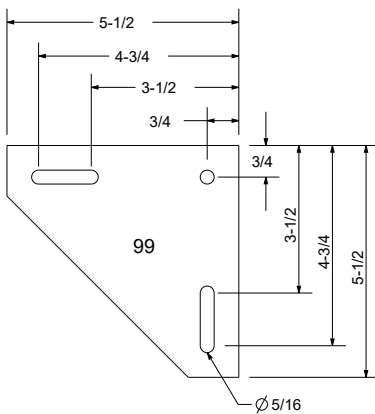
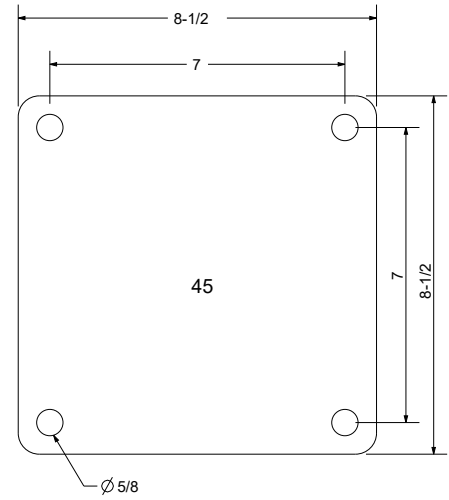
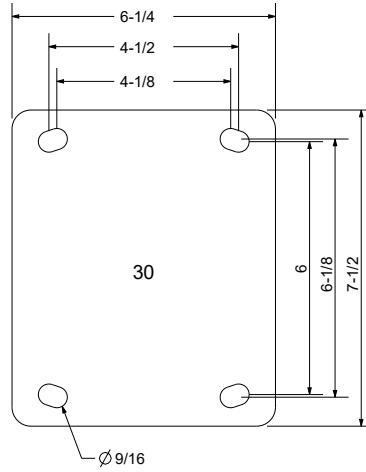
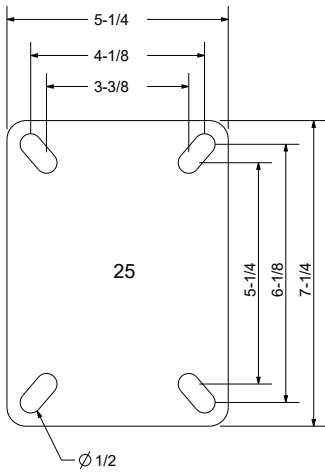
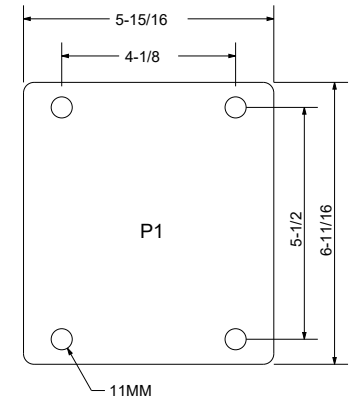
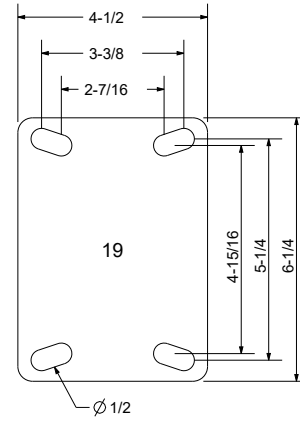
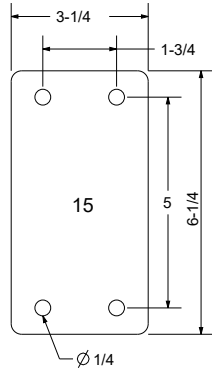
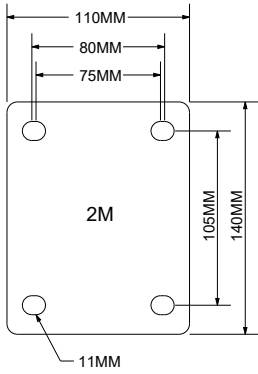
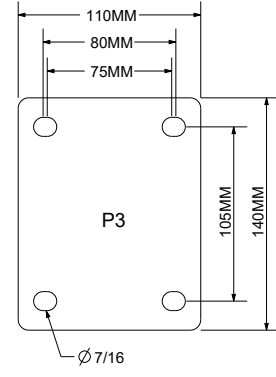
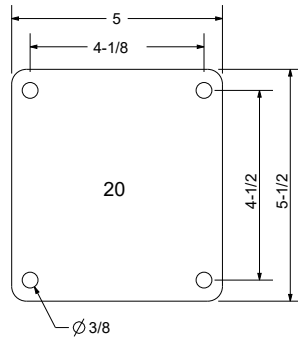
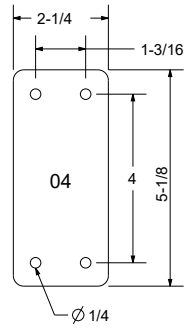
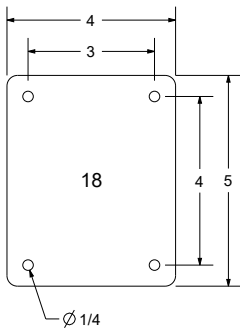
# Top Plates Continued



Notes

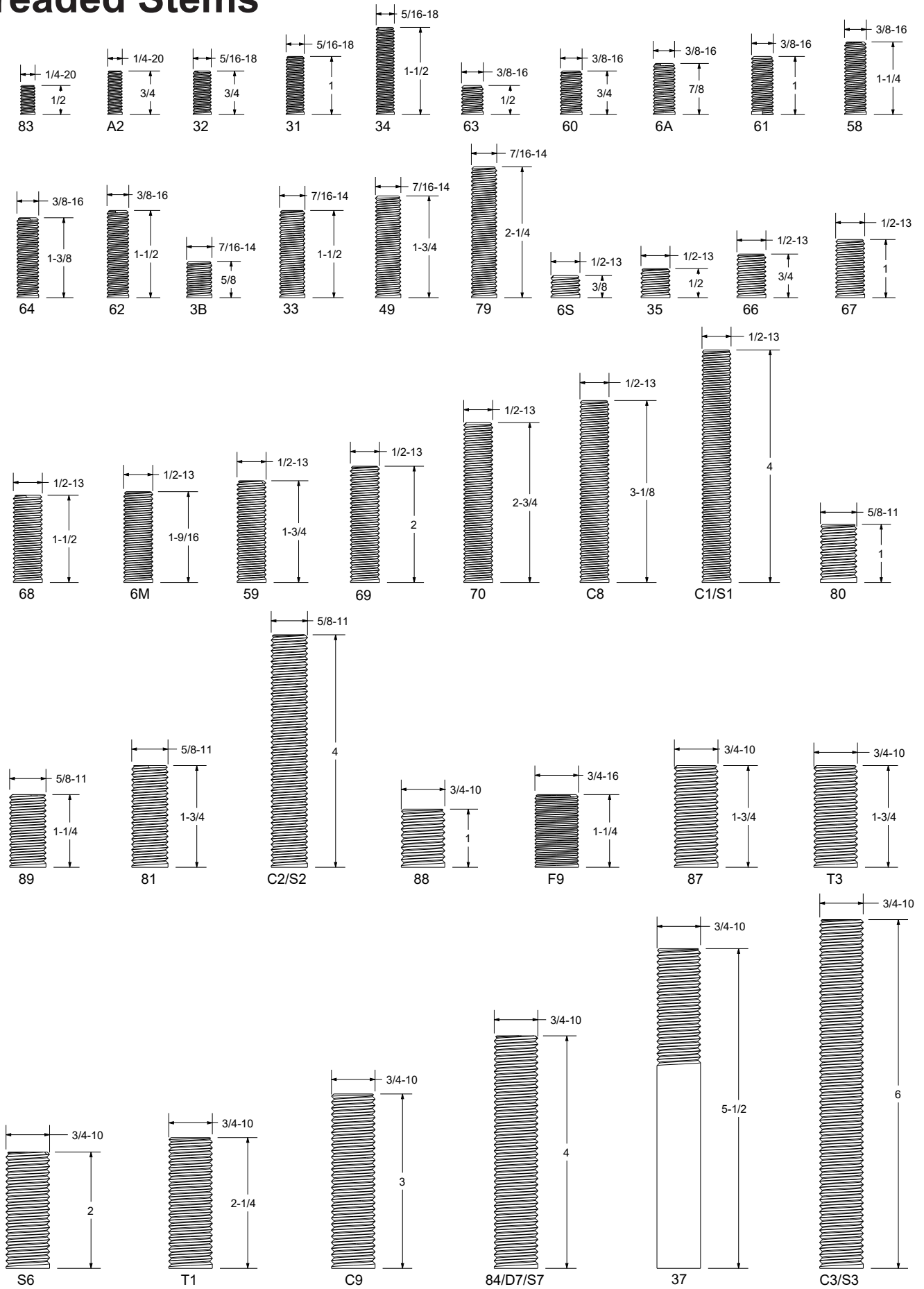


# Top Plates Continued



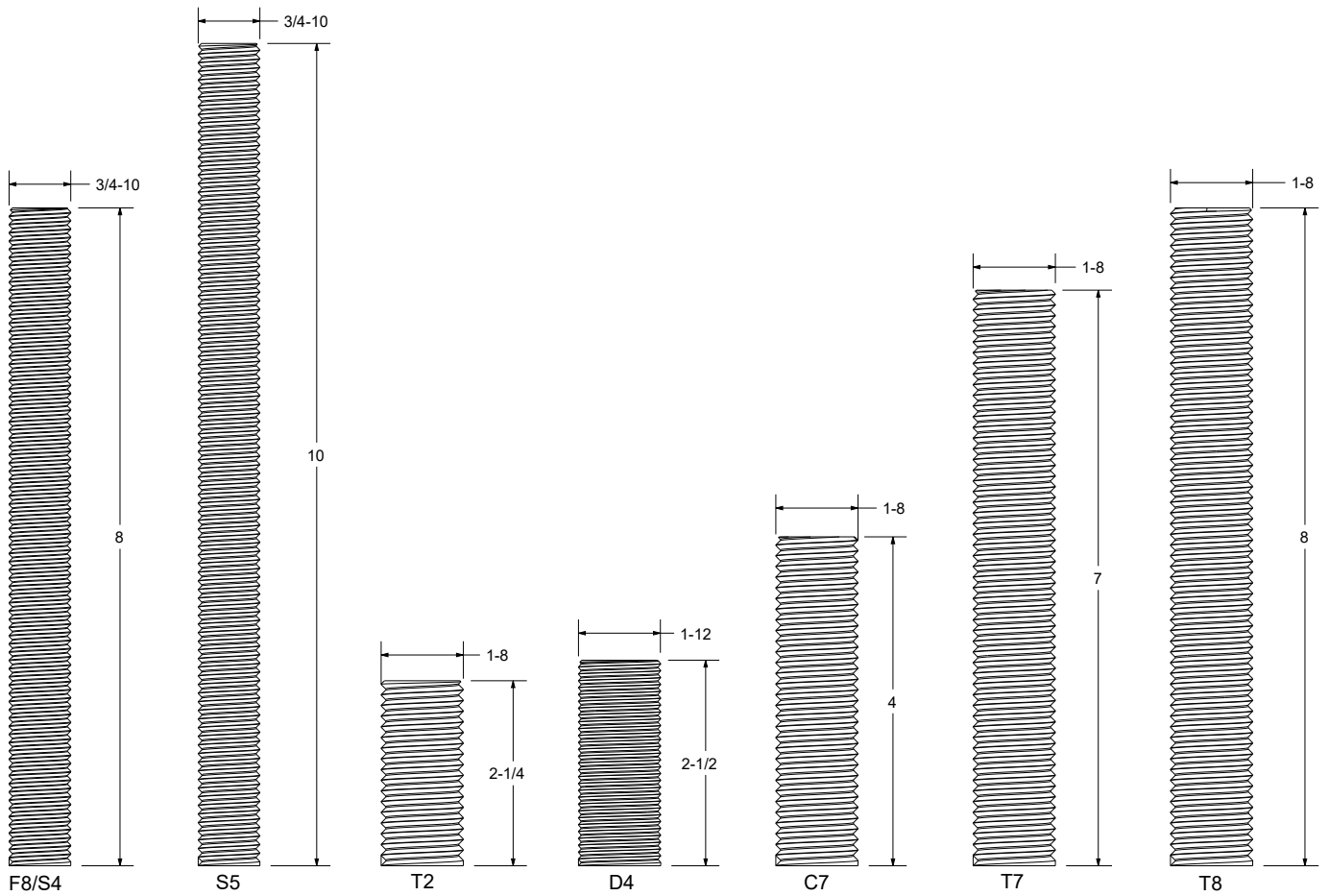


# Threaded Stems

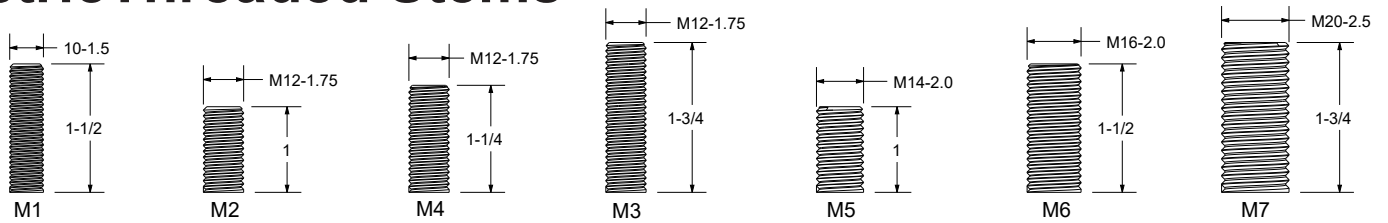




# Threaded Stems Continued

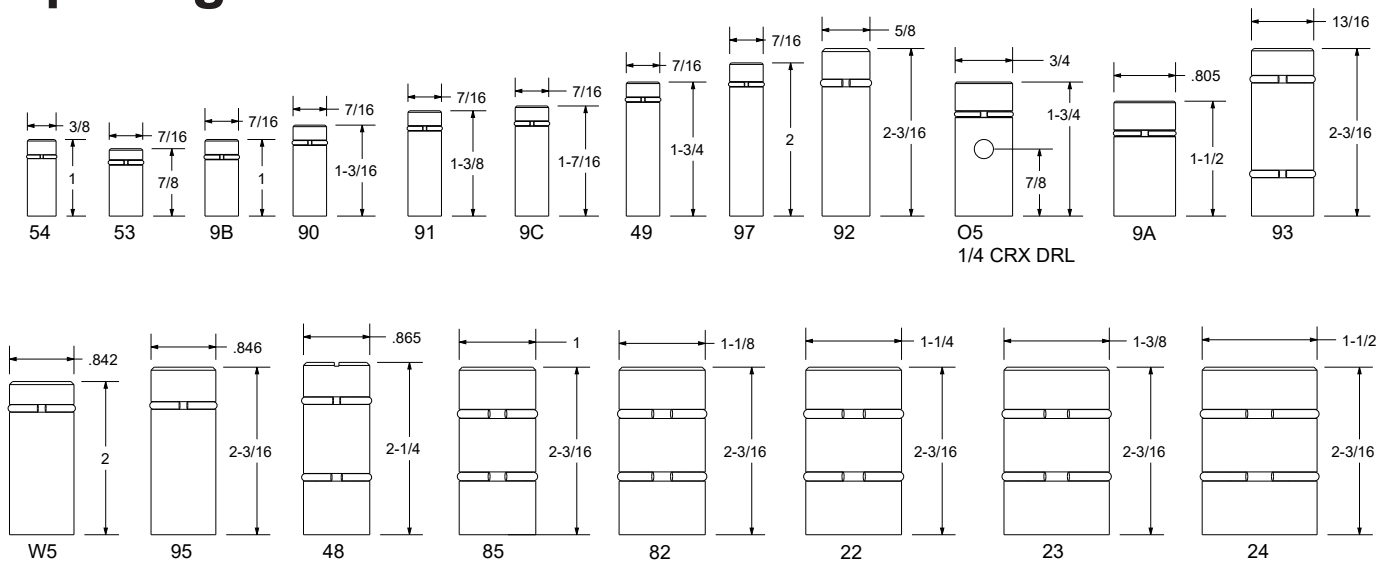


# Metric Threaded Stems

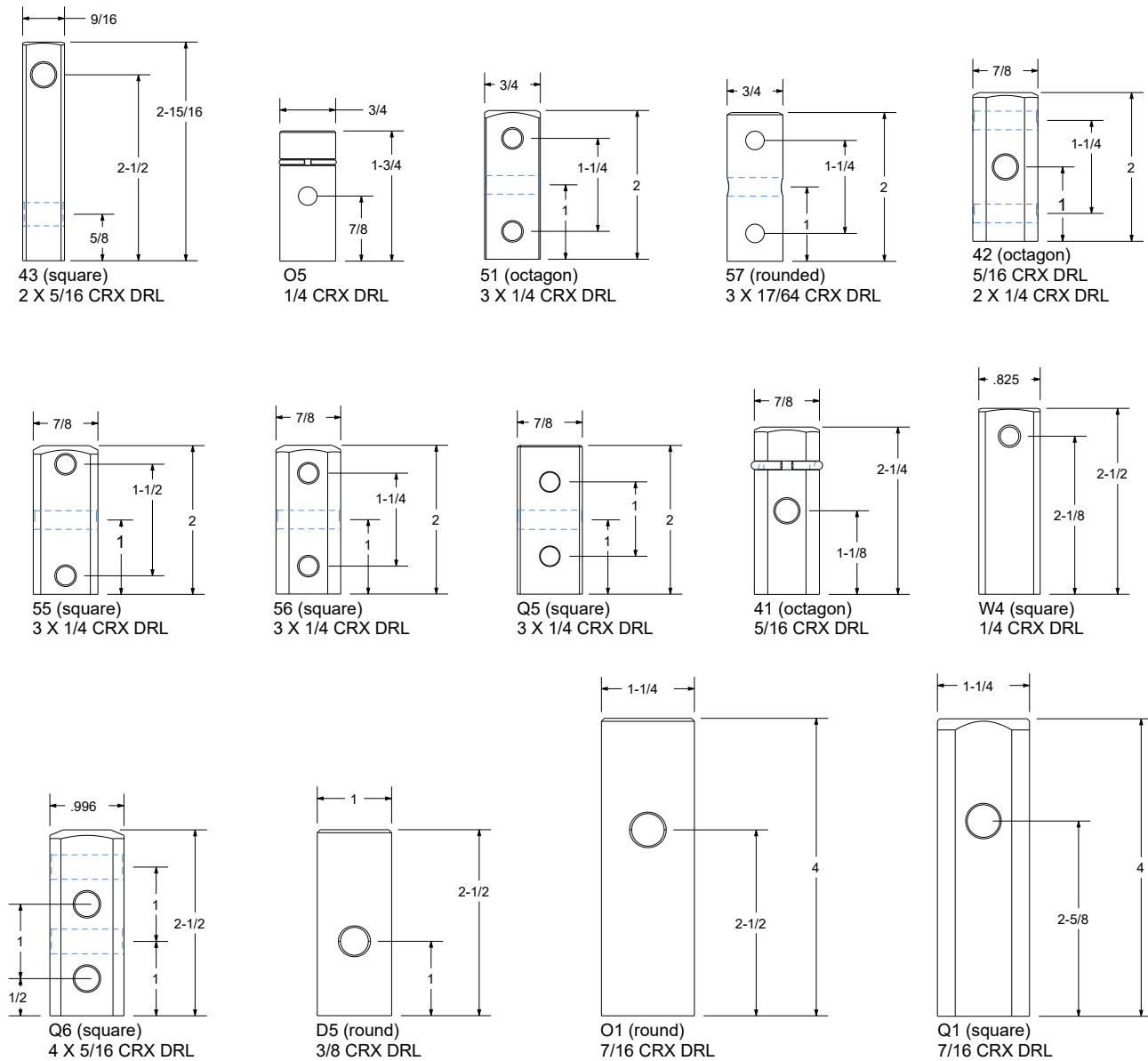


Notes

# Grip Ring Stems



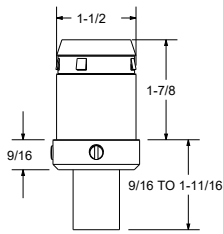
# Cross-Drilled Stems



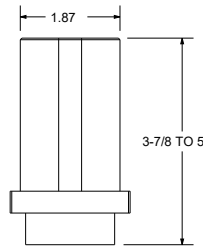




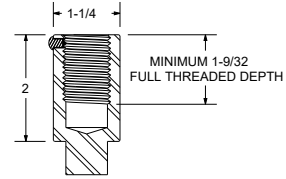
# Adjustable Stems



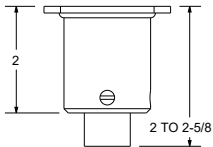
**B1 (07STGB1)**  
Fit 1-1/2 Round Tube  
Adj. Range 1-1/8  
Addit. Adj. H. 9/16 TO 1-11/16



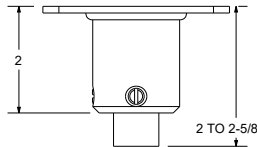
**Q8**  
Fit 2 Inch Square Tube  
Adj. Range 1-1/8  
Addit. Adj. H. 3-7/8 TO 2



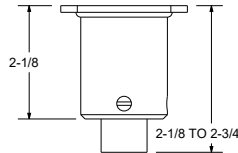
**34**  
3/4-10 Inner Threaded Stem



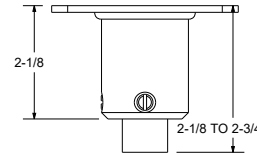
**E1 (07STAE1)**  
#06 Mounting Plate  
Adj. Range 5/8  
Addit. Adj. H. 2 TO 2-5/8



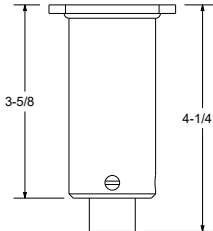
**F1 (07STAF1)**  
#16 Mounting Plate  
Adj. Range 5/8  
Addit. Adj. H. 2 TO 2-5/8



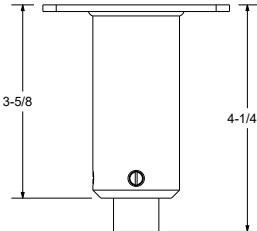
**E2 (07STAE2)**  
#06 Mounting Plate  
Adj. Range 5/8  
Addit. Adj. H. 2-1/8 TO 2-3/4



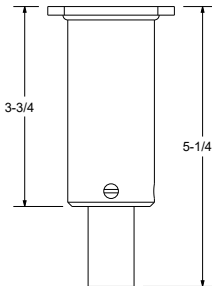
**F2 (07STAF2)**  
#16 Mounting Plate  
Adj. Range 5/8  
Addit. Adj. H. 2-1/8 TO 2-3/4



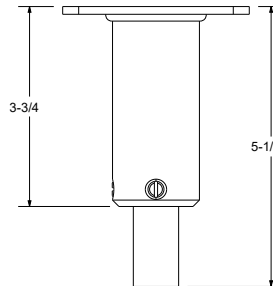
**E3 (07STAE3)**  
#06 Mounting Plate  
Adj. Range 5/8  
Addit. Adj. H. 3-5/8 TO 4-1/4



**F3 (07STAF3)**  
#16 Mounting Plate  
Adj. Range 5/8  
Addit. Adj. H. 3-5/8 TO 4-1/4

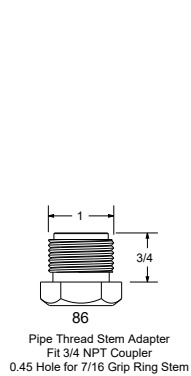


**E4 (07STAE4)**  
#06 Mounting Plate  
Adj. Range 1-1/2  
Addit. Adj. H. 3-3/4 TO 5-1/4

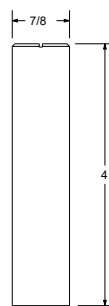


**F4 (07STAF4)**  
#16 Mounting Plate  
Adj. Range 1-1/2  
Addit. Adj. H. 3-3/4 TO 5-1/4


# Special Stems



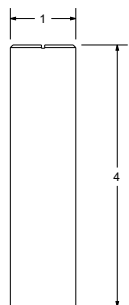
**86**  
Pipe Thread Stem Adapter  
Fit 3/4 NPT Coupler  
0.45 Hole for 7/16 Grip Ring Stem



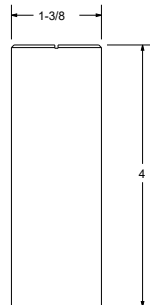
**L2**  
Plain Stem




**L3 (#4L)**  
Plain Stem



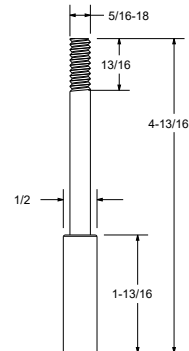
**L4**  
Plain Stem



**L5**  
Plain Stem



**L3 (#08)**  
Plain Stem



**L1**  
Ladder Stem



# Adaptor Stems



**71 (ADP7134)**  
Fit 3/4 ID Round Tube  
Exp. 0.720 - 0.851  
Knurled Nut  
Round Rubber  
Round Plastic Bushing



**R1 (ADS7134)**  
Fit 3/4 Square Tube  
Exp. 0.720 - 0.851  
1/4 Square Metal Top  
Round Rubber  
1/4 Square Metal Base



**72 (ADP7278)**  
Fit 7/8 Round Tube  
Exp. 0.852 - 0.927  
Knurled Nut  
Round Rubber  
Round Plastic Bushing



**R2 (ADS7278)**  
Fit 7/8 Square Tube  
Exp. 0.852 - 0.927  
1/4 Square Metal Top  
Round Rubber  
1/4 Square Metal Base



**U2 (ADR7278)**  
Fit 7/8 Square Tube  
Exp. 0.852 - 0.927  
1/4 Square Metal Top  
Square Rubber  
1/4 Square Metal Base



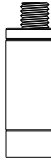
**7B (ADP7992)**  
Fit 15/16 Round Tube  
Exp. 0.900 - 0.980  
Knurled Nut  
Round Rubber  
Round Plastic Bushing




**73 (ADP7310)**  
Fit 1 Round Tube  
Exp. 0.928 - 1.029  
Knurled Nut  
Round Rubber  
Round Plastic Bushing



**R3 (ADS7310)**  
Fit 1 Square Tube  
Exp. 0.928 - 1.029  
1/4 Square Metal Top  
Round Rubber  
1/4 Square Metal Base



**7A (ADP7A16)**  
Fit 1-1/16 Round Tube  
Exp. 1.020 - 1.180  
Knurled Nut  
Round Rubber  
Round Plastic Bushing



**74 (ADP7418)**  
Fit 1-1/8 Round Tube  
Exp. 1.110 - 1.140  
Knurled Nut  
Round Rubber  
Round Plastic Bushing



**R4 (ADS7418)**  
Fit 1-1/8 Square Tube  
Exp. 1.030 - 1.140  
1/4 Square Metal Top  
Round Rubber  
1/4 Square Metal Base



**78 (ADP7814)**  
Fit 1-3/16 Round Tube  
Exp. 1.178 - 1.303  
Knurled Nut  
Round Rubber  
Round Plastic Bushing



**75 (ADP7538)**  
Fit 1-3/8 Round Tube  
Exp. 1.360 - 1.425  
Knurled Nut  
Round Rubber  
Round Plastic Bushing



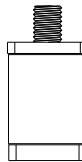
**R5 (ADS7538)**  
Fit 1-3/8 Square Tube  
Exp. 1.360 - 1.425  
1/4 Square Metal Top  
Round Rubber  
1/4 Square Metal Base




**U5 (ADR7538)**  
Fit 1-3/8 Square Tube  
Exp. 1.360 - 1.425  
1/4 Square Metal Top  
Round Rubber  
1/4 Square Metal Base



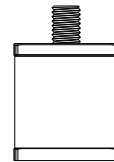
**76 (ADP7615)**  
Fit 1-1/2 Round Tube  
Exp. 1.426 - 1.589  
Knurled Nut  
Round Rubber  
Round Plastic Bushing



**R6 (ADS7615)**  
Fit 1-1/2 Square Tube  
Exp. 1.426 - 1.589  
1/4 Square Metal Top  
Round Rubber  
1/4 Square Metal Base



**77 (ADP7717)**  
Fit 1-7/8 Round Tube  
Exp. 1.790 - 1.850  
Knurled Nut  
Round Rubber  
Round Plastic Bushing



**R7 (ADS7717)**  
Fit 1-7/8 Square Tube  
Exp. 1.790 - 1.850  
1/4 Square Metal Top  
Round Rubber  
1/4 Square Metal Base

## NSF Listed Products:

Caster Bumper: CB200

Caster Series: 4S, B1/B2, BK, CW/CL, H9/H0, RX/RR,03,04,05,06,07,08,09,10,11,12,13,14,15,16,17, 18,19,21,22,23,24,27,28,31,32,33,73,74,75,76,79,80,85,86,95,96,RH,S5,S6,S7,S8,S9,SH,T3,TH

Wheels: BC,EL,GN,HI,HP,HR,HT,HU,MA,MU,MA,MU,MV,NM,NY,OV,PA,PH,PM,PO,PP,RA,RK,SP, SU,SR,TP,UA

Options: Brakes, Positional Lock, Raceway Seal, Thread Guards


Call for complete list of NSF list products or check the website: [www.durablesuperior.com](http://www.durablesuperior.com)





## Reliable Products, Quality Testing

- Push-pull(Ergonomic) Tests, force to start with rotation, straight and maintain rolling with load
- Endurance Test for varieties of application, with load from 200lb to 40,000lb, and with speed from 4 mph to 10 mph
- Capacity Tests: both dynamic(rolling) and static(stationary)
- Material Bonding, hardness, durometer and color analysis tests
- Corrosion resistant test
- Temperature resistant test



3D model available at [Durableusa.com](http://Durableusa.com) as well as upon request.

# Black Finished Casters

- Semi-gloss black finished for attractive appearance and corrosion resistance
- In stock and available in various series and sizes
- Various fastening patterns available
- For wheel selections, please refer to it series

03PO20IB8106-000000X



5AMA30IB0812-0R0000X



08SR20AI8053-000000X



07PO50GB82ZZ-000000X



07HR50GB82ZZ-0H0000X



LV0600V3-X



27NR50JB0417-0T0000X



13TP50GI4406-000000X





# 01/05/IT Low Profile Dual Wheel Swivel Casters - Up to 400lb

- Provide the highest possible weight capacity at the lowest overall height
- Dual wheels for best mobility with maximum load capacity
- Modular kingpin available in various stems
- NSF Listed and RoHS Compliant
- Broad range of mounting options
- Double ball bearings raceway
- Zinc Plated or Black Finish

05HR20AB8106YY



01RK30AI8206SY



01HR20AB8168YY



01PO20AB8191YY



|                      |                 |                    |                            |
|----------------------|-----------------|--------------------|----------------------------|
| Thumb Screw Brake(R) | Black Finish(X) | Side Lock Brake(S) | Vertical Top Lock Brake(V) |
|                      |                 |                    |                            |

## Applications:

Vending Machines

Commercial Appliance

Reach-in Coolers & Freezer Units

Computer Racks

| Fastening Options (Replace ** in part number with desired plate or stem code) |                 |                                      |                    |
|---|-----------------|--------------------------------------|--------------------|
| Plate Code  | Overall Size    | Bolt Hole Pattern                    | Mounting Bolt Size |
| 06  | 2-3/8" x 3-5/8" | 1-3/4" x 2-7/8" slotted to 3"        | 5/16"              |
| 11  | 3-1/8" x 4-1/8" | 1-3/4" x 2-15/16" to 2-3/8" x 3-3/8" | 5/16"              |
| 17  | 4" x 4-1/2"     | 2-5/8" x 3-5/8" to 3" x 3"           | 3/8"               |

| Series | Wheel Dia. | Wheel Code | Overall Height | Swivel Radius                            |
|--------|------------|------------|----------------|--|
| 01     | 2"         | 20         | 2-7/8"         | 1-7/8"                                   |
| 05     | 2"         | 20         | 2-31/32"       | 1-7/8"                                   |
| 01     | 3"         | 30         | 4"             | 2-1/4"                                   |
|        |            | 32         |                | 2-1/2"                                   |
|        |            | 31         |                | 2-7/8"(Extended Radius to allow V-BRAKE) |

\*Reduce Overall Height by 1/8" for stem casters.



| Stems Available for Modular kingpin(ZZ) |                     |                     |  | Standard Stem              |                    |           |
|---|---------------------|---------------------|--|----------------------------|--------------------|-----------|
| Stem Code                               | Size                | Modular Stem Part # | Stem Type                              | Stem Code                  | Size               | Stem Type |
| 91                                      | 7/16" x 1-3/8"      | 07STG91             | Grip ring                              | 91                         | 7/16" x 1-3/8"     | Grip Ring |
| 92                                      | 5/8" x 2-3/16"      | 07STG92             |  | 61                         | 3/8" - 16 x 1"     | Threaded  |
| 93                                      | 13/16" x 2-3/16"    | 07STG93             |  | 62                         | 3/8" - 16 x 1-1/2" |           |
| 95                                      | 0.846" x 2-3/16"    | 07STG95             |  | 35                         | 1/2" - 13 x 1/2"   |           |
| 48                                      | 0.865" x 2-1/2"     | 07STG48             |  | 66                         | 1/2" - 13 x 3/4"   |           |
| 85                                      | 1" x 2-3/16"        | 07STG85             |  | 67                         | 1/2" - 13 x 1"     |           |
| 82                                      | 1-1/8" x 2-3/16"    | 07STG82             |  | 68                         | 1/2" - 13 x 1-1/2" |           |
| 22                                      | 1-1/4" x 2-3/16"    | 07STG22             |  | 59                         | 1/2" - 13 x 1-3/4" |           |
| 23                                      | 1-3/8" x 2-3/16"    | 07STG23             |  | 81                         | 5/8" - 11 x 1-3/4" |           |
| 51                                      | 3/4" x 2"           | 07STS51             |  | Octagon Stem, w/ 3 CX      | 89                 |           |
| 41                                      | 7/8" x 2-1/4"       | 07STO41             | Octagon Stem, w/ GripRing and CX 5/16" | 87                         | 3/4" - 10 x 1-3/4" |           |
| 43                                      | 9/16" x 2-15/16"    | 07STS43             | Square Stem, w/ 2 CX                   |                            |                    |           |
| 55                                      | 7/8" x 2"           | 07STS55             | Square Stem, w/ 3 CX                   |                            |                    |           |
| 79                                      | 7/16" - 14 x 2-1/4" | 07STT79             | Threaded Stem                          |                            |                    |           |
| 33                                      | 7/16" -14 x 1-1/2"  | 07STT33             |  |                            |                    |           |
| C8                                      | 1/2" -13 x 3-1/8"   | 07STTC8             |  |                            |                    |           |
| C1                                      | 1/2" - 13 x 4"      | 07STTC1             |  |                            |                    |           |
| 80                                      | 5/8" - 11 x 1"      | 07STT80             |  |                            |                    |           |
| C2                                      | 5/8" - 11 x 4"      | 07STTC2             |  |                            |                    |           |
| 87                                      | 3/4" -10 x 1-3/4"   | 07STT87             |  |                            |                    |           |
| C3                                      | 3/4" - 10 x 6"      | 07STTC3             |  |                            |                    |           |
| M1                                      | M10-1.5x1-1/2"      | 07SSM1015           |  |                            |                    |           |
| M3                                      | M12 - 1.75 x 1-3/4" | 07STM12-134         |  |                            |                    |           |
| M6                                      | M16 - 2 x 1-1/2"    | 07STM16-112         |  |                            |                    |           |
| M7                                      | M20 - 2.5 x 1-3/4"  | 07STM20-134         |  |                            |                    |           |
| 70                                      | 1/2" - 13 x 2-3/4"  | 07STT70             |  |                            |                    |           |
| 71                                      | .720" - .851"       |                     |  | Rounded Expandable Adaptor |                    |           |
| 7B                                      | .920" - .980"       |                     |  |                            |                    |           |
| 72                                      | .852" - .919"       |                     |  |                            |                    |           |
| 73                                      | .935" - 1.029"      |                     |  |                            |                    |           |
| 7A                                      | 1.020" - 1.100"     |                     |  |                            |                    |           |
| 74                                      | 1.030" - 1.14"      |                     |  |                            |                    |           |
| 75                                      | 1.110" - 1.180"     |                     |  |                            |                    |           |
| 76                                      | 1.426" - 1.589"     |                     |  |                            |                    |           |
| 77                                      | 1.790" - 1.850"     |                     |  |                            |                    |           |
| 78                                      | 1.178" - 1.303"     |                     |  |                            |                    |           |
| R1                                      | .720" - .851"       |                     | Expandable Adaptor for Squared Tubing  |                            |                    |           |
| R2                                      | .852" - .927"       |                     |  |                            |                    |           |
| R3                                      | .928" - 1.029"      |                     |  |                            |                    |           |
| R4                                      | 1.030" - 1.140"     |                     |  |                            |                    |           |
| R5                                      | 1.360" - 1.425"     |                     |  |                            |                    |           |
| R6                                      | 1.426" - 1.589"     |                     |  |                            |                    |           |

| Wheel Diameter | Tread Width | Wheel Type         | Load Capacity | Bearing Type | Part #         | Available Fastening Pattern (Replace ** with desired fastening Options) |
|----------------|-------------|--------------------|---------------|--------------|----------------|---|
| 2"             | 13/16" x 2  | Hard Rubber        | 225           | Plain        | 01HR20AB81**YY | 06, 62, 67, 68  |
|                |             | Polyolefin         | 250           | Plain        | 01PO20AB81**YY | 06, 62, 67, 68, 91  |
|                |             | Hard Rubber        | 250           | Plain        | 05HR20AB81**YY | 06, 89  |
|                |             | Glass Filled Nylon | 400           | Plain        | 05MA20AO81**YY | 06,89   |
|                |             | Ploy-Pro™          | 300           | B. Bearing   | 05PP20OI4981YY | P0,80   |
| 3"             | 7/8" x 2    | Hard Rubber        | 350           | Plain        | 01HR31AB81**YY | 06, 11, 17, 35, 59, 61, 62, 66, 67, 68, 81, 87, ZZ                      |
|                |             |                    | 250           | Plain        | 01HR30AB82**YY | 06, 11  |
|                |             |                    | 250           | Plain        | 01HR32AB82**YY | 06, 11  |
|                |             | Grayrok™           | 350           | Plain        | 01RK31AB81**YY | 06, 11, 17, 35, 59, 61, 62, 66, 67, 68, 81, 87, ZZ                      |
|                |             |                    | 350           | Plain        | 01RK30AI82**YY | 06, 11  |
|                |             |                    | 350           | Plain        | 01RK32AI82**YY | 06, 11  |



03/04 SERIES • CAPACITY 500

# 03/04/05 Low Profile Casters - Up to 500lb

- Provide the highest possible weight capacity at the lowest overall height
- Double ball bearings raceway
- NSF Listed and RoHS Compliant
- Broad range of mounting options
- Zinc Plated or Black Finish

03PH30IB3659YY



03MA20IB8106YY



03PO30IB8267YY



04PH30IB3606YY



03PM30IB6206YY



03PO30IB8268VY



03PO30IB8268RY



03UX25IO6206YY



|                       |                  |                     |                             |
|-----------------------|------------------|---------------------|-----------------------------|
| Thumb Screw Brake (R) | Black Finish (X) | Side Lock Brake (S) | Vertical Top Lock Brake (V) |
|                       |                  |                     |                             |

### Applications:

- Vending Machines
- Commercial Appliances
- Reach-in Coolers and Freezer Units
- Computer Racks

| Fastening Options (Replace ** in part number with desired plate or stem code) |                 |                                      |                |                    |
|---|-----------------|--------------------------------------|----------------|--------------------|
| Plate Code  | Overall Size    | Bolt Hole Pattern                    |                | Mounting Bolt Size |
| 06  | 2-3/8" x 3-5/8" | 1-3/4" x 2-7/8" slotted to 3"        |                | 5/16"              |
| 11  | 3-1/8" x 4-1/8" | 1-3/4" x 2-15/16" to 2-3/8" x 3-3/8" |                | 5/16"              |
| 17  | 4" x 4-1/2"     | 2-5/8" x 3-5/8" to 3" x 3"           |                | 3/8"               |
| Series  | Wheel Dia.      | Wheel Code                           | Overall Height | Swivel Radius      |
| 03  | 1-7/16"         | 16                                   | 2-1/4"         | 1-1/2"             |
|   | 2"              | 20                                   | 2-7/8"         | 1-7/8"             |
|   | 2.5"            | 25                                   | 3-1/2"         | 2-1/4"             |
|   | 2.5"            | 24                                   |                | 2-1/2"             |
| 05  | 2"              | 20                                   | 2-31/32"       | 1-7/8"             |
| 03  | 3"              | 30                                   | 4"             | 2-1/4"             |
|   |                 | 32                                   |                | 2-1/2"             |
|   |                 | 31                                   |                | 2-7/8"             |

\*Reduce Overall Height by 1/8" for stem casters.



| Stems Available for Modular Kingpin(ZZ) |                     |              |   | Standard Stem                            |                  |           |
|---|---------------------|--------------|---|--|------------------|-----------|
| Code                                    | Size                | Part #       | Stem Type                                   | Code                                     | Size             | Stem Type |
| B1                                      | 1.49" x 1-7/8"      | 07STGB1      | Adjustable 1.875" - 3" for 1.5" I.D. Tubing | 91                                       | 7/16" x 1-3/8"   | Grip Ring |
| E1                                      | 2-3/8" x 3-5/8"     | 07STAE1      | Adjustable range 1.75" - 2.375"             | 61                                       | 3/8"-16 x 1"     | Threaded  |
| E2                                      |                     | 07STAE2      | Adjustable range 1.875" - 2.5"              | 62                                       | 3/8-16 x 1-1/2"  |           |
| E3                                      |                     | 07STAE3      | Adjustable range 3.5" - 4.125"              | 35                                       | 1/2"-13 x 1/2"   |           |
| E4                                      |                     | 07STAE4      | Adjustable range 3.5" - 5"                  | 66                                       | 1/2"-13 x 3/4"   |           |
| 91                                      | 7/16" x 1-3/8"      | 07STG91      | Grip Ring                                   | 67                                       | 1/2"-13 x 1"     |           |
| 92                                      | 5/8" x 2-3/16"      | 07STG92      |   | 68                                       | 1/2"-13 x 1-1/2" |           |
| 93                                      | 13/16" x 2-3/16"    | 07STG93      |   | 59                                       | 1/2"-13 x 1-3/4" |           |
| 95                                      | 0.846" x 2-3/16"    | 07STG95      |   | 89                                       | 5/8"-11 x 1-1/4" |           |
| 48                                      | 0.865" x 2-1/2"     | 07STG48      |   | 81                                       | 5/8"-11 x 1-3/4" |           |
| 85                                      | 1" x 2-3/16"        | 07STG85      |   | 88                                       | 3/4"-10 x 1"     |           |
| 82                                      | 1-1/8" x 2-3/16"    | 07STG82      |   | 87                                       | 3/4"-10 x 1-3/4" |           |
| 22                                      | 1-1/4" x 2-3/16"    | 07STG22      |   |  |                  |           |
| 23                                      | 1-3/8" x 2-3/16"    | 07STG23      |   |  |                  |           |
| 41                                      | 0.875" x 2-1/4"     | 07STO41      |   | Octagon Stem, w/ Grip Ring and CRX 5/16" |                  |           |
| 51                                      | 3/4" x 2"           | 07STS51      | Octagon Stem, w/ 3 CRX DRL 5/16"            |  |                  |           |
| 43                                      | 9/16" x 2-15/16"    | 07STS43      | Square Stem, w/ 2 CRX DRL 5/16"             |  |                  |           |
| 55                                      | 7/8" x 2"           | 07STS55      | Square Stem, w/ 3 CRX DRL 1/4"              |  |                  |           |
| 79                                      | 7/16" - 14 x 2-1/4" | 07STT79      | Threaded Stem                               |  |                  |           |
| 33                                      | 7/16" -14 x 1.5"    | 07STT33      |   |  |                  |           |
| C8                                      | 1/2" -13 x 3-1/8"   | 07STTC8      |   |  |                  |           |
| C1                                      | 1/2" - 13 x 4"      | 07STTC1      |   |  |                  |           |
| 80                                      | 5/8" - 11 x 1"      | 07STT80      |   |  |                  |           |
| C2                                      | 5/8" - 11 x 4"      | 07STTC2      |   |  |                  |           |
| 87                                      | 3/4" -10 x 1-3/4"   | 07STT87      |   |  |                  |           |
| 84                                      | 3/4" - 10 x 4"      | 07STT84      |   |  |                  |           |
| C3                                      | 3/4" - 10 x 6"      | 07STTC3      |   |  |                  |           |
| M10                                     | M10-1.5 x 1.5"      | 07SSM1015    |   |  |                  |           |
| M3                                      | M12 - 1.75 x 1-3/4" | 07STTM12-134 |   |  |                  |           |
| M6                                      | M16 - 2 x 1-1/2"    | 07STTM16-112 |   |  |                  |           |
| M7                                      | M20 - 2.5 x 1-3/4"  | 07STTM20-134 |   |  |                  |           |
| 70                                      | 1/2"-13 x 2-3/4"    | 07STT70      |   |  |                  |           |
| 71                                      | .720" - .851"       | ADP7134      | Rounded Expandable Adaptor                  |  |                  |           |
| 7B                                      | .920" - .980"       | ADP7992      |   |  |                  |           |
| 72                                      | .852" - .919"       | ADP7278      |   |  |                  |           |
| 73                                      | .935" - 1.029"      | ADP7310      |   |  |                  |           |
| 7A                                      | 1.020" - 1.100"     | ADP7A16      |   |  |                  |           |
| 74                                      | 1.100" - 1.180"     | ADP7418      |   |  |                  |           |
| 75                                      | 1.360" - 1.425"     | ADP7538      |   |  |                  |           |
| 76                                      | 1.426" - 1.589"     | ADP7615      |   |  |                  |           |
| 77                                      | 1.790" - 1.850"     | ADP7717      |   |  |                  |           |
| 78                                      | 1.178" - 1.303"     | ADP7814      |   |  |                  |           |
| R1                                      | .720" - .851"       | ADS7134      | Expandable Adaptor for Squared Tubing       |  |                  |           |
| R2                                      | .852" - .927"       | ADS7278      |   |  |                  |           |
| R3                                      | .928" - 1.029"      | ADS7310      |   |  |                  |           |
| R4                                      | 1.030" - 1.140"     | ADS7418.     |   |  |                  |           |
| R5                                      | 1.360" - 1.425"     | ADS7538      |   |  |                  |           |
| R6                                      | 1.426" - 1.589"     | ADS7615      |   |  |                  |           |
| R7                                      | 1.790" - 1.850"     | ADS7717      |   |  |                  |           |





03/04 SERIES • CAPACITY 500

| Wheel Diameter     | Tread Width | Wheel Type         | Load Capacity  | Bearing Type       | Swivel Part #  | Rigid Part #   | Available Fastening Options<br>(Replace ** with desired fastening Options) |  |  |
|--------------------|-------------|--------------------|----------------|--------------------|----------------|----------------|--|--|--|
| 1-7/16"            | 1-11/16"    | Polyolefin         | 300            | Plain              | 03PO16IB81**YY |                | 06,11,68   |  |  |
| 2"                 | 1-3/4"      | Glass Filled Nylon | 300            | Roller             | 03MA20IB29**YY | 04MA20IB29**YY | 06   |  |  |
|                    |             | Glass Filled Nylon | 300            | Plain              | 03MA20IB81**YY | 04MA20IB81**YY | 06   |  |  |
|                    |             | Glass Filled Nylon | 300            | Roller             | 03MA20IB29**YY |                | 62,67,68   |  |  |
|                    |             | Grayrok™           | 300            | Plain              | 03RK20II81**YY | 04RK20II81**YY | 06   |  |  |
|                    |             | Grayrok™           | 300            | Plain              | 03RK20II81**YY |                | 62,67,68   |  |  |
|                    |             | Polyolefin         | 300            | Plain              | 03PO20IB81**YY | 04PO20IB81**YY | 06   |  |  |
|                    |             | Polyolefin         | 300            | Plain              | 03PO20IB81**YY |                | 59,62,67,68,91   |  |  |
|                    |             | Polyolefin         | 300            | Plain              | 05PO20IB81**YY |                | 06,89  |  |  |
| 2"                 | 1-3/4"      | Glass Filled Nylon | 400            | Roller             | 05MA20IB29**YY |                | 06,89  |  |  |
|                    |             | Glass Filled Nylon | 400            | Plain              | 05MA20IB81**YY |                | 06,89  |  |  |
|                    |             | Polyolefin         | 300            | Plain              | 05PO20IB81**YY |                | 06,89  |  |  |
| 2-1/2"             | 1-3/4"      | Glass Filled Nylon | 400            | Roller             | 03MA25IB08**YY | 04MA25IB08**YY | 06,11,17   |  |  |
|                    |             | Glass Filled Nylon | 400            | Bushing            | 03MA25IB90**YY | 04MA25IB90**YY | 06,11,17   |  |  |
|                    |             | Ironman™           | 400            | Pre. Ball          | 03NX25IB62**YY | 04NX25IB62**YY | 06,11,17   |  |  |
|                    |             | Polyolefin         | 350            | Roller             | 03PO25IB08**YY | 04PO25IB36**YY | 06,11,17   |  |  |
|                    |             |                    | 350            | Bushing            | 03PO25IB82**YY | 04PO25IB82**YY | 06,11,17   |  |  |
|                    |             | Ultraflex™         | 200            | Pre. Ball          | 03UX25IO62**YY | 04UX25IO62**YY | 06,11,17   |  |  |
|                    |             | Glass Filled Nylon | 400            | Roller             | 03MA25IB08**YY |                | 59, 67, 68, 81, ZZ   |  |  |
|                    |             | Glass Filled Nylon | 400            | Bushing            | 03MA25IB90**YY |                | 59, 67, 68, 81, ZZ   |  |  |
|                    |             | Ironman™           | 400            | Pre. Ball          | 03NX25IB62**YY |                | 59, 67, 68, 81, ZZ   |  |  |
|                    |             | Polyolefin         | 350            | Roller             | 03PO25IB08**YY |                | 59, 67, 68, 81, ZZ   |  |  |
|                    |             |                    | 350            | Bushing            | 03PO25IB90**YY |                | 59, 67, 68, 81, ZZ   |  |  |
|                    |             | 3"                 | 1-3/4"         | Glass Filled Nylon | 500            | Roller         | 03MA30IB08**YY   |  | 35, 61, 62, 66, 59, 67, 68, 81, 87, ZZ |
|                    |             |                    |                |                    | 500            | Pre. Ball      | 03MA30IB62**YY   |  | 35, 61, 62, 66, 59, 67, 68, 81, 87, ZZ |
|                    |             |                    |                |                    | 500            | Bushing        | 03MA30IB90**YY   |  | 35, 61, 62, 66, 59, 67, 68, 81, 87, ZZ |
| Phenolic           | 500         |                    |                | Roller             | 03PH30IB08**YY |                | 35, 61, 62, 66, 59, 67, 68, 81, 87, ZZ                                     |  |  |
| Ironman™           | 500         |                    |                | Pre. Ball          | 03NX30IB63**YY |                | 35, 61, 62, 66, 59, 67, 68, 81, 87, ZZ                                     |  |  |
| Polyolefin         | 450         |                    |                | Pre. Ball          | 03PO30IB62**YY |                | 35, 61, 62, 66, 59, 67, 68, 81, 87, ZZ                                     |  |  |
|                    | 450         |                    |                | Roller             | 03PO30IB08**YY |                | 35, 61, 62, 66, 59, 67, 68, 81, 87, ZZ                                     |  |  |
|                    | 450         |                    |                | Bushing            | 03PO30IB90**YY |                | 35, 61, 62, 66, 59, 67, 68, 81, 87, ZZ                                     |  |  |
|                    | 450         |                    |                | Plain              | 03PO30IB82**YY |                | 35, 61, 62, 66, 59, 67, 68, 81, 87, ZZ                                     |  |  |
|                    | 460         |                    |                | Plain              | 03PO30II82**YY |                | 35, 61, 62, 66, 59, 67, 68, 81, 87, ZZ                                     |  |  |
| Polymadic™         | 300         |                    |                | Pre. Ball          | 03PM30IM62**YY |                | 35, 61, 62, 66, 59, 67, 68, 81, 87, ZZ                                     |  |  |
| Ultraflex™         | 250         |                    |                | Pre. Ball          | 03UX30IO62**YY |                | 35, 61, 62, 66, 59, 67, 68, 81, 87, ZZ                                     |  |  |
| Glass Filled Nylon | 500         |                    |                | Roller             | 03MA30IB08**YY | 04MA30IB08**YY | 06, 11, 17   |  |  |
|                    | 500         |                    |                | Pre. Ball          | 03MA30IB62**YY | 04MA30IB62**YY | 06, 11, 17   |  |  |
| Glass Filled Nylon | 500         |                    |                | Bushing            | 03MA30IB90**YY | 04MA30IB90**YY | 06, 11, 17   |  |  |
| Phenolic           | 500         |                    |                | Roller             | 03PH30IB08**YY | 04PH30IB08**YY | 06, 11, 17   |  |  |
| Ironman™           | 500         |                    |                | Pre. Ball          | 03NX30IB63**YY | 04NX30IB63**YY | 06, 11, 17   |  |  |
| Polyolefin         | 450         |                    |                | Pre. Ball          | 03PO30IB62**YY | 04PO30IB62**YY | 06, 11, 17   |  |  |
|                    | 450         |                    |                | Roller             | 03PO30IB08**YY | 04PO30IB08**YY | 06, 11, 17   |  |  |
|                    | 450         |                    |                | Bushing            | 03PO30IB90**YY | 04PO30IB90**YY | 06, 11, 17   |  |  |
|                    | 450         |                    |                | Plain              | 03PO30IB82**YY | 04PO30IB82**YY | 06, 11, 17   |  |  |
|                    | 450         |                    |                | Plain              | 03PO30II82**YY | 04PO30II82**YY | 06, 11, 17   |  |  |
| Ultraflex™         | 250         |                    |                | Pre. Ball          | 03UX30IO62**YY | 04UX30IO62**YY | 06, 11, 17   |  |  |
| Glass Filled Nylon | 500         |                    |                | Roller             | 03MA31IB36**YY | 04MA30IB36**YY | 06, 11, 17   |  |  |
|                    | 500         |                    |                | Pre. Ball          | 03MA31IB62**YY | 04MA30IB62**YY | 06, 11, 17   |  |  |
| Glass Filled Nylon | 500         |                    |                | Bushing            | 03MA31IB90**YY | 04MA30IB90**YY | 06, 11, 17   |  |  |
| Phenolic           | 500         |                    |                | Roller             | 03PH31IB08**YY | 04PH30IB08**YY | 06, 11, 17   |  |  |
| Ironman™           | 500         |                    |                | Pre. Ball          | 03NX31IB63**YY | 04NX30IB63**YY | 06, 11, 17   |  |  |
| Polyolefin         | 450         |                    |                | Pre. Ball          | 03PO31IB62**YY | 04PO30IB62**YY | 06, 11, 17   |  |  |
|                    | 450         |                    |                | Roller             | 03PO31IB36**YY | 04PO30IB36**YY | 06, 11, 17   |  |  |
|                    | 450         |                    |                | Bushing            | 03PO31IB90**YY | 04PO30IB90**YY | 06, 11, 17   |  |  |
|                    | 450         |                    |                | Plain              | 03PO31IB82**YY | 04PO30IB82**YY | 06, 11, 17   |  |  |
|                    | 460         |                    |                | Plain              | 03PO31II82**YY | 04PO30II82**YY | 06, 11, 17   |  |  |
| Polymadic™         | 300         |                    |                | Pre. Ball          | 03PM30IM62**YY | 04PM30IM62**YY | 06, 11, 17   |  |  |
| Ultraflex™         | 250         |                    |                | Pre. Ball          | 03UX31IO62**YY | 04UX30IO62**YY | 06, 11, 17   |  |  |
| Glass Filled Nylon | 500         |                    |                | Roller             | 03MA32IB08**YY | 04MA30IB08**YY | 06, 11   |  |  |
|                    | 500         |                    |                | Pre. Ball          | 03MA32IB62**YY | 04MA30IB62**YY | 06, 11   |  |  |
| Glass Filled Nylon | 500         |                    |                | Bushing            | 03MA32IB90**YY | 04MA30IB90**YY | 06, 11   |  |  |
| Phenolic           | 500         |                    |                | Roller             | 03PH32IB36**YY | 04PH30IB36**YY | 06, 11   |  |  |
| Ironman™           | 500         |                    |                | Pre. Ball          | 03NX32IB63**YY | 04NX30IB63**YY | 06, 11   |  |  |
| Polyolefin         | 450         | Pre. Ball          | 03PO32IB62**YY | 04PO30IB62**YY     | 06, 11         |                |  |  |  |
|                    | 450         | Roller             | 03PO32IB08**YY | 04PO30IB08**YY     | 06, 11         |                |  |  |  |
|                    | 450         | Bushing            | 03PO32IB90**YY | 04PO30IB90**YY     | 06, 11         |                |  |  |  |
|                    | 450         | Plain              | 03PO32IB82**YY | 04PO30IB82**YY     | 06, 11         |                |  |  |  |
|                    | 460         | Plain              | 03PO32II82**YY | 04PO30II82**YY     | 06, 11         |                |  |  |  |
| Ultraflex™         | 250         | Pre. Ball          | 03UX32IO62**YY | 04UX30IO62**YY     | 06, 11         |                |  |  |  |

# 05 Low Profile Casters - Up to 1200lb

- Provide the highest possible weight capacity at the lowest overall height
- NSF Listed and RoHS Compliant
- Double ball bearings raceway
- Zinc Plated or Black Finish
- 1/2" axle

05MA30IB3612XY



05PO3AIB8367TY



05PO30IB8359RY



05 SERIES • CAPACITY 1200

| Thumb Screw Brake (R) | Black Finish (X) | Top Lock Brake (T) |
|-----------------------|------------------|--------------------|
|                       |                  |                    |

## Applications:

- Vending Machines
- Commercial Appliance
- Reach-in Coolers & Freezer Units
- Computer Racks
- Business Machinery
- NFS Listed

| Fastening Options (Replace ** in part number with desired plate or stem code) |                     |                            |                    |
|---|---------------------|----------------------------|--------------------|
| Plate Code  | Overall Size        | Bolt Hole Pattern          | Mounting Bolt Size |
| 12  | 3-1/8" x 4-1/8"     | 2-3/8" x 3-3/8"            | 5/16"              |
| 17  | 4" x 4-1/2"         | 2-5/8" x 3-5/8" to 3" x 3" | 3/8"               |
| Stem Code   | Pattern             | Stem Type                  |                    |
| 67  | 1/2"-13"x1"         | Threaded                   |                    |
| 59  | 1/2" - 13" X 1-3/4" |                            |                    |
| 81  | 5/8" - 11" X 1-3/4" |                            |                    |
| Wheel Dia.  | Wheel Code          | Overall Height             | Swivel Radius      |
| 3"  | 30                  | 4-5/32"                    | 2-3/8"             |
|   | 3A                  | 4-5/16"                    | 2-3/4"             |

\*Reduce Overall Height by 3/16" for stem casters



05 SERIES • CAPACITY 1200

| Wheel Diameter | Tread Width | Wheel Type         | Load Capacity  | Bearing Type   | Swivel Part #  | Rigid Part #   | Available Fastening Options (Replace ** with desired fastening Options) |
|----------------|-------------|--------------------|----------------|----------------|----------------|----------------|---|
| 3"             | 1-13/16"    | Glass Filled Nylon | 1100           | Roller         | 05MA30IB36**YY | 06MA30IB36**YY | 12, 7,59,81   |
|                |             |                    | 1100           | Pre. Ball      | 05MA30IB63**YY | 06MA30IB63**YY |   |
|                |             |                    | 1100           | Plain Bore     | 05MA30IB83**YY | 06MA30IB83**YY |   |
|                |             | Phenolic           | 1000           | Roller         | 05PH30IB36**YY | 06PH30IB36**YY |   |
|                |             | Ironman™           | 1200           | Pre. Ball      | 05NX30IB63**YY | 06NX30IB63**YY |   |
|                |             | Polyolefin         | 500            | Pre. Ball      | 05PO30IB63**YY | 06PO30IB63**YY |   |
|                |             |                    | 500            | Roller         | 05PO30IB36**YY | 06PO30IB36**YY |   |
|                |             |                    | 500            | Plain          | 05PO30IB83**YY | 06PO30IB83**YY |   |
|                |             | Gray Polyolefin    | 500            | Plain          | 05PO30I183**YY | 06PO30I183**YY |   |
| Ultraflex™     | 450         | Pre. Ball          | 05UX30IO62**YY | 06UX30IO62**YY |                |                |   |
| 3"             | 1-13/16"    | Glass Filled Nylon | 1100           | Roller         | 05MA3AIB36**YY | 06MA3AIB36**YY | 17,67   |
|                |             |                    | 1100           | Pre. Ball      | 05MA3AIB63**YY | 06MA3AIB63**YY |   |
|                |             |                    | 1100           | Plain Bore     | 05MA3AIB83**YY | 06MA3AIB83**YY |   |
|                |             | Phenolic           | 1000           | Roller         | 05PH3AIB36**YY | 06PH3AIB36**YY |   |
|                |             | Ironman™           | 1200           | Pre. Ball      | 05NX3AIB63**YY | 06NX3AIB63**YY |   |
|                |             | Polyolefin         | 500            | Pre. Ball      | 05PO3AIB63**YY | 06PO3AIB63**YY |   |
|                |             |                    | 500            | Roller         | 05PO3AIB36**YY | 06PO3AIB36**YY |   |
|                |             |                    | 500            | Plain          | 05PO3AIB83**YY | 06PO3AIB83**YY |   |
|                |             | Gray Polyolefin    | 500            | Plain          | 05PO3AII83**YY | 06PO3AII83**YY |   |
| Ultraflex™     | 450         | Pre. Ball          | 05UX3AIO62**YY | 06UX3AIO62**YY |                |                |   |

Notes

## 5A Low Profile Casters - Up to 1200lb

- Provide the highest possible weight capacity at the lowest overall height
- Zinc Plated or Black Coating Finish
- NSF Listed and RoHS Compliant
- Double ball bearings raceway
- 1/2" Axle


**5AMA3AIB0812YY**

**5AMA30IB0812XY**

**5BMA30IB0812YY**


### Applications:

Vending Machines  
 Commercial Appliance  
 Business Machinery  
 Computer Racks  
 Reach-in Coolers & Freezer Units



| Plate Code | Overall Size    |                | Bolt Hole Pattern | Mounting Bolt Size |
|------------|-----------------|----------------|-------------------|--------------------|
| 12         | 3-1/8" x 4-1/8" |                | 2-3/8" x 3-3/8"   | 5/16"              |
| Wheel Dia. | Caster Type     | Overall Height | Swivel Radius     |                    |
| 3"         | 5A              | 4-3/32"        | 2-3/4"            |                    |
|            | 5B              |                | 2-1/4"            |                    |

| Wheel Diameter | Tread Width | Wheel Type         | Load Capacity | Bearing Type | Swivel Part #  |
|----------------|-------------|--------------------|---------------|--------------|----------------|
| 3"             | 1-13/16"    | Polymadic™         | 350           | Precision    | 5APM30IM6212YY |
|                |             | Glass Filled Nylon | 1100          | Roller       | 5AMA30IB0812YY |
|                |             |                    | 1100          | Precision    | 5AMA30IB6212YY |
|                |             |                    | 1100          | Plain        | 5AMA30IB8312YY |
|                |             | Phenolic           | 1000          | Roller       | 5APH30IB3612YY |
|                |             | Ironman™           | 1200          | Precision    | 5ANX30IB6212YY |
|                |             | Polyolefin         | 500           | Precision    | 5APO30IB6212YY |
|                |             |                    | 500           | Roller       | 5APO30IB0812YY |
|                |             |                    | 500           | Plain        | 5APO30IB8312YY |
|                |             |                    | 500           | Plain        | 5APO30I8312YY  |

## LB Low Profile Shock Absorbing - Up to 500lb

- Shore A 85 Ergonomic Polyurethane wheel provides a cushioned ride with minimal force to operate
- Double ball bearings raceway
- Zinc Plated
- 1/2" axle

**LBUX30IO6312YY**


### Applications:

Shock sensitive machinery

| Fastening Options (Replace ** in part number with desired plate or stem code) |             |                 |               |                |                   |               |                                      |                            |
|---|-------------|-----------------|---------------|----------------|-------------------|---------------|--------------------------------------|----------------------------|
| Plate Code  |             | Overall Size    |               |                | Bolt Hole Pattern |               | Mounting Bolt Size                   |                            |
| 12  |             | 3-1/8" x 4-1/8" |               |                | 2-3/8" x 2-3/8"   |               | 5/16"                                |                            |
| Wheel Dia.  | Wheel Width | Wheel Type      | Load Capacity | Part #         | Overall Height    | Swivel Radius | Maximum Load to full compression(lb) | Height at full Compression |
| 3"  | 1-7/8"      | Ultraflex       | 500           | LBUX30IO6312YY | 4-23/32"          | 2-3/8"        | 125                                  | 4-7/16"                    |



# 5H Low Profile Casters - Up to 1760lb

- Provide the highest weight capacity at the lowest overall height
- NSF Listed and RoHS Compliant
- Hardened Dual Raceway
- 1/2" grade 8 bolt
- Zinc Plated

5HNX25JB0917YY

5HNX25JB0912YY



### Applications:

Conveyer Stands  
Computer Cabinets

Any equipment where low height is critical while requiring heavy load rating

| Plate Code | Overall Size    | Bolt Hole Pattern  |               | Mounting Bolt Size |                |                |                |               |
|------------|-----------------|--------------------|---------------|--------------------|----------------|----------------|----------------|---------------|
| 7X         | 4" x 4-1/2"     | 2-13/16" x 3-5/16" |               | 3/8"               |                |                |                |               |
| 12         | 3-1/8" x 4-1/8" | 2-3/8" x 3-3/8"    |               | 5/16"              |                |                |                |               |
| Wheel Dia. | Tread Width     | Wheel Type         | Load Capacity | Bearing Type       | Swivel Part #  | Rigid Part #   | Overall Height | Swivel Radius |
| 2.5"       | 2"              | Ironman™           | 1760          | Caged Roller       | 5HNX25JB097XY  | 6HNX25JB097XY  | 3-11/16"       | 1-3/4"        |
|            |                 |                    | 1200          |                    | 5HNX25JB0912YY | 6HNX25JB0912YY | 3-5/8"         | 2-1/4"        |

# LV SERIES

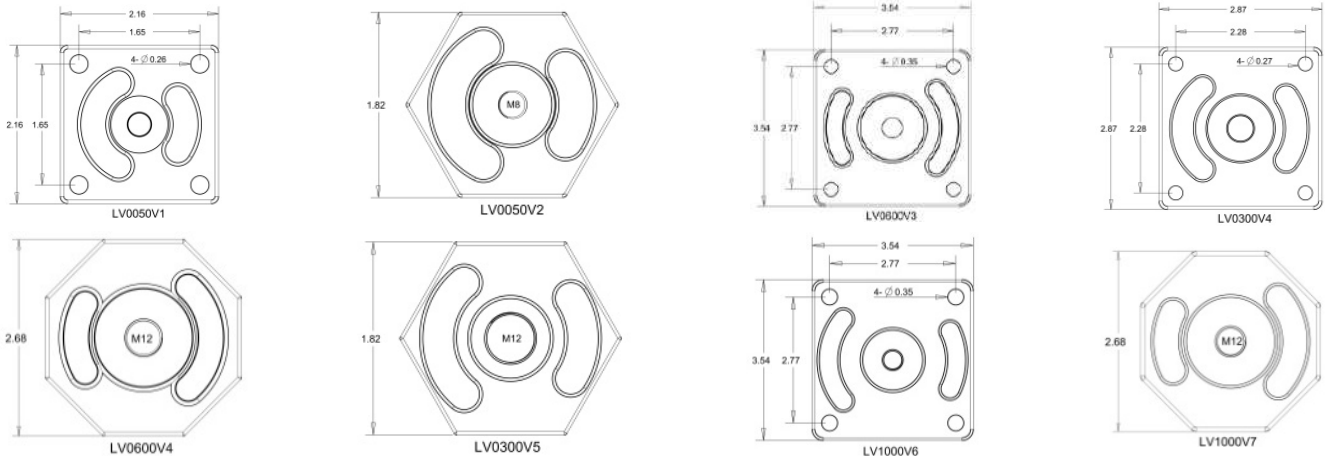
- AC Rubber leveling cushion pad for constant pressure and temperature change
- Rear accessible thumb wheel to adjust the leveling pad
- Aluminum Die-Cast rig, Powder coating finish
- NSF Listed and RoHS Compliant
- Forged Steel Plate, Zinc Plated
- Double Ball Bearings Raceways
- High quality Nylon wheel

### Applications:

Telecom/Broadcasting Console  
LAB/Research Equipment  
Medical Equipment  
Office Business Equipment  
Electronic Equipment  
Food/Retail Equipment  
Conveyer Stands  
Work Stations  
Assembly Machinery



Top plate diagram of ALL 8 sizes, dimension, bolt hole patterns including info of plate and mounting bolt diameter



| Wheel Dia.  | Tread Width | Wheel Type | Swivel Caster # | Static Load Capacity | Overall Height | Adjustment Range | Fastening Specification             | Attaching Bolts Size |
|-------------|-------------|------------|-----------------|----------------------|----------------|------------------|-------------------------------------|----------------------|
| 42mm(1.65") | 18mm(0.71") | Nylon      | LV0050V1        | 110                  | 2.8"           | +0.47"           | Plate 2.16" SQ. Hole Space 1.65" SQ | 1/4"                 |
|             |             |            | LV0050V2        |                      |                |                  | Threaded Hollow Kingpin             | M8-1.25              |
| 50mm(1.97") | 22mm(0.87") |            | LV0300V4        | 600                  | 3.23"          | +0.47"           | Plate 2.87" SQ. Hole space 2.8" SQ  | 1/4"                 |
|             |             |            | LV0300V5        |                      |                |                  | Threaded Hollow Kingpin             | M12-1.75             |
| 62mm(2.44") | 29mm(1.14") |            | LV0600V3        | 1300                 | 4.02"          | +0.59"           | Plate 3.54" SQ Hole space 2.77" SQ  | 5/16"                |
|             |             |            | LV0600V4        |                      |                |                  | Threaded Hollow Kingpin             | M12-1.75             |
| 72mm(2.83") | 31mm(1.22") |            | LV1000V6        | 2200                 | 4.72"          | +0.79"           | Plate 3.54" SQ. Hole Space 2.77" SQ | 5/16"                |
|             |             |            | LV1000V7        |                      |                |                  | Threaded Hollow Kingpin             | M12-1.75             |

# Casters with Adjustable Leveling Foot

- Excellent for moving around heavy equipment when low profile is a main concern
- Broad range of adjustable height with simple choice of the leveling foot
- Easily raise the height by hand or wrench
- NSF Listed and RoHS Compliant



| Part No. | Mounting Bolt | Wheel Dia. | Width | Wheel Material | Overall height | Top Plate   | Swivel Radius | Leveling foot | Load Capacity |         |
|----------|---------------|------------|-------|----------------|----------------|-------------|---------------|---------------|---------------|---------|
|          |               |            |       |                |                |             |               |               | Static        | Dynamic |
| SLC200F  | M8            | 50mm       | 26mm  | Ironman™       | 72.5mm(2.86")  | 73mm x 73mm | 73mm(2.88")   | 3/8"-16       | 660           | 800     |
| SLC700F  | M8            | 72mm       | 31mm  | Ironman™       | 100mm(4")      | 95mm x 95mm | 100mm(3.94")  | 5/8"-11       | 1500          | 2200    |
| ACM60AF  | M8            | 75mm       | 35mm  | Ironman™       | 108mm(4.25")   | 90mm x 90mm | 102mm(4.02")  | 5/8"-11       | 1760          | 2200    |


## Leveling Foot



| Part No.   | Thread   | Total Length | Dia. of Bottom | Load Capacity |
|------------|----------|--------------|----------------|---------------|
| LFI3816002 | 3/8"     | 2"           | 32mm(1.26")    | 220           |
| LFM1213566 | 1/2"-13" | 2-1/4"       | 49mm(1.91")    | 800           |
| LFI3410040 | 3/4"-10" | 4"           | 45mm(1.77")    | 2000          |
| LFI5811020 | 5/8"-11" | 4-1/2"       | 45mm(1.77")    | 1760          |

## 5U Low Profile Casters - Up to 1760lb

- Forged 1045 Steel Top Plate, Die casted Aluminum body frame for maximum strength and light weight
- Excellent for moving around heavy equipment when low profile is a main concern
- Provide the high weight capacity at the lowest overall height
- NSF Listed and RoHS Compliant
- Variety of wheel options



**Applications:**  
 Conveyer Stands  
 Computer Cabinets

| Wheel Diameter | Tread Width                                     | Wheel Type    | Swivel Casters # | Load Capacity | Overall Height | Swivel Radius |
|----------------|---|---------------|------------------|---------------|----------------|---------------|
| 60mm(2.36")    | 50mm(1.97")<br>24mm x 2 (Dual wheel 0.95" x 2") | PU Shore D 65 | 5UPU60MM         | 600           | 92mm(3.625")   | 2-1/4"        |
|                |   | Ironman       | 5UNX60MM         | 1800          |                |               |
|                |   |               | 5UNX24MM         |               |                |               |



# FH - CHARIOT™ - Up to 175lb

- Multiple finishes available: Bright Chrome, Satin Chrome and Black Chrome
- Metal dust shield over wheel bearings and rubber shield over raceway
- Fully heat-treated dual ball bearings raceway to enhance durability
- Precision ball bearings in wheels for best rolling performance
- Hollow kingpin available for a variety of fastening options
- Non-Marking neoprene rubber wheel
- NSF Listed and RoHS Compliant



**Applications:**

- Laboratory Equipment
- IV Stands
- Medical Equipment
- Mobile Computer Stands
- Office Chairs

| Plate Code | Overall Size    | Bolt Hole Pattern           | Mounting Bolt Size |
|------------|-----------------|-----------------------------|--------------------|
| H2(for 2") | 1-1/4" x 2-3/8" | 13/16" x 1-7/8"             | 3/16"              |
| H3(for 3") | 1-1/4" x 2-3/8" | 1-13/16" x 1-1/4" to 1-7/8" | 3/16"              |

| Stem Code | Size            | Stem Type |
|-----------|-----------------|-----------|
| ZZ        | 3/8" Hole       | Hollow    |
| 53        | 7/16" x 7/8"    | Grip Ring |
| 9C        | 7/16" x 1-7/16" |           |
| 49        | 7/16" x 1-3/4"  |           |
| 31        | 5/16"-18x1"     |           |
| 60        | 3/8"-16x3/4"    | Threaded  |
| 62        | 3/8"-16x1-1/2"  |           |
| 68        | 1/2"-13x1-1/2"  |           |

| Wheel Diameter | Tread Width | Wheel Type      | Load Capacity | Wheel Color   | Frame Finish  | Part Number<br>(replace ** for desired fastening option) |                   | Overall Height | Swivel Radius | Fastening Options    |
|----------------|-------------|-----------------|---------------|---------------|---------------|--|-------------------|----------------|---------------|----------------------|
|                |             |                 |               |               |               | Swivel   | Swivel with Brake |                |               |                      |
| 2"             | 1"          | Neoprene Rubber | 125           | Black         | Black         | FH20BRB49**  | FH20BRB49**T      | 2-5/8"         | 2"            | H2,53,9C,31,60,62,68 |
|                |             |                 |               | Gray          |               | FH20GRB49**  | FH20GRB49**T      |                |               | H2,53,9C,31,60,62,68 |
|                |             | Neoprene Rubber |               | Bright Chrome | Black         | FH20BRC49**  | FH20BRC49**T      |                |               | H2,53,9C,31,60,62,68 |
|                |             |                 |               |               | Gray          | FH20GRC49**  | FH20GRC49**T      |                |               | H2,53,9C,31,60,62,68 |
|                |             | Crystallic™     | Clear         | 80            | Bright Chrome | FH20CLC49**  | FH20CLC49**T      |                |               | H2,53,9C,31,60,62,68 |
|                |             |                 |               |               | Black         | FH20CLB49**  | FH20CLB49**T      |                |               | H2,53,9C,31,60,62,68 |
|                |             | Polyurethane    | Black         | 125           | Black         | FH20BPB49**  | FH20BPB49**T      |                |               | H2,53,9C,31,60,62,68 |
|                |             |                 |               |               | Bright Chrome | FH20BPC49**  | FH20BPC49**T      |                |               | H2,53,9C,31,60,62,68 |
| 3"             | 1"          | Neoprene Rubber | 175           | Black         | Black         | FH30BRB60**  | FH30BRB60**T      | 3-7/8"         | 2-7/8"        | H3,53,9C,31,60,62,68 |
|                |             |                 |               | Gray          |               | FH30GRB60**  | FH30GRB60**T      |                |               | H3,53,9C,31,60,62,68 |
|                |             | Neoprene Rubber |               | Bright Chrome | Black         | FH30BRC60**  | FH30BRC60**T      |                |               | H3,53,9C,31,60,62,68 |
|                |             |                 |               |               | Gray          | FH30GRC60**  | FH30GRC60**T      |                |               | H3,53,9C,31,60,62,68 |
|                |             | Crystallic™     | Clear         | 120           | Bright Chrome | FH30CLC60**  | FH30CLC60**T      |                |               | H3,53,9C,31,60,62,68 |
|                |             |                 |               |               | Black         | FH30CLB60**  | FH30CLB60**T      |                |               | H3,53,9C,31,60,62,68 |
|                |             | Polyurethane    | Black         | 175           | Black         | FH30BPB60**  | FH30BPB60**T      |                |               | H3,53,9C,31,60,62,68 |
|                |             |                 |               |               | Bright Chrome | FH30BPC60**  | FH30BPC60**T      |                |               | H3,53,9C,31,60,62,68 |

# A9 - LOW PROFILE SWIVEL and TOTAL LOCK CASTER - UP TO 230lb

- Dual Polyurethane or Thermoplastic Rubber wheels with precision bearings for easy rolling
- Dual Raceway Structure for durability and mobility
- Various fastening options are available
- NSF Listed and RoHS Compliant

A9TP30AI6QP2YY



ATTP30AI6QP2YY



A9 SERIES • CAPACITY 230

| Plate Code                | Overall Size       |                | Bolt Hole Pattern                  |                      | Mounting Bolt Size  |
|---------------------------|--------------------|----------------|------------------------------------|----------------------|---------------------|
| P2                        | 2-3/8" x 2-3/8"    |                | 1-1/2" x 1-1/2" to 1-7/8" x 1-7/8" |                      | 6mm                 |
| Permanently Attached Stem | Size               | Stem Type      | Stem Code                          | Size                 | Modular Stem Part # |
| 6A                        | 3/8"-16 x 7/8"     | Threaded       | 91                                 | 7/16" x 1-3/8"       | 07STG91             |
| 61                        | 3/8"-16 x 1"       |                | 92                                 | 5/8" x 2-3/16"       | 07STG92             |
| 67                        | 1/2"-13 x 1"       |                | 93                                 | 13/16" x 2-3/16"     | 07STG93             |
| 53                        | 7/16" x 7/8"       | Grip Ring      | 95                                 | 0.846" x 2-3/16"     | 07STG95             |
| 91                        | 7/16" x 1-3/8"     |                | 48                                 | 0.865" x 2-1/2"      | 07STG48             |
| ZZ                        | 1/2" for 3" Caster | Hollow Kingpin | 41                                 | 0.875" x 2-1/4"      | 07STO41             |
|                           | 3/8" for 2" Caster |                | 85                                 | 1" x 2-3/16"         | 07STG85             |
|                           |                    |                | 82                                 | 1-1/8" x 2-3/16"     | 07STG82             |
|                           |                    |                | 22                                 | 1-1/4" x 2-3/16"     | 07STG22             |
|                           |                    |                | 23                                 | 1-3/8" x 2-3/16"     | 07STG23             |
|                           |                    |                | 51                                 | 3/4" oct x 2"        | 07STS51             |
|                           |                    |                | 43                                 | 9/16" x 2-15/16"     | 07STS43             |
|                           |                    |                | 55                                 | 7/8" sq x 2"         | 07STS55             |
|                           |                    |                | 79                                 | 7/16" - 14 x 2-1/4"  | 07STT79             |
|                           |                    |                | 33                                 | 7/16" -14 x 1.5"     | 07STT33             |
|                           |                    |                | C8                                 | 1/2" -13 x 3.13"     | 07STTC8             |
|                           |                    |                | C1                                 | 1/2" - 13 x 4"       | 07STTC1             |
|                           |                    |                | 80                                 | 5/8" - 11 x 1"       | 07STT80             |
|                           |                    |                | C2                                 | 5/8" - 11 x 4"       | 07STTC2             |
|                           |                    |                | 87                                 | 3/4" -10 x 1-3/4"    | 07STT87             |
|                           |                    |                | 84                                 | 3/4" - 10 x 4"       | 07STT84             |
|                           |                    |                | C3                                 | 3/4" - 10 x 6"       | 07STTC3             |
|                           |                    |                | M3                                 | M12 - 1.75" x 1-3/4" | 07STM12-134         |
|                           |                    |                | M6                                 | M16 - 2" x 1.5"      | 07STM16-112         |
|                           |                    |                | M7                                 | M20 - 2.5" x 1-3/4"  | 07STM20-134         |

| Wheel Diameter | Tread Width | Wheel Types | Load Capacity  | Bearing Type | Replace ** with desired fastening options |                      |                     | OAH | Swivel Radius |
|----------------|-------------|-------------|----------------|--------------|---|----------------------|---------------------|-----|---------------|
|                |             |             |                |              | Sealed Precision Bearing                  | Swivel Caster Part # | Total Lock Caster # |     |               |
| 2"             | 3/4" x 2"   | Poly-Pro™   | 200            | 6Q           | A9PP20AI6Q**YY                            | ATPP20AI6Q**YY       | ARPP20AI6QP2YY      | 3"  | 2-3/8"        |
|                |             | Thermo-Pro™ |                |              | A9TP20AI6Q**YY                            | ATTP20AI6Q**YY       | ARTP20AI6QP2YY      |     |               |
| 3"             | 3/4" x 2"   | Poly-Pro™   | A9PP30AI6Q**YY |              | ATPP30AI6Q**YY                            | ARPP30AI6QP2YY       | 4-1/16"             | 3"  |               |
|                |             | Thermo-Pro™ | A9TP30AI6Q**YY |              | ATTP30AI6Q**YY                            | ARTP30AI6QP2YY       |                     |     |               |

\*Reduce Overall height by 1/8" for stem casters





# 11/12 General Duty Series - 500LB

- Deeply embossed single ball raceways for heavy load rating
- Standard Zinc Plated finish
- NSF Listed and RoHS Compliant

11PU40HG0318YY



11RK30GI8212SY



11PP25DW8107YY



12SI30GI8204YY



12HR40HB8215YY



## Side Brake(S)



| Wheel Diameter | Caster type | Plate Code | Overall Size      | Bolt Hole Pattern | Mounting Bolt Size | Axle Size |
|----------------|-------------|------------|-------------------|-------------------|--------------------|-----------|
| 2"             | Swivel      | 02         | 1-7/8" x 2-9/16"  | 15/16" x 2-1/8"   | 1/4"               | 1/4"      |
|                | Rigid       | 00         | 1-1/2" x 2-21/32" | 15/16" x 2-1/8"   |                    |           |
| 2-1/2"         | Swivel      | 07         | 2-5/8" x 3-11/16" | 1-3/4" x 3"       | 5/16"              | 5/16"     |
|                | Rigid       | 03         | 2-1/4" x 4-7/16"  | 1-1/16" x 3-1/2"  |                    |           |
| 3"             | Swivel      | 12         | 3-1/8" x 4-1/8"   | 2-3/8" x 3-3/8"   | 5/16"              | 3/8"      |
|                | Rigid       | 12         | 3-1/8" x 4-1/2"   | 2-3/8" x 3-3/8"   |                    |           |
|                |             | 04         | 2-1/4" x 5-1/8"   | 1-3/16" x 4"      |                    |           |
| 4"             | Swivel      | 18         | 4" x 5"           | 3" x 4"           | 3/8"               |           |
|                | Rigid       | 15         | 3-1/4" x 6-1/4"   | 1-3/4" x 5"       |                    |           |

|                       |            |            |            |                     |            |            |            |            |            |            |            |            |
|-----------------------|------------|------------|------------|---------------------|------------|------------|------------|------------|------------|------------|------------|------------|
| <b>CN</b>             | <b>CT</b>  | <b>EL</b>  | <b>ET</b>  | <b>GN</b>           | <b>HP</b>  | <b>HR</b>  | <b>HT</b>  |            |            |            |            |            |
| <b>MA</b>             | <b>NM</b>  | <b>NY</b>  | <b>PA</b>  | <b>PH</b>           | <b>PM</b>  | <b>PO</b>  | <b>HR</b>  |            |            |            |            |            |
| <b>RA</b>             | <b>RK</b>  | <b>SF</b>  | <b>SI</b>  | <b>SS</b>           | <b>SU</b>  | <b>SR</b>  | <b>VG</b>  |            |            |            |            |            |
| <b>TP-Thermo-Pro™</b> |            |            |            | <b>PP-Poly-Pro™</b> |            |            |            |            |            |            |            |            |
| <b>C44</b>            | <b>I44</b> | <b>T83</b> | <b>Y83</b> | <b>K42</b>          | <b>P42</b> | <b>W42</b> | <b>A44</b> | <b>D44</b> | <b>I44</b> | <b>S44</b> | <b>P47</b> | <b>B82</b> |
|                       |            |            |            |                     |            |            |            |            |            |            |            |            |



11/12 SERIES • CAPACITY 500

| Wheel Dia.               | Tread Width | Wheel Type        | Load Capacity  | Bearing Type      | Swivel Part #  | Rigid Part #   | +Color         | Overall Height | Swivel Radius  |                |                |
|--------------------------|-------------|-------------------|----------------|-------------------|----------------|----------------|----------------|----------------|----------------|----------------|----------------|
| 2"                       | 15/16"      | YOKE and AXLE/NUT |                |                   |                | 11ZZ20CZ8002YY | 12ZZ20CZ8000YY |                | 2-7/16"        | 1-3/4"         |                |
|                          |             | Hard Rubber       | 125            | Plain             | 11HR20CB8002YY | 12HR20CB8000YY |                |                |                |                |                |
|                          |             | Polyolefin        | 125            | Plain             | 11PO20CB8002YY | 12PO20CB8000YY |                |                |                |                |                |
|                          |             | H.D. Polyolefin   | 125            | Plain             | 11HP20CB8002YY | 12HP20CB8000YY |                |                |                |                |                |
|                          |             | Poly-Pro™         | 75             | Plain             | 11PP20BT8002YY | 12PP20BT8000YY |                |                |                |                |                |
|                          |             | Poly-Pro™         | 125            | Plain             | 11PP20D*8002YY | 12PP20D*8002YY | RED, BLACK     |                |                |                |                |
|                          |             | Thermo-Pro™       | 75             | Plain             | 11TP20BT8002YY | 12TP20BT8002YY |                |                |                |                |                |
|                          |             | Sintered Iron     | 150            | Plain             | 11SI20CS8002YY | 12SI20CS8000YY |                |                |                |                |                |
|                          |             | Semi-Steel        | 150            | Plain             | 11SS20CS8002YY | 12SS20CS8000YY |                |                |                |                |                |
| Soft Rubber              | 100         | Plain             |                | 11SR20AI8002YY    | 12SR20AI8000YY | GRAY           |                |                |                |                |                |
|                          |             |                   |                | 11SR20CB8002YY    | 12SR20CB8000YY | BLACK          |                |                |                |                |                |
| 2-1/2"                   | 1-1/16"     | YOKE and AXLE/NUT |                |                   |                | 11ZZ25CZ8107YY | 12ZZ25CZ8103YY |                | 3-1/4"         | 2-1/4"         |                |
|                          |             | Hard Rubber       | 175            | Plain             | 11HR25CB8107YY | 12HR25CB8103YY |                |                |                |                |                |
|                          |             | Polyolefin        | 175            | Plain             | 11PO25CB8107YY | 12PO25CB8103YY |                |                |                |                |                |
|                          |             | Poly-Pro™         | 150            | Precision         | 11PP25DM4107YY | 12PP25DM4103YY |                |                |                |                |                |
|                          |             | Poly-Pro™         | 150            | Plain             | 11PP25D*8002YY | 12PP25D*8002YY | RED, BLACK     |                |                |                |                |
|                          |             | Sintered Iron     | 200            | Plain             | 11SI25DS8107YY | 12SI25DS8103YY |                |                |                |                |                |
|                          |             | Semi-Steel        | 200            | Plain             | 11SS25CS8107YY | 12SS25CS8103YY |                |                |                |                |                |
|                          |             | Soft Rubber       | 150            | Plain             | 11SR25CB8107YY | 12SR25CB8103YY |                |                |                |                |                |
|                          |             | 3"                | 1-1/4"         | YOKE and AXLE/NUT |                |                |                | 11ZZ30GZ8212YY |                |                | 12ZZ30GZ82**YY |
| Super-Soft™              | 105         |                   |                | Ball              | 11SF30GI4312YY | 12SF30GI43**YY |                |                |                |                |                |
| Soft Rubber              | 175         |                   |                | Plain             | 11SR30GB8212YY | 12SR30B82**YY  |                |                |                |                |                |
| Soft Rubber              | 200         |                   |                | Ball              | 11SR30GB4212YY | 12SR30GB421**Y |                |                |                |                |                |
| Nomadic™                 | 200         |                   |                | Annular           | 11NM30GI4312YY | 12NM30GI43**YY |                |                |                |                |                |
| Thermo-Pro™              | 200         |                   |                | Precision         |                | 11TP30GI4412YY | 12TP30GI44**YY |                |                |                |                |
|                          |             |                   |                |                   |                | 11TP30G*4712YY | 12TP30G*47**YY | T, Y           |                |                |                |
|                          |             |                   |                |                   |                | 11TP30G*9012YY | 12TP30G*90**YY | T, Y           |                |                |                |
| Poly-Pro™                | 210         |                   |                | Precision         |                | Ball           | 11PP30G*4212YY | 12PP30G*42**YY | K, W           |                |                |
|                          |             |                   |                |                   |                | 11PP30G*4412YY | 12PP30G*44**YY | A, D, I, S     |                |                |                |
|                          |             |                   |                |                   |                | 11PP30G*4712YY | 12PP30G*47**YY | T, Y           |                |                |                |
|                          |             |                   |                |                   |                | Delrin         | 11PP30G*5512YY | 12PP30G*55**YY | K, W           |                |                |
|                          |             |                   |                |                   |                | Sleeve         | 11PP30G*9012YY | 12PP30G*90**YY | T, Y           |                |                |
|                          |             |                   |                |                   |                | Polymadic™     | 210            | Annular        | 11PM30GM4312YY | 12PM30GM43**YY |                |
| Elite™                   | 300         |                   |                | Ball              | 11ET30GL4212YY | 12ET30GL42**YY |                |                |                |                |                |
| DuraLastomer™            |             |                   |                | Sleeve            | 11SU30GL9012YY | 12SU30GL90**YY |                |                |                |                |                |
| Polyon AL™               |             |                   |                | Annular           | 11PA30GL4312YY | 12PA30GL43**YY |                |                |                |                |                |
| Hard Rubber              |             |                   |                | Ball              | 11HR30GB4212YY | 12HR30GB42**YY |                |                |                |                |                |
|                          |             |                   |                | Plain             | 11HR30GB8212YY | 12HR30GB82**YY |                |                |                |                |                |
| Grayrok™                 |             |                   |                | Plain             | 11RK30GI8212YY | 12RK30GI8212YY |                |                |                |                |                |
| Polyolefin               |             |                   |                | Plain             | 11PO30G*8212YY | 12PO30G*82**YY | B, Z           |                |                |                |                |
|                          |             |                   |                | Sleeve            | 11PO30G*9012YY | 12PO30G*90**YY | J, Z           |                |                |                |                |
| H.D. Polyolefin          |             |                   |                | Plain             | 11HP30G*8212YY | 12HP30GE82**YY | B, E           |                |                |                |                |
| Nylon                    |             |                   |                | Plain             | 11NY30GE9012YY | 12NY30GE90**YY |                |                |                |                |                |
|                          | Precision   |                   |                | 11NY30GE4712YY    | 12NY30GE47**YY |                |                |                |                |                |                |
| Semi-Steel               | Plain       |                   |                | 11SS30GS8212YY    | 12SS30GS82**YY |                |                |                |                |                |                |
|                          | Sleeve      |                   |                | 11SS30GS9012YY    | 12SS30GS90**YY |                |                |                |                |                |                |
| Sintered Iron            | Plain       |                   |                | 11SI30GS8212YY    | 12SI30GS82**YY |                |                |                |                |                |                |
| V-Groove                 | Plain       |                   |                | 11VG30GT8212YY    | 12VG30GT82**YY |                |                |                |                |                |                |
|                          | Sleeve      |                   |                | 11VG30GT9012YY    | 12VG30GT90**YY |                |                |                |                |                |                |
| Phenolic                 | 300         |                   |                | Top Head          | 11PH30GB9912YY | 12PH30GB99**YY |                |                |                |                |                |
| Maxrok™                  |             |                   |                | Sleeve            | 11MA30GB9012YY | 12MA30GB90**YY |                |                |                |                |                |
| Brimstone™               | 300         |                   |                | Top Head          | 11GN30GQ9012YY | 12GN30GQ99**YY |                |                |                |                |                |
| High-Temp Phenolic       | 200         | Top Head          | 11HT30GQ9012YY | 12HT30GQ99**YY    |                |                |                |                |                |                |                |
| Conductive Solid Rubber  | 300         | Ball              | 11CT30GB4212YY | 12CT30GB42**YY    |                |                |                |                |                |                |                |
| Conductive Thermo Rubber | 200         | Precision         | 11CN30GI4412YY | 12CN30GH44**YY    |                |                |                |                |                |                |                |
| 1-1/2"                   | Phenolic    | 300               | Roller         | 11PH30HB0312YZ    | 12PH30GB0312YZ |                |                |                |                |                |                |
| 4"                       | 1-1/2"      | YOKE and AXLE/NUT |                |                   |                | 11ZZ40HZ8218YY | 12ZZ40HZ8215YY |                | 5"             | 3-1/4"         |                |
|                          |             | Soft Rubber       | 240            | Plain             | 11SR40HB8218YY | 12SR40HB8215YY |                |                |                |                |                |
|                          |             | Thermo-Pro™       | 325            | Roller            | 11TP40HI0318YZ | 12TP40HI0315YZ |                |                |                |                |                |
|                          |             | Poly-Pro™         | 400            | Roller            | 11PP40H*0318YZ | 12PP40H*0318YZ | D, K, U        |                |                |                |                |
|                          |             | Polyon™           | 500            | Roller            | 11PU40H*0318YZ | 12PU40H*0315YZ | G, V           |                |                |                |                |
|                          |             | Polyon AL™        | 500            | Roller            | 11PA40H*0318YZ | 12PA40H*0315YZ | N, R           |                |                |                |                |
|                          |             | Hard Rubber       | 400            | Plain             | 11HR40HB8218YY | 12HR40HB8215YY |                |                |                |                |                |
|                          |             |                   | Grayrok™       | 400               | Plain          | 11RK40HI8218YY | 12RK40HI8215YY |                |                |                |                |
|                          |             | Polyolefin        | 400            | Roller            | 11PO40HB0318YZ | 12PO40HB0315YZ |                |                |                |                |                |
|                          |             |                   | Sleeve         | 11PH40HB9018YY    | 12PH40HB9915YY |                |                |                |                |                |                |
|                          |             | Phenolic          | 500            | Roller            | 11PH40HB0318YZ | 12PH40HB0315YZ |                |                |                |                |                |
|                          |             |                   | Sleeve         | 11SS40HS9018YY    | 12SS40HS9015YY |                |                |                |                |                |                |
|                          |             | Semi-Steel        | 500            | Roller            | 11SS40HS0318YZ | 12SS40HS0315YZ |                |                |                |                |                |
|                          |             |                   | Plain          | 11SI40HS8218YY    | 12HS40HS8215YY |                |                |                |                |                |                |

\*\* Available plates #04 and #12



# 8A Light Duty Casters - 200LB

- Bright Zinc Plated as standard. Black Electrocoat, Nickel and Yellow Zinc are available
- Dual-raceway hardened for improved swiveling action and durability
- Variety of fastenings
- 5/16" axle
- NSF Listed



8ACL30DR41P2YY



8APP30BL81P2YY



8ATP30GI4431YY

| Plate Code | Overall Size      | Bolt Hole Pattern             |           | Mounting Bolt Size |           |
|------------|-------------------|-------------------------------|-----------|--------------------|-----------|
| 01         | 1-1/4" x 2-1/16"  | 13/16" x 1-9/16"              |           | 3/16"              |           |
| S8         | 1-3/4" x 3"       | 1" x 2-1/8" to 2-5/16"        |           | 1/4"               |           |
| 06         | 2-3/8" x 3-5/8"   | 1-3/4" x 2-7/8" slotted to 3" |           | 5/16"              |           |
| Stem Code  | Size              | Stem Type                     | Stem Code | Size               | Stem Type |
| 32         | 5/16"-18 x 3/4"   | Threaded                      | 53        | 7/16" x 7/8"       | Grip Ring |
| 31         | 5/16"-18 x 1"     |                               | 54        | 3/8" x 1"          |           |
| 34         | 5/16"-18 x 1-1/2" |                               | 90        | 7/16" x 1-3/16"    |           |
| 60         | 3/8"-16 x 3/4"    |                               | 91        | 7/16" x 1-3/8"     |           |
| 61         | 3/8"-16 x 1"      |                               |           |                    |           |
| 62         | 3/8"-16 x 1-1/2"  |                               |           |                    |           |
| 68         | 1/2"-13 x 1-1/2"  |                               |           |                    |           |

| Wheel Diameter | Tread Width | Wheel Type         | Load Capacity  | Bearing Type   | Replace ** with desired fastening options |                | Overall Height | Swivel Radius |          |
|----------------|-------------|--------------------|----------------|----------------|---|----------------|----------------|---------------|----------|
|                |             |                    |                |                | Swivel Part #                             | Swivel w/Brake |                |               |          |
| 2"             | 7/8"        | Yoke and axle/nut  |                |                |   | 8AZZ20AZ80**YY | 8AZZ20AZ80**SY | 2-5/8"        | 1-15/16" |
|                |             | Hard Rubber        | 125            | Plain          | 8AHR20BB80**YY                            | 8AHR20BB80**SY |                |               |          |
|                |             | Polyolefin         | 125            | Plain          | 8APO20AB80**YY                            | 8APO20AB80**SY |                |               |          |
|                |             | Poly-Pro™          | 120            | Plain          | 8APP20AH80**YY                            | 8APP20AH80**SY |                |               |          |
|                |             |                    | 150            | Precision      | 8APP20DH41**YY                            | 8APP20DH41**SY |                |               |          |
|                |             | Soft Rubber        | 125            | Plain          | 8ASR20BB80**YY                            | 8ASR20BB80**SY |                |               |          |
|                |             | Gray Soft Rubber   |                | Plain          | 8ASR20BI80**YY                            | 8ASR20BI80**SY |                |               |          |
|                |             | Thermo-Pro™        |                | Plain          | 8ATP20DH80**YY                            | 8ATP20DH80**SY |                |               |          |
|                |             | Crystalic™         | 80             | Precision      | 8ACL20DS41**YY                            | 8ACL20DS41**SY |                |               |          |
| Sintered Iron  | 180         | Plain              | 8ASI20CS80**YY | 8ASI20CS80**SY |   |                |                |               |          |
| 3"             | 1"          | Yoke and axle/nut  |                |                |   | 8AZZ30DZ81**YY | 8AZZ30DZ81**SY | 3-1/2"        | 2-1/2"   |
|                |             | Hard Rubber        | 150            | Plain          | 8AHR30DB81**YY                            | 8AHR30DB81**SY |                |               |          |
|                |             | Polyolefin         | 150            | Plain          | 8APO30DB81**YY                            | 8APO30DB81**SY |                |               |          |
|                |             | Poly-Pro™          | 200            | Plain          | 8APP30DH81**YY                            | 8APP30DH81**SY |                |               |          |
|                |             |                    |                | Precision      | 8APP30DT81**YY                            | 8APP30DT81**SY |                |               |          |
|                |             |                    | 200            | Precision      | 8APP30DS41**YY                            | 8APP30DS41**SY |                |               |          |
|                |             | Soft Rubber        | 150            | Plain          | 8ASR30DB81**YY                            | 8ASR30DB81**SY |                |               |          |
|                |             | Gray Soft Rubber   | 150            | Plain          | 8ASR30DI81**YY                            | 8ASR30DI81**SY |                |               |          |
|                |             | Thermo-Pro™        | 150            | Plain          | 8ATP30DH81**GY                            | 8ATP30DH81**SY |                |               |          |
|                |             |                    |                |                | 8ATP30DT81**YY                            | 8ATP30DT81**SY |                |               |          |
|                |             |                    |                |                | 8ATP30DH81**YY                            | 8ATP30DH81**SY |                |               |          |
|                |             | Crystalic™         | 120            | Precision      | 8ACL30DR41**YY                            | 8ACL30DR41**SY |                |               |          |
|                |             | Polyurethane       | 200            | Precision      | 8APU30BI41**YY                            | 8APU30BI41**SY |                |               |          |
|                |             | MAG-Solid PU Tread | 200            | Plain          | 8AMG30BB81**YY                            | 8AMG30BB81**SY |                |               |          |

\*Add 5/64" when it is a plate caster

# 08 Light Duty Casters - 110LB

- Bright Zinc Plated as standard, Black Electro-Coat, Nickel, and Yellow Zinc are optional
- Dual-raceway offers improved swiveling action and durability
- NSF Listed and RoHS Compliant
- Variety of fastenings
- 1/4" axle

**08HR20AB80L1YY**

**08HR30AB8097VY**

**08TP30AH8032GY**

**08TP30AT8032SY**

**08TP30AT8060HY**

**08RPP25ASP0S8YY**

**08SR20AI8053XY**


| Side Brake (SY) | Tech Lock Brake (HY) | L-Stem Spring (L1SPRG00) |
|-----------------|----------------------|--------------------------|
|                 |                      |                          |

| Plate Code | Overall Size      | Bolt Hole Pattern          | Mounting Bolt Size |   |  |
|------------|-------------------|----------------------------|--------------------|---|--|
| 01         | 1-1/4" x 2-1/16"  | 13/16" x 1-9/16"           | 3/16"              |   |  |
| 00         | 1-1/2" x 2-21/32" | 15/16" x 2" to 1" x 2-1/8" | 1/4"               |   |  |
| 08         | 1-3/4" x 3"       | 1" x 2-3/16" to 2-5/16"    | 5/16"              |   |  |
| Stem Code  | Size              | Stem Type                  | Stem Code          | Size  | Stem Type  |
| 83         | 1/4"-20 x 1/2"    | Threaded                   | 67                 | 1/2"-13 x 1"                                      | Threaded   |
| 84         | 1/4"-20 x 1-1/2"  |                            | 68                 | 1/2"-13 x 1-1/2"                                  | Threaded   |
| 32         | 5/16"-18 x 3/4"   |                            | 53                 | 7/16" x 7/8"                                      | Grip Ring  |
| 31         | 5/16"-18 x 1"     |                            | 54                 | 3/8" x 1"   | Grip Ring  |
| 34         | 5/16"-18 x 1-1/2" |                            | 90                 | 7/16" x 1-3/16"                                   | Grip Ring  |
| 63         | 3/8"-16 x 1/2"    |                            | 91                 | 7/16" x 1-3/8"                                    | Grip Ring  |
| 60         | 3/8"-16 x 3/4"    |                            | 97                 | 7/16" x 2"  | Grip Ring  |
| 61         | 3/8"-16 x 1"      |                            | L1                 | 1/2" to 5/16" x 4.82" w/5/16"-18 x 5-3/4" threads | Ladder Stem (with optional spring and lock nuts kit available) |
| 58         | 3/8"-16 x 1-1/4"  |                            | L3                 | 1/2" x 4-1/2"                                     | Plain Stem   |
| 62         | 3/8"-16 x 1-1/2"  |                            |                    |   |  |
| 33         | 7/16"-14 x 1-1/2" |                            |                    |   |  |



| Wheel Diameter   | Tread Width     | Wheel Type        | Load Capacity  | Bearing Type | Replace ** with desired fastening option |                     | Overall Height* | Swivel Radius |
|------------------|-----------------|-------------------|----------------|--------------|--|---------------------|-----------------|---------------|
|                  |                 |                   |                |              | Swivel Caster Part #                     | Rigid Caster Part # |                 |               |
| 1-5/8"           | 11/16"          | Polyolefin        | 60             | Plain        | 08PO16WB80**YY                           |                     | 2-1/4"          | 1-5/8"        |
|                  |                 | Soft Rubber       | 60             | Plain        | 08SR16WI80**YY                           |                     |                 |               |
|                  |                 | Hard Rubber       | 60             | Plain        | 08HR16WB80**YY                           |                     |                 |               |
| 2"               | 13/16"          | Yoke and axle/nut |                |              | 08ZZ20AZ80**YAN                          |                     | 2-17/32"        | 1-13/16"      |
|                  |                 | Hard Rubber       | 80             | Plain        | 08HR20AB80**YY                           |                     |                 |               |
|                  |                 | Polyolefin        | 80             | Plain        | 08PO20AB80**YY                           |                     |                 |               |
|                  |                 | Poly-Pro™         | 80             | Plain        | 08PP20AH80S8YY                           | 08RPP20AH80S8YY     |                 |               |
|                  |                 |                   |                |              | 08PP20AT80**YY                           |                     |                 |               |
|                  |                 | Poly-Pro™         | 80             | Precision    | 08PP20ASP0S8YY                           | 08RPP20ASP0S8YY     |                 |               |
|                  |                 |                   |                |              | 08PP20ASP0**YY                           |                     |                 |               |
|                  |                 | Soft Rubber       | 70             | Plain        | 08SR20AB80**YY                           |                     |                 |               |
|                  |                 | Gray Soft Rubber  | 70             | Plain        | 08SR20AI80**YY                           |                     |                 |               |
|                  |                 | Thermo-Pro™       | 70             | Plain        | 08TP20AH80**YY                           |                     |                 |               |
| Precision        | 08TP200AI49**YY |                   |                |              |  |                     |                 |               |
| Plain            | 08TP20AT80**YY  |                   |                |              |  |                     |                 |               |
| 2-1/2"           | 13/16"          | Yoke and axle/nut |                |              | 08ZZ25AZ80**YAN                          |                     | 3-1/16"         | 2-1/16"       |
|                  |                 | Hard Rubber       | 100            | Plain        | 08HR25AB80**YY                           |                     |                 |               |
|                  |                 | Polyolefin        | 110            | Plain        | 08PO25AB80**YY                           |                     |                 |               |
|                  |                 | Poly-Pro™         | 100            | Plain        | 08PP25AH80S8YY                           | 08RPP25AH80S8YY     |                 |               |
|                  |                 |                   |                |              | 08PP25AT80**YY                           |                     |                 |               |
|                  |                 | Poly-Pro™         | 100            | Precision    | 08PP25ASP0S8YY                           | 08RPP25ASP0S8YY     |                 |               |
|                  |                 |                   |                |              | 08PP25ASP0**YY                           |                     |                 |               |
|                  |                 | Soft Rubber       | 80             | Plain        | 08SR25AB80**YY                           |                     |                 |               |
|                  |                 | Gray Soft Rubber  | 80             | Plain        | 08SR25AI80**YY                           |                     |                 |               |
|                  |                 | Thermo-Pro™       | 80             | Plain        | 08TP25AH80**YY                           |                     |                 |               |
| 80               | Plain           |                   | 08TP25AT80**YY |              |  |                     |                 |               |
| 3"               | 13/16"          | Yoke and axle/nut |                |              | 08ZZ30AZ80**YAN                          |                     | 3-5/8"          | 2-3/8"        |
|                  |                 | Hard Rubber       | 110            | Plain        | 08HR30AB80**YY                           |                     |                 |               |
|                  |                 | Polyolefin        | 110            | Plain        | 08PO30AB80**YY                           |                     |                 |               |
|                  |                 | Poly-Pro™         | 110            | Plain        | 08PP30AH80S8YY                           | 08RPP30AH80S8YY     |                 |               |
|                  |                 |                   |                |              | 08PP30AT80**YY                           |                     |                 |               |
|                  |                 | Poly-Pro™         | 110            | Plain        | 08PP30AB80L1YY                           |                     |                 |               |
|                  |                 |                   |                |              | 08PP30ASP0S8YY                           | 08RPP30ASP0S8YY     |                 |               |
|                  |                 | Poly-Pro™         | 110            | Precision    | 08PP30ASP0**YY                           |                     |                 |               |
|                  |                 |                   |                |              |  |                     |                 |               |
|                  |                 | Soft Rubber       | 100            | Plain        | 08SR30AB80**YY                           |                     |                 |               |
| Gray Soft Rubber | 100             | Plain             | 08SR30AI80**YY |              |  |                     |                 |               |
| Thermo-Pro™      | 110             | Plain             | 08TP30AH8032GY |              |  |                     |                 |               |
|                  |                 |                   | 08TP30AT80**YY |              |  |                     |                 |               |
|                  |                 |                   | 08TP30AH80**YY |              |  |                     |                 |               |

\*Add 5/64" to overall height for plate caster.

# MS Light Duty Casters - 125LB

- Dual-raceway offer improved swiveling action and durability
- Black Electrocoat as standard
- Variety of fastenings
- 7mm Axle



| Fastening Options |                 |                      |                   |              |  |                    |                |               |
|-------------------|-----------------|----------------------|-------------------|--------------|--|--------------------|----------------|---------------|
| Plate Code        | Overall Size    |                      | Bolt Hole Pattern |              |  | Mounting Bolt Size |                |               |
| P2                | 2-3/8" x 2-3/8" |                      | 1-3/4" x 1-3/4"   |              |  | 3/16"              |                |               |
| Fastening Options |                 |                      |                   |              |  |                    |                |               |
| Stem Code         | Size            | Stem Type            | Stem Code         | Size         | Stem Type                                |                    |                |               |
| 31                | 5/16" -18 x 1"  | Threaded             | 53                | 7/16" x 7/8" | Grip Ring                                |                    |                |               |
| Wheel Diameter    | Tread Width     | Wheel Type           | Load Capacity     | Bearing Type | Replace ** with desired fastening Option |                    | Overall Height | Swivel Radius |
| 3"                | 15/16"          | MAG-Solid PU Tread   | 125               | Plain        | Swivel Part #                            | Swivel w/Brake     | 4"             | 2-1/2"        |
| 3"                | 15/16"          | Crystal Polyurethane | 120               | Ball         | MS30BU**YY                               | MS30BU**HY         | 4"             | 2-1/2"        |
|                   |                 |                      |                   |              | MS30CL**YY                               | MS30CL**HY         |                |               |

\*Reduce Overall Height by 5/64" for stem caster

# 9A Light Duty Institutional Casters 150 LB

- Enhanced raceway structure for heavier weight and durability
- Double ball raceways
- 5/16" axle and nut
- Bright zinc plated as standard



| Fastening Pattern |             |                       |               |                                 |                    |               |                |
|-------------------|-------------|-----------------------|---------------|---------------------------------|--------------------|---------------|----------------|
| Code              | Pattern     | Pattern Specification |               | Bolt Hole                       |                    | Mounting Bolt |                |
| 08                | Plate       | 1-3/4" x 3"           |               | 1" x 2-3/16" slotted to 2-5/16" |                    | 5/16"         |                |
| 62                | Thread Stem | 3/8" x 16 x 1-1/2"    |               |                                 |                    |               |                |
| 91                | Grip Ring   | 7/16" x 1-3/8"        |               |                                 |                    |               |                |
| Wheel Dia.        | Tread Width | Wheel Type            | Load Capacity | Bearings Type                   | Swivel Part Number | Swivel Radius | Overall Height |
| 3"                | 15/16"      | Polyolefin            | 150           | Plain                           | 9APO30DB82**YY     | 2-3/4"        | 4"             |
|                   |             | Poly-Pro™             | 150           | Precision                       | 9APP30DI41**YY     |               |                |
|                   |             | Therm-Pro™            | 150           | Precision                       | 9ATP30DI41**YY     |               |                |

Swivel Radius is 3" with brake



# 09/10/T2 Light Duty Institutional Casters - 175 LB

- Bright Zinc Plated as standard, Black Electrocoat and Nickel are available as options
- A complete series including Swivel, Rigid and Total Lock casters
- Featuring 1" wide light medium duty wheels
- Double ball raceway swivel
- 5/16" Axle and nut
- NSF Listed

09CL30DR4106YY



T2TP30DH8106YY



09MG30BB8191-0V0000



10PP30DT8106YY



09CT30DB806-0S0000



09/10/T2 SERIES • CAPACITY 175

| Wheel Diameter | Overall Height                |           | Swivel Radius                   |                 |                                     |                                |                 |
|----------------|-------------------------------|-----------|---------------------------------|-----------------|-------------------------------------|--------------------------------|-----------------|
|                |                               |           | #09-Swivel                      |                 | #T2-Total Lock                      |                                |                 |
| 1-5/8"         | 2-7/16"                       |           | 1-9/16"                         |                 |                                     |                                |                 |
| 2"             | 3"                            |           | 2-3/32"                         |                 |                                     |                                |                 |
| 2-1/2"         | 3-1/4"                        |           | 2-11/32"                        |                 |                                     |                                |                 |
| 3"             | 3-5/8"                        |           | 2-5/8"                          |                 | 3-15/32"                            |                                |                 |
| 4"             | 4-23/32"                      |           | 3-1/4"                          |                 | 3-21/32"                            |                                |                 |
| 5"             | 5-5/8"                        |           | 3-7/8"                          |                 | 3-7/8"                              |                                |                 |
| Plate Code     | Overall Size                  |           | Bolt Hole Pattern               |                 | Mounting Bolt Size                  |                                |                 |
| 06             | 2-3/8" x 3-5/8"               |           | 1-3/4" x 2-7/8" slotted 3"      |                 | 5/16"                               |                                |                 |
| 08             | 1-3/4" x 3"                   |           | 1" x 2-3/16" slotted to 2-5/16" |                 |                                     |                                |                 |
| S8             | 1-3/4" x 3"                   |           | 1" x 2-1/8" slotted to 2-5/16"  |                 | 1/4"                                |                                |                 |
| P2             | 2-3/8" x 2-3/8"               |           | 1-3/4" x 1-3/4"                 |                 | 3/16"                               |                                |                 |
| Stem Code      | Size                          | Stem Type | Stem Code                       | Size            | Stem Type                           |                                |                 |
| 31             | 5/16" - 18 x 2"               | Threaded  |                                 |                 | Round Expandable Adaptor Stem       |                                |                 |
| 60             | 3/8" - 16 x 3/4"              |           | 71                              | 0.720" - 0.851" |                                     |                                |                 |
| 61             | 3/8" - 16 x 1"                |           | 72                              | 0.852" - 0.927" |                                     |                                |                 |
| 62             | 3/8" - 16 x 1-1/2"            |           | 7S                              | 0.920" - 0.980" |                                     |                                |                 |
| 64             | 3/8" - 16 x 1-3/8"            |           | 73                              | 0.928" - 1.029" |                                     |                                |                 |
| 79             | 7/16" - 14 x 2-1/4"           |           | 7A                              | 1.020" - 1.100" |                                     |                                |                 |
| 33             | 7/16" - 14 x 1-1/2"           |           | 74                              | 1.110" - 1.180" |                                     |                                |                 |
| 66             | 1/2" - 13 x 3/4"              |           | 75                              | 1.360" - 1.425" |                                     |                                |                 |
| 67             | 1/2" - 13 x 1"                |           | 76                              | 1.426" - 1.589" |                                     |                                |                 |
| 68             | 1/2" - 13 x 1-1/2"            |           | 77                              | 1.790" - 1.850" |                                     |                                |                 |
| 6M             | 1/2" - 13 X 1-9/16"           |           | R1                              | 0.720" - 0.851" |                                     | Square Expandable Adaptor Stem |                 |
| 70             | 1/2" - 13 x 2-3/4"            |           | R2                              | 0.852" - 0.927" |                                     |                                |                 |
| 86             | 7/16" ID, for Pipe w/ 1" O.D. |           | Pipe Thread (NPT34)             | R3              |                                     |                                | 0.928" - 1.029" |
|                |                               |           |                                 | R4              |                                     |                                | 1.030" - 1.140" |
| 53             | 7/16" x 7/8"                  | R5        | 1.360" - 1.425"                 |                 |                                     |                                |                 |
| 90             | 7/16" x 1-3/16"               | R6        | 1.426" - 1.589"                 |                 |                                     |                                |                 |
| 91             | 7/16" x 1-3/8"                | R7        | 1.790" - 1.850"                 |                 |                                     |                                |                 |
| 49             | 7/16" x 1-3/4"                | Grip Ring | L1                              | 5/16" x 5-3/4"  | Ladder Stem(not including Spring)   |                                |                 |
| 97             | 7/16" x 2"                    |           | 42                              | 7/8"            | Octagon w/ 5/16" Cross drilled Hole |                                |                 |



| Wheel Dia.         | Tread Width | Wheel Type        | Load Capacity  | Bearing Type   | Replace ** with desired fastening options |                 |                   | +Color |
|--------------------|-------------|-------------------|----------------|----------------|---|-----------------|-------------------|--------|
|                    |             |                   |                |                | Swivel Part #                             | Rigid Part #    | Total-Lock Part # |        |
| 1-5/8"             | 7/8"        | Yoke and axle/nut |                |                | 09ZZ16DZ81ZZYAN                           | 10ZZ16DZ81ZZYAN | T2ZZ16DZ81**YY    |        |
|                    |             | Thermo-Pro™       | 80             | Precision      | 09TP16DI41**YY                            | 10TP16DI41**YY  | T2TP16DZ81**YY    |        |
|                    |             | Poly-Pro™         | 100            |                | 09PP16DL41**YY                            | 10PP16DL41**YY  | T2PP16DZ81**YY    |        |
| 2"                 | 1"          | Yoke and axle/nut |                |                | 09ZZ20DZ81ZZYAN                           | 10ZZ20DZ81ZZYAN | T2ZZ20DZ81**YY    |        |
|                    |             | Poly-Pro™         | 150            | Precision      | 09PP20DL41**YY                            | 10PP20DL41**YY  | T2PP20DZ81**YY    |        |
| 2-1/2"             | 1"          | Yoke and axle/nut |                |                | 09ZZ25DZ81ZZYAN                           | 10ZZ25DZ81ZZYAN | T2ZZ25DZ81**YY    |        |
|                    |             | Thermo-Pro™       | 110            | Precision      | 09TP25DI41**YY                            | 10TP25DI41**YY  | T2TP25DI81**YY    |        |
|                    |             | Poly-Pro™         | 150            |                | 09PP25DL41**YY                            | 10PP25DL41**YY  | T2PP25DL81**YY    |        |
| 3"                 | 1"          | Yoke and axle/nut |                |                | 09ZZ30DZ81**YAN                           | 10ZZ30DZ81**YAN | T2ZZ30DZ81**YAN   |        |
|                    |             | Hard Rubber       | 125            | Plain          | 09HR30DB81**YY                            | 10HR30DB81**YY  | T2HR30DB81**YY    |        |
|                    |             | Polyolefin        | 175            | Plain          | 09PO30DB81**YY                            | 10PO30DB81**YY  | T2PO30DB81**YY    |        |
|                    |             | Poly-Pro™         | 125            | Plain          | 09PP30DT81**YY                            | 10PP30DT81**YY  | T2PP30DT81**YY    |        |
|                    |             |                   | 150            | Precision      | 09PP30GI41**YY                            | 10PP30GI41**YY  | T2PP30GI41**YY    |        |
|                    |             | Soft Rubber       | 100            | Plain          | 09SR30DB81**YY                            | 10SR30DB81**YY  | T2SR30DB81**YY    |        |
|                    |             | Thermo-Pro™       | 120            | Plain          | 09TP30D+81**YY                            | 10TP30D+81**YY  | T2TP30D+81**YY    | H,T    |
|                    |             |                   | 120            | Precision      | 09TP30DI41**YY                            | 10TP30DI41**YY  | T2TP30DI41**YY    |        |
|                    |             | Crystalic™        | 120            | Precision      | 09CL30DR41**YY                            | 10CL30DR41**YY  | T2CL30DR41**YY    |        |
| MAG-Solid PU Tread | 150         | Plain             | 09MG30BB81**YY | 10MG30BB81**YY | T2MG30BB81**YY                            |                 |                   |        |
| 4"                 | 1"          | Yoke and axle/nut |                |                | 09ZZ40DZ81**YAN                           | 10ZZ40DZ81**YAN | T2ZZ40DZ81**YAN   |        |
|                    |             | Hard Rubber       | 140            | Plain          | 09HR40DB81**YY                            | 10HR40DB81**YY  | T2HR40DB81**YY    |        |
|                    |             | Polyolefin        | 175            | Plain          | 09PO40DB81**YY                            | 10PO40DB81**YY  | T2PO40DB81**YY    |        |
|                    |             | Poly-Pro™         | 140            | Plain          | 09PP40DT81**YY                            | 10PP40DT81**YY  | T2PP40DT81**YY    |        |
|                    |             |                   | 150            | Precision      | 09PP40DI41**YY                            | 10PP40GI41**YY  | T2PP40GI41**YY    |        |
|                    |             | Soft Rubber       | 125            | Plain          | 09SR40DB81**YY                            | 10SR40DB81**YY  | T2SR40DB81**YY    |        |
|                    |             | Thermo-Pro™       | 125            | Plain          | 09TP40D+81**YY                            | 10TP40D+81**YY  | T2TP40D+81**YY    | H,T    |
|                    |             |                   | 125            | Precision      | 09TP40DI41**YY                            | 10TP40DI41**YY  | T2TP40DI41**YY    |        |
| Crystalic™         | 125         | Precision         | 09CL40DR41**YY | 10CL40DR41**YY | T2CL40DR41**YY                            |                 |                   |        |
| 5"                 | 1"          | Yoke and axle/nut |                |                | 09ZZ50DZ81**YAN                           | 10ZZ50DZ81**YAN | T2ZZ50DZ81**YAN   |        |
|                    |             | Hard Rubber       | 145            | Plain          | 09HR50DB81**YY                            | 10HR50DB81**YY  | T2HR50DB81**YY    |        |
|                    |             | Polyolefin        | 175            | Plain          | 09PO50DB81**YY                            | 10PO50DB81**YY  | T2PO50DB81**YY    |        |
|                    |             | Poly-Pro™         | 145            | Plain          | 09PP50DT81**YY                            | 10PP50DT81**YY  | T2PP50DT81**YY    |        |
|                    |             | Soft Rubber       | 125            | Plain          | 09SR50DB81**YY                            | 10SR50DB81**YY  | T2SR50DB81**YY    |        |
|                    |             | Thermo-Pro™       | 135            | Plain          | 09TP50D+81**YY                            | 10TP50D+81**YY  | T2TP50D+81**YY    |        |

\* Reduce OAH by 3/32" for stem casters.

## Notes





# 23/24 Light Medium Duty - Economy Series - 250LB

- Bright Zinc Plated as standard, Black Electrocoat and Nickel are available as options
- Double ball raceway swivel
- 3/8" Axle and nut
- NSF Listed

23CN40GH4406YY



24HR30GB4206YY



23PO25GB8267-0V0000



23HP30GB8206-0S0000



| Plate Code | Overall Size        | Bolt Hole Pattern                    | Mounting Bolt Size |                    |           |
|------------|---------------------|--------------------------------------|--------------------|--------------------|-----------|
| 06         | 2-3/8" x 3-5/8"     | 1-3/4" x 2-7/8" slotted to 3"        | 5/16"              |                    |           |
| 08         | 1-3/4" x 3"         | 1" x 2-3/16" slotted to 2-5/16"      |                    |                    |           |
| 11         | 3-1/8" x 4-1/8"     | 1-3/4" x 2-15/16" to 2-3/8" x 3-3/8" |                    |                    |           |
| 17         | 4" x 4-1/2"         | 2-5/8" x 3-5/8" to 3" x 3"           | 3/8"               |                    |           |
| Stem Code  | Size                | Stem Type                            | Stem Code          | Size               | Stem Type |
| 63         | 3/8" - 16 x 1/2"    | Threaded                             | 66                 | 1/2" - 13 x 3/4"   | Threaded  |
| 60         | 3/8" - 16 x 3/4"    |                                      | 67                 | 1/2" - 13 x 1"     |           |
| 61         | 3/8" - 16 x 1"      |                                      | 68                 | 1/2" - 13 x 1-1/2" |           |
| 62         | 3/8" - 16 x 1-1/2"  |                                      | 91                 | 7/16" x 1-3/8"     | Grip Ring |
| 33         | 7/16" - 14 x 1-1/2" |                                      | 9B                 | 7/16" x 1"         |           |

| Wheel Dia.         | Tread Width    | Wheel Type      | Load Capacity  | Bearing Type   | Replace ** with desired fastening options |                     | +Color         | Overall Height | Swivel Radius |  |
|--------------------|----------------|-----------------|----------------|----------------|---|---------------------|----------------|----------------|---------------|--|
|                    |                |                 |                |                | Swivel Caster Part #                      | Rigid Caster Part # |                |                |               |  |
| 2-1/2"             | 1-1/4"         | Polyolefin      | 180            | Plain          | 23PO25GB82**YY                            | 24PO25GB8206YY      |                | 3-1/4"         | 2-1/4"        |  |
|                    |                | Soft Rubber     | 200            | Plain          | 23SR25GB82**YY                            | 24SR25GB8206YY      |                |                |               |  |
|                    |                | Hard Rubber     | 200            | Plain          | 23HR25GB82**YY                            | 24HR25GB8206YY      |                |                |               |  |
|                    |                | Maxrok™         | 200            | Plain          | 23MA25GB82**YY                            | 24MA25GB8206YY      |                |                |               |  |
|                    |                | Thermo-Pro™     | 200            | Ball           | 23TP25G+42**YY                            | 24TP25G+4206YY      | A, I           |                |               |  |
|                    |                | Poly-Pro™       | 200            | Precision      | 23TP25G+44**YY                            | 24TP25G+4406YY      | A, I           |                |               |  |
| 3"                 | 1-1/4"         | Yoke only       |                |                |   | 23PP25G+42**YY      | 24PP25G+4206YY | I, M, W        |               |  |
|                    |                |                 |                |                | 23ZZ30GZ82**YAN                           | 24ZZ30GZ8206YAN     |                |                |               |  |
|                    |                | Super-Soft™     | 105            | Annular        | 23SF30GI43**YY                            | 24SF30GI4306YY      |                |                |               |  |
|                    |                | Soft Rubber     | 250            | Plain          | 23SR30GB82**YY                            | 24SR30GB8206YY      |                |                |               |  |
|                    |                |                 |                | Ball           | 23SR30GB42**YY                            | 24SR30GB4206YY      |                |                |               |  |
|                    |                | Nomadic™        | 250            | Delrin         | 23NM30GI5A**YY                            | 24NM30GI5A06YY      | I, L           |                |               |  |
|                    |                |                 |                | Annular        | 23NM30GI43**YY                            | 24NM30GI4306YY      | I, L           |                |               |  |
|                    |                | Thermo-Pro™     | 250            | Precision      | 23TP30GI44**YY                            | 24TP30GI4406YY      |                |                |               |  |
|                    |                |                 |                |                | 23TP30G+47**YY                            | 24TP30G+4706YY      | T, Y           |                |               |  |
|                    |                |                 |                | Sleeve         | 23TP30G+90**YY                            | 24TP30G+9006YY      | T, Y           |                |               |  |
|                    |                | Poly-Pro™       | 250            | Ball           | 23PP30G+42**YY                            | 24PP30G+4206YY      | K, W           |                |               |  |
|                    |                |                 |                | Precision      | 23PP30G+44**YY                            | 24PP30G+4406YY      | A, D, I, K, S  |                |               |  |
|                    |                |                 |                |                | 23PP30G+47**YY                            | 24PP30G+4706YY      | T, Y           |                |               |  |
|                    |                |                 |                | Delrin         | 23PP30G+55**YY                            | 24PP30G+5506YY      | K, W           |                |               |  |
|                    |                |                 |                | Sleeve         | 23PP30G+90**YY                            | 24PP30G+9006YY      | T, Y           |                |               |  |
|                    |                |                 |                | Delrin         | 23PM30GM5A**YY                            | 24PM30GM5A06YY      |                |                |               |  |
|                    |                | Polymadic™      | 250            | Annular        | 23PM30GM43**YY                            | 24PMG30M4306YY      |                |                |               |  |
|                    |                |                 |                | Ball           | 23ET30GL42**YY                            | 24ET30GL4206YY      |                |                |               |  |
|                    |                | Elite™          | 250            | Precision      | 23EU30GOD0**YY                            | 24ER30GOD006YY      |                |                |               |  |
|                    |                |                 |                | Ball           | 23HR30GB42**YY                            | 24HR30GB4206YY      |                |                |               |  |
|                    |                | Hard Rubber     | 250            | Plain          | 23HR30GB82**YY                            | 24HR30GB8206YY      |                |                |               |  |
|                    |                |                 |                | Plain          | 23RK30GI82**YY                            | 24RK30GI8206YY      |                |                |               |  |
|                    |                | Grayrok™        | 250            | Plain          | 23PO30G+82**YY                            | 24PO30G+8206YY      | B, Z           |                |               |  |
|                    |                |                 |                | Sleeve         | 23PO30G+90**YY                            | 24PO30G+9006YY      | J, Z           |                |               |  |
|                    |                |                 |                | Ball           | 23PO30GZ42**YY                            | 24PO30GZ4206YY      |                |                |               |  |
|                    |                | Polyolefin      | 250            | Plain          | 23HP30G+82**YY                            | 24HP30G+8206YY      | B, E           |                |               |  |
|                    |                |                 |                | Plain          | 23PH30GB99**YY                            | 24PH30GB9906YY      |                |                |               |  |
|                    |                | H.D. Polyolefin | 250            | Top Hat        | 23CN30GH44**YY                            | 24CN30GH4406YY      |                |                |               |  |
| Precision          | 23CT30GB42**YY |                 |                | 24CT30GB4206YY |   |                     |                |                |               |  |
| Phenolic           | 250            | Ball            | 23CT30GB42**YY | 24CT30GB4206YY |   |                     |                |                |               |  |
|                    |                | Plain           | 23MA30GB82**YY | 24MA30GB8206YY |   |                     |                |                |               |  |
| Conductive TPR     | 250            | S.S. Top Hat    | 23GN30G+97**YY | 24GN30G+9706YY | B, Q                                      |                     |                |                |               |  |
|                    |                | Precision       | 23HT30GQ97**YY | 24HT30GQ9706YY |   |                     |                |                |               |  |
| Conductive SR      | 250            | S.S. Top Hat    |                |                |   |                     |                |                |               |  |
|                    |                | Ball            |                |                |   |                     |                |                |               |  |
| Maxrok™            | 250            | Plain           |                |                |   |                     |                |                |               |  |
|                    |                | Plain           |                |                |   |                     |                |                |               |  |
| Brimstone™         | 250            | Plain           |                |                |   |                     |                |                |               |  |
|                    |                | Plain           |                |                |   |                     |                |                |               |  |
| High-Temp Phenolic | 250            | Plain           |                |                |   |                     |                |                |               |  |
|                    |                | Plain           |                |                |   |                     |                |                |               |  |

23/24 SERIES • CAPACITY 200



| Wheel Dia.         | Tread Width  | Wheel Type         | Load Capacity  | Bearing Type   | Replace ** with desired fastening options |                     | +Color          | Overall Height | Swivel Radius |         |
|--------------------|--------------|--------------------|----------------|----------------|---|---------------------|-----------------|----------------|---------------|---------|
|                    |              |                    |                |                | Swivel Caster Part #                      | Rigid Caster Part # |                 |                |               |         |
| 4"                 | 1-1/4"       | Yoke only          |                |                |   | 23ZZ40GZ82**YAN     | 24ZZ40GZ8206YAN |                | 4-3/4"        | 3-1/4"  |
|                    |              | Super-Soft™        | 120            | Annular        | 23SF40GI43**YY                            | 24SF40GI4306YY      |                 |                |               |         |
|                    |              | Soft Rubber        | 250            | Plain          | 23SR40GB82**YY                            | 24SR40GB8206YY      |                 |                |               |         |
|                    |              |                    |                | Ball           | 23SR40GB42**YY                            | 24SR40GB4206YY      |                 |                |               |         |
|                    |              | Rubber on Aluminum |                | Annular        | 23RA40GI43**YY                            | 24RA40GI4306YY      |                 |                |               |         |
|                    |              | Nomadic™           |                | Delrin         | 23NM40G+5A**YY                            | 24NM40G+5A06YY      | I,L             |                |               |         |
|                    |              |                    |                | Annular        | 23NM40GI43**YY                            | 24NM40GI4306YY      | I,L             |                |               |         |
|                    |              | Thermo-Pro™        |                | Precision      | 23TP40GI44**YY                            | 24TP40GI4406YY      |                 |                |               |         |
|                    |              |                    |                | Sleeve         | 23TP40G+47**YY                            | 24TP40G+4706YY      | T,Y             |                |               |         |
|                    |              |                    |                | Sleeve         | 23TP40G+90**YY                            | 24TP40G+9006YY      | T,Y             |                |               |         |
|                    |              | Element™           |                | Annular        | 23EL40GI43**YY                            | 24EL40GI4306YY      |                 |                |               |         |
|                    |              |                    |                | Ball           | 23PP40G+42**YY                            | 24PP40G+4206YY      | W,K,P           |                |               |         |
|                    |              | Poly-Pro™          |                | Precision      | 23PP40G+44**YY                            | 24PP40G+4406YY      | A,D,I,S,C       |                |               |         |
|                    |              |                    |                | Sleeve         | 23PP40G+47**YY                            | 24PP40G+4706YY      | T, Y            |                |               |         |
|                    |              |                    |                | Sleeve         | 23PP40G+90**YY                            | 24PP40G+9006YY      |                 |                |               |         |
|                    |              |                    |                | Delrin         | 23PP40G+55**YY                            | 24PP40G+5506YY      |                 |                |               |         |
|                    |              | Polymadic™         |                | Delrin         | 23PM40GM5A**YY                            | 24PM40GM5A06YY      |                 |                |               |         |
|                    |              |                    |                | Annular        | 23PM40GM43**YY                            | 24PM40GM4306YY      |                 |                |               |         |
|                    |              | Elite™             |                | Ball           | 23ET40GL42**YY                            | 24ET40GL4206YY      |                 |                |               |         |
|                    |              | Ergo-PU            |                | Dual Precision | 23EU40GOD0**YY                            | 24EU40GOD006YY      |                 |                |               |         |
|                    |              | Hard Rubber        |                | Plain          | 23HR40GB82**YY                            | 24HR40GB8206YY      |                 |                |               |         |
|                    |              |                    |                | Ball           | 23HR40GB42**YY                            | 24HR40GB4206YY      |                 |                |               |         |
|                    |              |                    |                | Sleeve         | 23PO40G+90**YY                            | 24PO40G+9006YY      | J,Z             |                |               |         |
|                    |              | Polyolefin         |                | Plain          | 23PO40G+82**YY                            | 24PO40G+8206YY      | B,Z             |                |               |         |
|                    |              |                    |                | Ball           | 23PO40GZ42**YY                            | 42PO40GZ4206YY      |                 |                |               |         |
|                    |              | H.D. Polyolefin    |                | Plain          | 23HP40G+82**YY                            | 24HP40G+8206YY      | B,E             |                |               |         |
| Phenolic           | Top Hat      | 23PH40GB99**YY     |                | 24PH40GB9906YY |   |                     |                 |                |               |         |
| Conductive TPR     | Precision    | 23CN40GH44**YY     |                | 24CN40GH4406YY |   |                     |                 |                |               |         |
| Epoxy              | Sleeve       | 23OV40GQ90**YY     | 24OV40GQ9006YY |                |   |                     |                 |                |               |         |
| Brimstone™         | S.S. Top Hat | 23GN40GQ97**YY     | 24GN40GQ9706YY |                |   |                     |                 |                |               |         |
| High-Temp Phenolic | S.S. Top Hat | 23HT40GQ97**YY     | 24HT40GQ9706YY |                |   |                     |                 |                |               |         |
| 5"                 | 1-1/4"       | Yoke only          |                |                |   | 23ZZ50GZ82**YAN     | 24ZZ50GZ8206YAN |                | 5-5/8"        | 4-3/16" |
|                    |              | Super-Soft™        | 125            | Annular        | 23SF50GI43**YY                            | 24SF50GI4306YY      |                 |                |               |         |
|                    |              | Soft Rubber        | 250            | Plain          | 23SR50GB82**YY                            | 24SR50GB8206YY      |                 |                |               |         |
|                    |              |                    |                | Ball           | 23SR50GB42**YY                            | 24SR50GB4206YY      |                 |                |               |         |
|                    |              | Rubber on Aluminum |                | Annular        | 23RA50GI43**YY                            | 24RA50GI4306YY      |                 |                |               |         |
|                    |              | Nomadic™           |                | Delrin         | 24NM50G+5A**YY                            | 24NM50G+5A06YY      | I,L             |                |               |         |
|                    |              |                    |                | Annular        | 23NM50G+43**YY                            | 24NM50G+4306YY      | I,L             |                |               |         |
|                    |              | Thermo-Pro™        |                | Precision      | 23TP50GI44**YY                            | 24TP50GI4406YY      |                 |                |               |         |
|                    |              |                    |                | Sleeve         | 23TP50GI47**YY                            | 24TP50G+4706YY      | T,Y             |                |               |         |
|                    |              |                    |                | Sleeve         | 23TP50G+90**YY                            | 24TP50G+9006YY      | T,Y             |                |               |         |
|                    |              | Element™           |                | Annular        | 23EL50GI43**YY                            | 24EL50GI4306YY      |                 |                |               |         |
|                    |              |                    |                | Ball           | 23PP50G+42**YY                            | 24PP50G+4206YY      | C,K,P,W         |                |               |         |
|                    |              | Poly-Pro           |                | Precision      | 23PP50G+44**YY                            | 24PP50G+4406YY      | A,D,I,S         |                |               |         |
|                    |              |                    |                | Sleeve         | 23PP50G+47**YY                            | 24PP50G+4706YY      | T,Y             |                |               |         |
|                    |              |                    |                | Sleeve         | 23PP50G+90**YY                            | 24PP50G+9006YY      |                 |                |               |         |
|                    |              |                    |                | Delrin         | 23PP50G+55**YY                            | 24PP50G+5506YY      | C,K,P,W         |                |               |         |
|                    |              | Polymadic™         |                | Delrin         | 23PM50GM5A**YY                            | 24PM50GM5A06YY      |                 |                |               |         |
|                    |              |                    |                | Annular        | 23PM50GM43**YY                            | 24PM50GM4306YY      |                 |                |               |         |
|                    |              | Ergo-PU            |                | Dual Precision | 23EU50GOD0**YY                            | 24EU50GOD006YY      |                 |                |               |         |
|                    |              | Hard Rubber        |                | Plain          | 23HR50GB82**YY                            | 24HR50GB8206YY      |                 |                |               |         |
|                    |              |                    |                | Ball           | 23HR50GB42**YY                            | 24HR50GB4206YY      |                 |                |               |         |
|                    |              |                    |                | Plain          | 23PO50G+82**YY                            | 24PO50G+8206YY      | B,Z             |                |               |         |
|                    |              | Polyolefin         |                | Sleeve         | 23PO50G+90**YY                            | 24PO50G+9006YY      | J,Z             |                |               |         |
|                    |              |                    |                | Ball           | 23PO50GZ42**YY                            | 24PO50GZ4206YY      |                 |                |               |         |
|                    |              | H.D. Polyolefin    |                | Plain          | 23HP50G+82**YY                            | 24HP50G+8206YY      | B,E             |                |               |         |
|                    |              | Phenolic           |                | Top Hat        | 23PH50GB99**YY                            | 24PH50GB9906YY      |                 |                |               |         |
| Conductive TPR     | Precision    | 23CN50GH44**YY     |                | 24CN50GH4406YY |   |                     |                 |                |               |         |
| Brimstone™         | S.S. Top Hat | 23GN50G+97**YY     |                | 24GN50G+9706YY | B,Q                                       |                     |                 |                |               |         |
| High-Temp          | S.S. Top Hat | 23HT50GQ97**YY     | 24HT50GQ9706YY |                |   |                     |                 |                |               |         |

\*Reduce overall Height 3/32" for stem casters



# CW Light Medium Duty - Plate Mount Series - 350LB

- Bright Zinc plated as standard, Black Electrocoat and Nickel are available as options
- Featuring 1-1/4" wide light medium duty wheels
- Double ball raceway swivel
- 3/8" Axle and nut
- NSF Listed

CWEU50GOD006YY



CWNM50GI4306YY



CWUN50GLA306YY



CWPM50GM4306-0T0000



CW SERIES • CAPACITY 350

| Plate Code    |             | Overall Size      |                | Bolt Hole Pattern                    |                      | Mounting Bolt Size  |         |               |   |
|---------------|-------------|-------------------|----------------|--------------------------------------|----------------------|---------------------|---------|---------------|---|
| 06            |             | 2-3/8" x 3-5/8"   |                | 1-3/4" x 2-7/8" slotted to 3"        |                      | 5/16"               |         |               |   |
| 11            |             | 3-1/8" x 4-1/8"   |                | 1-3/4" x 2-15/16" to 2-3/8" x 3-3/8" |                      | 3/8"                |         |               |   |
| Wheel Dia.    | Tread Width | Wheel Type        | Load Capacity  | Bearing Type                         | Swivel Caster Part # | Rigid Caster Part # | O.A.H.  | Swivel Radius | + Color                                       |
| 3"            | 1-1/4"      | Yoke and axle/nut |                |                                      | CWZZ30GZ82**YY       | CLZZ30GZ8206YAN     | 4-5/32" | 2-21/32       |   |
|               |             | Super-Soft™       | 105            | Annular                              | CWSF30GI43**YY       | CLSF30GI43**YY      |         |               |   |
|               |             | Soft Rubber       | 300            | Plain                                | CWSR30GB82**YY       | CLSR30GB82**YY      |         |               |   |
|               |             |                   |                | Ball                                 | CWSR30GB42**YY       | CLSR30GB42**YY      |         |               |   |
|               |             | Nomadic™          | 300            | Delrin                               | CWNM30G+5A**YY       | CLNM30G+5A**YY      |         |               | I, L  |
|               |             |                   |                | Annular                              | CWNM30G+43**YY       | CLNM30G+43**YY      |         |               | I, L  |
|               |             | Conductive TPR    | 200            | Precision                            | CWCN30GH44**YY       | CLCN30GH44**YY      |         |               |   |
|               |             | Conductive SR     | 250            | Ball                                 | CWCT30GB42**YY       | CLCT30GB42**YY      |         |               |   |
|               |             | Thermo-Pro™       | 210            | Precision                            | CWTP30GI44**YY       | CLTP30GI44**YY      |         |               | T, Y  |
|               |             |                   |                |                                      | CWTP30G+47**YY       | CLTP30G+47**YY      |         |               |   |
|               |             | Element™          | 300            | Annular                              | CWEL30GI43**YY       | CLEL30GI43**YY      |         |               |   |
|               |             | Poly-Pro™         | 300            | Precision                            | CWPP30G+42**YY       | CLPP30G+42**YY      |         |               | K, W<br>A, D, I, S<br>T, Y<br>K, P, W<br>T, Y |
|               |             |                   |                |                                      | CWPP30G+44**YY       | CLPP30G+44**YY      |         |               |   |
|               |             |                   |                |                                      | CWPP30G+47**YY       | CLPP30G+47**YY      |         |               |   |
|               |             |                   |                |                                      | CWPP30G+55**YY       | CLPP30G+55**YY      |         |               |   |
|               |             | Polymadic™        | 300            | Delrin                               | CWPM30GM5A**YY       | CLPM30GM5A**YY      |         |               |   |
|               |             |                   |                |                                      | CWPM30GM43**YY       | CLPM30GM43**YY      |         |               |   |
|               |             | Elite™            | 350            | Ball                                 | CWET30GL42**YY       | CLET30GL42**YY      |         |               |   |
|               |             | Ergo-PU           | 350            | Dual Precision                       | CWEU30GOD0**YY       | CLEU30GOD0**YY      |         |               |   |
|               |             | DuraLastomer™     | 300            | Sleeve                               | CWSU30GL90**YY       | CLSU30GL90**YY      |         |               |   |
|               |             | Polyon AL™        | 350            | Annular                              | CWPA30GL43**YY       | CLPA30GL43**YY      |         |               |   |
|               |             | Hard Rubber       | 300            | Ball                                 | CWHR30GB42**YY       | CLHR30GB42**YY      |         |               |   |
|               |             |                   |                |                                      | CWHR30GB82**YY       | CLHR30GB82**YY      |         |               |   |
|               |             | GrayRok™          | 300            | Plain                                | CWRK30GI82**YY       | CLRK30GI82**YY      |         |               |   |
|               |             |                   |                |                                      | CWPO30G+82**YY       | CLPO30G+82**YY      |         |               |   |
|               |             | Polyolefin        | 300            | Sleeve                               | CWPO30G+90**YY       | CLPO30G+90**YY      |         |               | B, Z<br>J, Z                                  |
|               |             |                   |                |                                      | CWPO30GZ42**YY       | CLPO30GZ42**YY      |         |               |   |
|               |             | H.D. Polyolefin   | 300            | Plain                                | CWHP30G+82**YY       | CLHP30G+82**YY      |         |               | B, E  |
|               |             | Nylon             | 300            | Sleeve                               | CWNY30GE90**YY       | CLNY30GE90**YY      |         |               |   |
|               |             |                   |                |                                      | CWNY30GE47**YY       | CLNY30GE47**YY      |         |               |   |
|               |             | Phenolic          | 300            | Top Hat                              | CWPH30GB99**YY       | CLPH30GB99**YY      |         |               |   |
|               |             | H.T. Phenolic     | 200            | S.S. Top Hat                         | CWHT30GQ97**YY       | CLHT30GQ97**YY      |         |               |   |
| BrimStone™    | 350         | S.S. Top Hat      | CWGN30G+97**YY | CLGN30G+97**YY                       | B, Q                 |                     |         |               |   |
|               |             |                   | CWSS30GS82**YY | CLSS30GS82**YY                       |                      |                     |         |               |   |
| Sintered Iron | 350         | Plain             | CWSS30GS90**YY | CLSS30GS90**YY                       |                      |                     |         |               |   |
|               |             |                   | CWSI30GS82**YY | CLSI30GS82**YY                       |                      |                     |         |               |   |
| V-Groove      | 350         | Plain             | CWVG30GT82**YY | CLVG30GT82**YY                       |                      |                     |         |               |   |
| Maxrok™       | 350         | Plain             | CWMA30GB82**YY | CLMA30GB82**YY                       |                      |                     |         |               |   |
| Conductive PU | 225         | Precision         | CWCU30GH44**YY | CLCU30GH44**YY                       |                      |                     |         |               |   |



| Wheel Dia.      | Tread Width | Wheel Type        | Load Capacity  | Bearing Type   | Swivel Caster Part # | Rigid Caster Part # | O.A.H.          | Swivel Radius | + Color  |  |
|-----------------|-------------|-------------------|----------------|----------------|----------------------|---------------------|-----------------|---------------|----------|--|
| 3"              | 1-3/8"      | Neo-energizer™    | 300            | Ball           | CWEN30VB42**YY       | CLEN30VB42**YY      | 4-5/32"         | 2-21/32       |          |  |
|                 |             |                   | 300            | Precision      | CWEN30VBP2**YY       | CLEN13VBP2**YY      |                 |               |          |  |
|                 |             | Elastomer         | 350            | Precision      | CWSX30VIP2**YY       | CLSX30VIP2**YY      |                 |               |          |  |
| 3-1/2"          | 1-1/4"      | Yoke and axle/nut |                |                |                      | CWZZ35GZ82**YAN     | CLZZ35GZ82**YAN | 4-11/16"      | 2-29/32" |  |
|                 |             | Super-Soft™       | 110            | Annular        | CWSF35GI43**YY       | CLSF35GI43**YY      |                 |               |          |  |
|                 |             | Soft Rubber       | 300            | Plain          | CWSR35GB82**YY       | CLSR35GB82**YY      |                 |               |          |  |
|                 |             | Rubber/Alu        | 250            | Annular        | CWRA35GI43**YY       | CLRA35GI43**YY      |                 |               |          |  |
|                 |             | Nomadic™          | 300            | Delrin         | CWNM35G+5A**YY       | CLNM35G+5A**YY      | I, L            |               |          |  |
|                 |             |                   |                | Annular        | CWNM35GI43**YY       | CLNM35GI43**YY      |                 |               |          |  |
|                 |             | Thermo-Pro™       | 230            | Precision      | CWTP35GI44**YY       | CLTP35GI44**YY      | T, Y            |               |          |  |
|                 |             |                   |                | Sleeve         | CWTP35G+47**YY       | CLTP35G+47**YY      |                 |               |          |  |
|                 |             | Element™          | 300            | Annular        | CWEL35GI43**YY       | CLEL35GI43**YY      |                 |               |          |  |
|                 |             |                   |                | Ball           | CWPP35G+42**YY       | CLPP35G+42**YY      | K, P, W         |               |          |  |
|                 |             | Poly-Pro™         | 300            | Precision      | CWPP35G+44**YY       | CLPP35G+44**YY      | A, D, I, S      |               |          |  |
|                 |             |                   |                | Delrin         | CWPP35G+47**YY       | CLPP35G+47**YY      | T, Y            |               |          |  |
|                 |             |                   |                | Sleeve         | CWPP35G+55**YY       | CLPP35G+55**YY      | K, P, W         |               |          |  |
|                 |             |                   |                | Sleeve         | CWPP35G+90**YY       | CLPP35G+90**YY      | T, Y            |               |          |  |
|                 |             | Polymadic™        | 325            | Delrin         | CWPM35GM5A**YY       | CLPM35GM5A**YY      |                 |               |          |  |
|                 |             |                   |                | Annular        | CWPM35GM43**YY       | CLPM35GM43**YY      |                 |               |          |  |
|                 |             | Polyon AL™        | 350            | Annular        | CWPA35G+43**YY       | CLPA35G+43**YY      | L, M            |               |          |  |
|                 |             | Disc Wheel        | 250            | Ball           | CWUN35GLA3**YY       | CLUN35GLA3**YY      |                 |               |          |  |
|                 |             | Hard Rubber       | 300            | Plain          | CWHR35GB82**YY       | CLHR35GB82**YY      |                 |               |          |  |
|                 |             |                   |                | Plain          | CWPO35GZ82**YY       | CLPO35GZ82**YY      |                 |               |          |  |
| Polyolefin      | 350         | Sleeve            | CWPO35GJ90**YY | CLPO35GJ90**YY |                      |                     |                 |               |          |  |
|                 |             | Top Hat           | CWPH35GB99**YY | CLPH35GB99**YY |                      |                     |                 |               |          |  |
| Semi-Steel      | 350         | Plain             | CWSS35GS82**YY | CLSS35GS82**YY |                      |                     |                 |               |          |  |
| BrimStone™      | 350         | S.S. Top Hat      | CWGN35GQ97**YY | CLGN35GQ97**YY |                      |                     |                 |               |          |  |
| 4"              | 1-1/4"      | Yoke and axle/nut |                |                |                      | CWZZ40GZ82**YAN     | CLZZ40GZ82**YAN | 5-5/32"       | 3-9/32"  |  |
|                 |             | Super-Soft™       | 120            | Annular        | CWSF40GI43**YY       | CLSF40GI43**YY      |                 |               |          |  |
|                 |             | Soft Rubber       | 350            | Plain          | CWSR40GB82**YY       | CLSR40GB82**YY      |                 |               |          |  |
|                 |             |                   | 350            | Ball           | CWSR40GB42**YY       | CLSR40GB42**YY      |                 |               |          |  |
|                 |             | Blue Ergo™        | 350            | Roller         | CWBL40GL4R**YY       | CLBL40GL4R**YY      |                 |               |          |  |
|                 |             | Rubber/Alu        | 250            | Annular        | CWRA40GI43**YY       | CLRA40GI43**YY      |                 |               |          |  |
|                 |             | Nomadic™          | 300            | Delrin         | CWNM40GI5A**YY       | CLNM40G+5A**YY      | I, L            |               |          |  |
|                 |             |                   |                | Annular        | CWNM40GI43**YY       | CLNM40G+43**YY      |                 |               |          |  |
|                 |             | Conductive        | 250            | Precision      | CWCN40GH44**YY       | CLCN40GH44**YY      |                 |               |          |  |
|                 |             | Thermo-Pro™       | 250            | Precision      | CWTP40G+44**YY       | CLTP40G+44**YY      | A, I            |               |          |  |
|                 |             |                   |                | Sleeve         | CWTP40G+47**YY       | CLTP40G+47**YY      |                 |               |          |  |
|                 |             | Element™          | 320            | Annular        | CWEL40GI43**YY       | CLEL40GI43**YY      | T, Y            |               |          |  |
|                 |             |                   |                | Ball           | CWPP40G+42**YY       | CLPP40G+42**YY      |                 |               |          |  |
|                 |             | Poly-Pro™         | 350            | Precision      | CWPP40G+44**YY       | CLPP40G+44**YY      | K, P, W         |               |          |  |
|                 |             |                   |                | Delrin         | CWPP40G+47**YY       | CLPP40G+47**YY      |                 |               |          |  |
|                 |             |                   |                | Sleeve         | CWPP40G+90**YY       | CLPP40G+90**YY      |                 |               |          |  |
|                 |             |                   |                | Sleeve         | CWPP40G+55**YY       | CLPP40G+55**YY      |                 |               |          |  |
|                 |             | Polymadic™        | 350            | Delrin         | CWPM40GM5A**YY       | CLPM40GM5A**YY      | A, D, I, K, S   |               |          |  |
|                 |             |                   |                | Annular        | CWPM40GM43**YY       | CLPM40GM43**YY      |                 |               |          |  |
|                 |             | Elite™            | 350            | Ball           | CWET40GL42**YY       | CLET40GL42**YY      | T, Y            |               |          |  |
|                 |             | Ergo-PU           | 350            | Dual Precision | CWEU40GOD0**YY       | CLEU40GOD0**YY      |                 |               |          |  |
|                 |             | DuraLastomer™     | 350            | Sleeve         | CWSU40GL90**YY       | CLSU40GL90**YY      |                 |               |          |  |
|                 |             | Polyon AL™        | 350            | Annular        | CWPA40G+43**YY       | CLPA40G+43**YY      | L, M            |               |          |  |
|                 |             | Disc Wheel        | 270            | Ball           | CWUN40GLA3**YY       | CLUN40GLA3**YY      |                 |               |          |  |
|                 |             |                   |                | Plain          | CWHR40GB82**YY       | CLHR40GB82**YY      |                 |               |          |  |
|                 |             | Hard Rubber       | 350            | Ball           | CWHR40GB42**YY       | CLHR40GB42**YY      |                 |               |          |  |
|                 |             |                   |                | Plain          | CWRK40GI82**YY       | CLRK40GI82**YY      |                 |               |          |  |
|                 |             | GrayRok™          | 350            | Plain          | CWPO40G+82**YY       | CLPO40G+82**YY      | B, Z            |               |          |  |
|                 |             |                   |                | Sleeve         | CWPO40G+90**YY       | CLPO40G+90**YY      |                 |               |          |  |
|                 |             |                   |                | Ball           | CWPO40GZ42**YY       | CLPO40GZ42**YY      |                 |               |          |  |
| Polyolefin      | 350         | Plain             | CWHP40G+82**YY | CLHP40G+82**YY | J, Z                 |                     |                 |               |          |  |
|                 |             | Plain             | CWNY40GE47**YY | CLNY40GE47**YY |                      |                     |                 |               |          |  |
| H.D. Polyolefin | 350         | Precision         | CWNY40GE90**YY | CLNY40GE90**YY | B, E                 |                     |                 |               |          |  |
|                 |             | Sleeve            | CWNY40GE90**YY | CLNY40GE90**YY |                      |                     |                 |               |          |  |
| Nylon           | 350         | Top Hat           | CWPH40GB99**YY | CLPH40GB99**YY |                      |                     |                 |               |          |  |
| H.T. Phenolic   | 250         | S.S. Top Hat      | CWHT40GQ97**YY | CLHT40GQ97**YY |                      |                     |                 |               |          |  |
| BrimStone™      | 350         | S.S. Top Hat      | CWGN40G+97**YY | CLGN40G+97**YY | B, Q                 |                     |                 |               |          |  |
| SteROLLizer™ AL | 300         | Sleeve            | CWBF40GC90**YZ | CLBF40GC90**YZ |                      |                     |                 |               |          |  |
| SteROLLizer™ SS | 300         | Sleeve            | CWSL40GC90**YY | CLSL40GC90**YY |                      |                     |                 |               |          |  |
| Semi-Steel      | 350         | Plain             | CWSS40GS82**YY | CLSS40GS82**YY |                      |                     |                 |               |          |  |
|                 |             | Sleeve            | CWSS40GS90**YY | CLSS40GS90**YY |                      |                     |                 |               |          |  |
| Conductive PU   | 250         | Precision         | CWCU40GH44**YY | CLCU40GH44**YY |                      |                     |                 |               |          |  |



| Wheel Dia.    | Tread Width    | Wheel Type        | Load Capacity  | Bearing Type   | Swivel Caster Part # | Rigid Caster Part # | O.A.H.          | Swivel Radius | + Color  |  |
|---------------|----------------|-------------------|----------------|----------------|----------------------|---------------------|-----------------|---------------|----------|--|
| 5"            | 1-1/4"         | Yoke and axle/nut |                |                |                      | CWZZ50GZ82**YAN     | CLZZ50GZ82**YAN | 6-5/32"       | 3-13/16" |  |
|               |                | Super-Soft™       | 125            | Annular        | CWSF50GI43**YY       | CLSF50GI43**YY      |                 |               |          |  |
|               |                | Soft Rubber       | 350            | Plain          | CWSR50GB82**YY       | CLSR50GB82**YY      |                 |               |          |  |
|               |                |                   |                | Ball           | CWSR50GB42**YY       | CLSR50GB42**YY      |                 |               |          |  |
|               |                | Blue- Ergo™       | 350            | Roller         | CWBL50GL4R**YY       | CLBL50GL4R**YY      |                 |               |          |  |
|               |                | Rubber/Alu        | 325            | Annular        | CWRA50GI43**YY       | CLRA50GI43**YY      |                 |               |          |  |
|               |                | Nomadic™          | 325            | Delrin         | CWNM50G+5A**YY       | CLNM50G+5A**YY      | I, L            |               |          |  |
|               |                |                   |                | Annular        | CWNM50G+43**YY       | CLNM50G+43**YY      | I, L            |               |          |  |
|               |                | Conductive        | 275            | Precision      | CWCN50GH44**YY       | CLCN50GH44**YY      |                 |               |          |  |
|               |                | Thermo-Pro™       | 300            | Precision      | CWTP50GI44**YY       | CLTP50GI44**YY      |                 |               |          |  |
|               |                |                   |                |                | CWTP50G+47**YY       | CLTP50G+47**YY      | T,Y             |               |          |  |
|               |                |                   |                | Sleeve         | CWTP50G+90**YY       | CLTP50G+90**YY      |                 |               |          |  |
|               |                | Element™          | 350            | Annular        | CWEL50GI43**YY       | CLEL50GI43**YY      |                 |               |          |  |
|               |                | Poly-Pro™         | 350            | Ball           | CWPP50G+42**YY       | CLPP50G+42**YY      | C,K,P,W         |               |          |  |
|               |                |                   |                | Precision      | CWPP50G+44**YY       | CLPP50G+44**YY      | A,D,I,S         |               |          |  |
|               |                |                   |                |                | CWPP50G+47**YY       | CLPP50G+47**YY      | T,Y             |               |          |  |
|               |                |                   |                | Delrin         | CWPP50G+55**YY       | CLPP50G+55**YY      | C,K,P,W         |               |          |  |
|               |                |                   |                | Sleeve         | CWPP50G+90**YY       | CLPP50G+90**YY      | T,Y             |               |          |  |
|               |                | Polymadic™        | 350            | Delrin         | CWPM50GM5A**YY       | CLPM50GM5A**YY      |                 |               |          |  |
|               |                |                   |                | Annular        | CWPM50GM43**YY       | CLPM50GM43**YY      |                 |               |          |  |
|               |                | Ergo-PU           | 350            | Dual Precision | CWEU50GOD0**YY       | CLEU50GOD0**YY      |                 |               |          |  |
|               |                | DuraLastomer™     | 350            | Sleeve         | CWSU50GL90**YY       | CLSU50GL90**YY      |                 |               |          |  |
|               |                | Polygon AL™       | 350            | Annular        | CWPA50GL43**YY       | CLPA50GL43**YY      |                 |               |          |  |
|               |                | Disc Wheel        | 300            | Ball           | CWUN50GLA3**YY       | CLUN50GLA3**YY      |                 |               |          |  |
|               |                | Hard Rubber       | 350            | Plain          | CWHR50GB82**YY       | CLHR50GB82**YY      |                 |               |          |  |
|               |                |                   |                | Ball           | CWHR50GB42**YY       | CLHR50GB42**YY      |                 |               |          |  |
|               |                | GrayRok™          | 350            | Plain          | CWRK50GI82**YY       | CLRK50GI82**YY      |                 |               |          |  |
|               |                | Polyolefin        | 350            | Plain          | CWPO50G+82**YY       | CLPO50G+82**YY      | B,Z             |               |          |  |
|               |                |                   |                | Sleeve         | CWPO50G+90**YY       | CLPO50G+90**YY      | J,Z             |               |          |  |
|               |                |                   |                | Ball           | CWPO50GZ42**YY       | CLPO50GZ42**YY      |                 |               |          |  |
|               |                | H.D. Polyolefin   | 350            | Plain          | CWHP50G+82**YY       | CLHP50G+82**YY      | B,E             |               |          |  |
|               |                | Nylon             | 350            | Precision      | CWNY50GE47**YY       | CLNY50GE47**YY      |                 |               |          |  |
| Sleeve        | CWNY50GE90**YY |                   |                | CLNY50GE90**YY |                      |                     |                 |               |          |  |
| Phenolic      | 350            | Top Hat           | CWPH50GB99**YY | CLPH50GB99**YY |                      |                     |                 |               |          |  |
| H.T. Phenolic | 300            | S.S. Top Hat      | CWHT50GQ97**YY | CLHT50GQ97**YY |                      |                     |                 |               |          |  |
| BrimStone™    | 350            | S.S. Top Hat      | CWGN50G+97**YY | CLGN50G+97**YY | B,Q                  |                     |                 |               |          |  |
| Semi-Steel    | 350            | Plain             | CWSS50GS82**YY | CLSS50GS82**YY |                      |                     |                 |               |          |  |
|               |                | Sleeve            | CWSS50GS90**YY | CLSS50GS90**YY |                      |                     |                 |               |          |  |
| Conductive PU | 250            | Precision         | CWCU50GH44**YY | CLCU50GH44**YY |                      |                     |                 |               |          |  |
| 5"            | 1-3/8"         | Neo-energizer™    | 350            | Ball           | CWEN50VB42**YY       | CLEN50VB42**YY      |                 |               |          |  |
|               |                |                   | 350            | Precision      | CWEN50VBP2**YY       | CLEN50VBP2**YY      |                 |               |          |  |

# 13/14 Light Medium Duty - Plate Mount Series - 350LB

- Bright Zinc plated as standard, Black Electrocoat and Nickel are available as options
- Featuring 1-1/4" wide light medium duty wheels
- Double ball raceway swivel
- 3/8" Axle and nut
- NSF Listed

13EL50GI4306-0K0000



13UN50GLA306-0H0000



13UX50GO6206-0T0000



13PH50GB9006-0C0000



13EU50GOD006YY



14PP40GA4406YY




| Plate Code | Overall Size   | Bolt Hole Pattern                    | Mounting Bolt Size |
|------------|--|--------------------------------------|--------------------|
| 06         | 2-3/8" x 3-5/8"  | 1-3/4" x 2-7/8" slotted to 3"        | 5/16"              |
|            | Swivel Caster Plate features additional mounting holes for use on aluminum structural framing, modular carts & workstations. Two 5/16" holes centered at 3.22 (between other holes, long way). |                                      |                    |
| B6         | 2-3/4" x 3-3/4"  | 1-3/4" x 2-13/16" slotted to 3-1/16" |                    |
| EH         | 2-3/8" x 3-5/8"  | 1-3/16" x 3"                         | 5/16"              |
| AC         | 2-3/8" x 3-5/8"  | 1-1/2" to 1-3/4" x 2-7/8"            | 1/4"               |
| MS         | 77mm x 96mm  | 45mm x 75mm to 60mm x 80mm           | M8                 |
| 11         | 3-1/8" x 4-1/8"  | 1-3/4" x 2-15/16" to 2-3/8" x 3-3/8" | 3/8"               |
| 17         | 4" x 4-1/2"  | 2-5/8" x 3-5/8" to 3" x 3"           |                    |
|            | Swivel Caster Plate features additional mounting holes for use on aluminum structural framing, modular carts & workstations. Two 5/16" holes centered at 3.92 (between other holes, long way)  |                                      |                    |
| Stem Code  | Size   | Stem Type                            |                    |
| 67         | 1/2" - 13 x 1"   | Threaded                             |                    |
| 68         | 1/2" - 13 x 1-1/2"   |                                      |                    |
| 70         | 1/2" - 13 x 2-3/4"   |                                      |                    |
| 88         | 3/4" - 10 x 1"   |                                      |                    |



# WHEELS

13/14 SERIES • CAPACITY 350



| Wheel Dia      | Tread Width    | Wheel Type        | Load Capacity  | Bearing Type   | Swivel Caster Part # | Rigid Caster Part # | O.A.H.          | Swivel Radius | + Color  |     |
|----------------|----------------|-------------------|----------------|----------------|----------------------|---------------------|-----------------|---------------|----------|-----|
| 2-1/2"         | 1-1/4"         | Yoke and axle/nut |                |                |                      | 13ZZ25GZ82**YAN     | 14ZZ25GZ8206YAN | 3-9/16"       | 2-13/16" |     |
|                |                | Soft Rubber       | 175            | Plain          | 13SR25GB82**YY       | 14SR25GB8206YY      |                 |               |          |     |
|                |                | Neo-Energizer™    | 250            | Ball           | 13EN25GB42**YY       | 14EN25GB4206YY      |                 |               |          |     |
|                |                | Thermo-Pro™       | 250            | Precision      | 13EN25GBP2**YY       | 14EN25GBP206YY      |                 |               |          |     |
|                |                |                   |                | Ball           | 13TP25G+44**YY       | 14TP25G+4406YY      | B,I             |               |          |     |
|                |                | Polyolefin        | 250            | Plain          | 13PO25GB82**YY       | 14PO25GB8206YY      |                 |               |          |     |
|                |                |                   |                |                | Ball                 | 13PP25G+42**YY      | 14PP25G+4206YY  |               |          | B,I |
|                |                | Nomadic™          | 250            | Ball           | 13NM25GI42**YY       | 14NM25GI42**YY      |                 |               |          |     |
| Hard Rubber    | 250            | Plain             | 13HR25GB82**YY | 14HR25GB8206YY |                      |                     |                 |               |          |     |
| Maxrok™        | 350            | Plain             | 13MA25GB82**YY | 14MX25GB8206YY |                      |                     |                 |               |          |     |
| 2-1/2"         | 1-3/8"         | Elastomer         | 350            | Precision      | 13SX25VIP2**YY       | 14SX25VIP206YY      |                 |               |          |     |
| 3"             | 1-1/4"         | Yoke and axle/nut |                |                |                      | 13ZZ30GZ82**YAN     | 14ZZ30GZ8206YAN | 4-1/8"        | 2-15/16" |     |
|                |                | Super-Soft™       | 105            | Annular        | 13SF30GI43**YY       | 14SF30GI43**YY      |                 |               |          |     |
|                |                | Soft Rubber       | 300            | Plain          | 13SR30GB82**YY       | 14SR30GB82**YY      |                 |               |          |     |
|                |                |                   |                | Ball           | 13SR30GB42**YY       | 14SR30GB42**YY      |                 |               |          |     |
|                |                | Nomadic™          | 300            | Delrin         | 13NM30G+5A**YY       | 14NM30G+5A**YY      |                 |               |          |     |
|                |                |                   |                | Annular        | 13NM30G+43**YY       | 14NM30G+43**YY      | I, L            |               |          |     |
|                |                | Conductive TPR    | 200            | Precision      | 13CN30GH44**YY       | 14CN30GH44**YY      |                 |               |          |     |
|                |                | Conductive SR     | 250            | Ball           | 13CT30GB42**YY       | 14CT30GB42**YY      |                 |               |          |     |
|                |                | Thermo-Pro™       | 210            | Precision      | 13TP30GI44**YY       | 14TP30GI44**YY      |                 |               |          |     |
|                |                |                   |                |                | 13TP30G+47**YY       | 14TP30G+47**YY      |                 |               |          |     |
|                |                | Sleeve            | 300            | Annular        | 13TP30G+90**YY       | 14TP30G+90**YY      |                 |               |          |     |
|                |                |                   |                |                | 13EL30GI43**YY       | 14EL30GI43**YY      |                 |               |          |     |
|                |                | Element™          | 300            | Ball           | 13PP30G+42**YY       | 14PP30G+42**YY      |                 |               |          |     |
|                |                |                   |                |                | 13PP30G+44**YY       | 14PP30G+44**YY      |                 |               |          |     |
|                |                |                   |                |                | 13PP30G+47**YY       | 14PP30G+47**YY      | K,W             |               |          |     |
|                |                |                   |                |                | 13PP30G+55**YY       | 14PP30G+55**YY      | A,D, I, K,S     |               |          |     |
| 13PP30G+90**YY | 14PP30G+90**YY |                   |                |                | T,Y                  |                     |                 |               |          |     |
| Polymadic™     | 300            | Delrin            | 13PP30G+90**YY | 14PP30G+90**YY |                      |                     |                 |               |          |     |
|                |                | Annular           | 13PM30GM5A**YY | 14PM30GM5A**YY |                      |                     |                 |               |          |     |
| Elite™         | 350            | Ball              | 13PM30GM43**YY | 14PM30GM43**YY |                      |                     |                 |               |          |     |
|                |                |                   | 13ET30GL42**YY | 14ET30GL42**YY |                      |                     |                 |               |          |     |
| Ergo-PU        | 350            | Dual Precision    | 13EU30GOD0**YY | 14EU30GOD0**YY |                      |                     |                 |               |          |     |



| Wheel Dia     | Tread Width    | Wheel Type        | Load Capacity  | Bearing Type   | Swivel Caster Part # | Rigid Caster Part # | O.A.H.         | Swivel Radius  | + Color        |                |     |
|---------------|----------------|-------------------|----------------|----------------|----------------------|---------------------|----------------|----------------|----------------|----------------|-----|
| 3"            | 1-1/4"         | DuraLastomer™     | 300            | Sleeve         | 13SU30GL90**YY       | 14SU30GL90**YY      | 4-1/8"         | 2-15/16"       |                |                |     |
|               |                | Polyon AL™        | 350            | Annular        | 13PA30G+43**YY       | 14PA30G+43**YY      |                |                | L, M           |                |     |
|               |                | Hard Rubber       | 300            | Ball           | 13HR30GB42**YY       | 14HR30GB42**YY      |                |                |                |                |     |
|               |                |                   |                | Plain          | 13HR30GB82**YY       | 14HR30GB82**YY      |                |                |                |                |     |
|               |                | GrayRok™          | 300            | Plain          | 13RK30GI82**YY       | 14RK30GI82**YY      |                |                |                |                |     |
|               |                |                   |                | Polyolefin     | 250                  | Plain               |                |                | 13PO30G+82**YY | 14PO30G+82**YY | B,Z |
|               |                |                   |                |                | 300                  | Sleeve              |                |                | 13PO30G+90**YY | 14PO30G+90**YY | J,Z |
|               |                | H.D. Polyolefin   | 300            | Ball           | 13PO30GZ42**YY       | 14PO30GZ42**YY      |                |                |                |                |     |
|               |                |                   |                | Plain          | 13HP30G+82**YY       | 14HP30G+82**YY      |                |                | B,E            |                |     |
|               |                | Nylon             | 300            | Sleeve         | 13NY30GE90**YY       | 14NY30GE90**YY      |                |                |                |                |     |
|               |                |                   |                | Precision      | 13NY30GE47**YY       | 14NY30GE47**YY      |                |                |                |                |     |
|               |                | Phenolic          | 300            | Top Hat        | 13PH30GB99**YY       | 14PH30GB99**YY      |                |                |                |                |     |
|               |                | H.T. Phenolic     | 200            | S.S. Top Hat   | 13HT30GQ97**YY       | 14HT30GQ97**YY      |                |                |                |                |     |
|               |                | BrimStone™        | 350            | S.S. Top Hat   | 13GN30G+97**YY       | 14GN30GQ+97**YY     |                |                | B,Q            |                |     |
|               |                | Semi-Steel        | 350            | Plain          | 13SS30GS82**YY       | 14SS30GS82**YY      |                |                |                |                |     |
| Sleeve        | 13SS30GS90**YY |                   |                | 14SS30GS90**YY |                      |                     |                |                |                |                |     |
| Sintered Iron | 350            | Plain             | 13SI30GS82**YY | 14SI30GS82**YY |                      |                     |                |                |                |                |     |
| V-Groove      | 350            | Plain             | 13VG30GT82**YY | 14VG30GT82**YY |                      |                     |                |                |                |                |     |
| Maxrok™       | 350            | Plain             | 13MA30GB82**YY | 14MA30GB82**YY |                      |                     |                |                |                |                |     |
| Conductive PU | 225            | Precision         | 13CU30GH44**YY | 14CU30GH44**YY |                      |                     |                |                |                |                |     |
| 3"            | 1-3/8"         | Neo-Energizer™    | 300            | Ball           | 13EN30VB42**YY       | 4EN30VB42**YY       |                |                |                |                |     |
|               |                |                   | 300            | Precision      | 13EN30VBP2**YY       | 14EN13VBP2**YY      |                |                |                |                |     |
|               |                | Elastomer         | 350            | Precision      | 13SX30VIP2**YY       | 14SX30VIP2**YY      |                |                |                |                |     |
| 3"            | 1-1/2"         | Phenolic          | 350            | Sleeve         | 13PH30HB90**YY       | 14PH30HB90**YY      |                |                |                |                |     |
|               |                |                   |                | Roller         | 13PH30HB03**YY       | 14PH30HB03**YY      |                |                |                |                |     |
|               |                | Brimstone™        | 350            | S.S. Top Hat   | 13GN30H+97**YY       | 14GN30H+97**YY      | B, Q           |                |                |                |     |
| 3"            | 1-1/4"         | Yoke and axle/nut |                |                | 13ZZ31GZ82**YAN      | 14ZZ31GZ8206YAN     |                |                |                |                |     |
|               |                | Super-Soft™       | 105            | Annular        | 13SF31GI43**YY       | 14SF31GI43**YY      |                |                |                |                |     |
|               |                | Soft Rubber       | 300            | Plain          | 13SR31GB82**YY       | 14SR31GB82**YY      |                |                |                |                |     |
|               |                |                   |                | Ball           | 13SR31GB42**YY       | 14SR31GB42**YY      |                |                |                |                |     |
|               |                | Nomadic™          | 300            | Delrin         | 13NM31G+5A**YY       | 14NM31G+5A**YY      | I, L           |                |                |                |     |
|               |                |                   |                | Annular        | 13NM31G+43**YY       | 14NM31G+43**YY      | I, L           |                |                |                |     |
|               |                | Conductive TPR    | 200            | Precision      | 13CN31GH44**YY       | 14CN31GH44**YY      |                |                |                |                |     |
|               |                | Conductive SR     | 250            | Ball           | 13CT31GB42**YY       | 14CT31GB42**YY      |                |                |                |                |     |
|               |                | Thermo-Pro™       | 210            | Precision      | 13TP31GI44**YY       | 14TP31GI44**YY      |                |                |                |                |     |
|               |                |                   |                |                | 13TP31G+47**YY       | 14TP31G+47**YY      | T,Y            |                |                |                |     |
|               |                |                   |                |                | Sleeve               | 13TP31G+90**YY      | 14TP31G+90**YY |                |                |                |     |
|               |                | Element™          | 300            | Annular        | 13EL31GI43**YY       | 14EL31GI43**YY      |                |                |                |                |     |
|               |                | Poly-Pro™         | 300            | Precision      | Ball                 | 13PP31G+42**YY      | 14PP31G+42**YY | K,W            |                |                |     |
|               |                |                   |                |                | 13PP31G+44**YY       | 14PP31G+44**YY      | A,D,I,S        |                |                |                |     |
|               |                |                   |                |                | 13PP31G+47**YY       | 14PP31G+47**YY      | T,Y            |                |                |                |     |
|               |                |                   |                |                | 13PP31G+55**YY       | 14PP31G+55**YY      | K,P,W          |                |                |                |     |
|               |                |                   |                |                | 13PP31G+90**YY       | 14PP31G+90**YY      | T,Y            |                |                |                |     |
|               |                | Polymadic™        | 300            | Annular        | 13PM31GM43**YY       | 14PM31GM43**YY      |                |                |                |                |     |
|               |                |                   |                | Delrin         | 13PM31GM5A**YY       | 14PM31GM5A**YY      |                |                |                |                |     |
|               |                | Elite™            | 350            | Ball           | 13ET31GL42**YY       | 14ET31GL42**YY      |                |                |                |                |     |
|               |                | Ergo-PU           | 350            | Dual Precision | 13EU31GOD0**YY       | 14EU31GOD0**YY      |                |                |                |                |     |
|               |                | DuraLastomer™     | 300            | Sleeve         | 13SU31GL90**YY       | 14SU31GL90**YY      |                |                |                |                |     |
|               |                | Polyon AL™        | 350            | Annular        | 13PA31G+43**YY       | 14PA31G+43**YY      | L, M           |                |                |                |     |
|               |                | Hard Rubber       | 300            | Ball           | 13HR31GB42**YY       | 14HR31GB42**YY      |                |                |                |                |     |
|               |                |                   |                | Plain          | 13HR31GB82**YY       | 14HR31GB82**YY      |                |                |                |                |     |
|               |                | GrayRok™          | 300            | Plain          | 13RK31GI82**YY       | 14RK31GI82**YY      |                |                |                |                |     |
|               |                |                   |                | Polyolefin     | 250                  | Plain               | 13PO31G+82**YY | 14PO31G+82**YY | B,Z            |                |     |
|               |                |                   |                |                | 300                  | Sleeve              | 13PO31G+90**YY | 14PO31G+90**YY | J,Z            |                |     |
|               |                | H.D. Polyolefin   | 300            | Ball           | 13PO31GZ42**YY       | 14PO31GZ42**YY      |                |                |                |                |     |
|               |                |                   |                | Plain          | 13HP31G+82**YY       | 14HP31G+82**YY      | B,E            |                |                |                |     |
|               |                | Nylon             | 300            | Sleeve         | 13NY31GE90**YY       | 14NY31GE90**YY      |                |                |                |                |     |
|               |                |                   |                | Precision      | 13NY31GE47**YY       | 14NY31GE47**YY      |                |                |                |                |     |
| Phenolic      | 300            | Top Hat           | 13PH31GB99**YY | 14PH31GB99**YY |                      |                     |                |                |                |                |     |
| H.T. Phenolic | 200            | S.S. Top Hat      | 13HT31GQ97**YY | 14HT31GQ97**YY |                      |                     |                |                |                |                |     |
| BrimStone™    | 350            | S.S. Top Hat      | 13GN31G+97**YY | 14GN31+Q97**YY | B,Q                  |                     |                |                |                |                |     |
| Semi-Steel    | 350            | Plain             | 13SS31GS82**YY | 14SS31GS82**YY |                      |                     |                |                |                |                |     |
|               |                | Sleeve            | 13SS31GS90**YY | 14SS31GS90**YY |                      |                     |                |                |                |                |     |
| Sintered Iron | 350            | Plain             | 13SI31GS82**YY | 14SI31GS82**YY |                      |                     |                |                |                |                |     |
| V-Groove      | 350            | Plain             | 13VG31GT82**YY | 14VG31GT82**YY |                      |                     |                |                |                |                |     |
| Maxrok™       | 350            | Plain             | 13MA31GB82**YY | 14MA31GB82**YY |                      |                     |                |                |                |                |     |
| Conductive PU | 225            | Precision         | 13CU31GH44**YY | 14CU31GH44**YY |                      |                     |                |                |                |                |     |





13/14 SERIES • CAPACITY 350

| Wheel Dia       | Tread Width | Wheel Type        | Load Capacity  | Bearing Type   | Swivel Caster Part # | Rigid Caster Part # | O.A.H.           | Swivel Radius | + Color |  |
|-----------------|-------------|-------------------|----------------|----------------|----------------------|---------------------|------------------|---------------|---------|--|
| 3"              | 1-1/2"      | Phenolic          | 350            | Sleeve         | 13PH31HB90**YY       | 14PH31HB90**YY      | 4"               | 3"            |         |  |
|                 |             | Brimstone™        | 300            | S.S. Top Hat   | 13GN31H+90**YY       | 14GN31H+90**YY      |                  |               | B,Q     |  |
| 3-1/2"          | 1-1/4"      | Yoke and axle/nut |                |                |                      | 13ZZ35GZ82**YAN     | 14ZZ35GZ82**YAN  | 4-5/8"        | 3-3/16" |  |
|                 |             | Super-Soft™       | 110            | Annular        | 13SF35GI43**YY       | 14SF35GI43**YY      |                  |               |         |  |
|                 |             | Soft Rubber       | 300            | Plain          | 13SR35GB82**YY       | 14SR35GB82**YY      |                  |               |         |  |
|                 |             | Rubber/Alu        | 300            | Annular        | 13RA35GI43**YY       | 14RA35GI43**YY      |                  |               |         |  |
|                 |             | Nomadic™          | 300            | Delrin         | 13NM35G+5A**YY       | 14NM35G+5A**YY      |                  |               |         |  |
|                 |             |                   |                | Annular        | 13NM35GI43**YY       | 14NM35GI43**YY      | I, L             |               |         |  |
|                 |             | Thermo-Pro™       | 230            | Precision      | 13TP35GI44**YY       | 14TP35GI44**YY      |                  |               |         |  |
|                 |             |                   |                | Sleeve         | 13TP35G+47**YY       | 14TP35G+47**YY      | T, Y             |               |         |  |
|                 |             | Element™          | 300            | Annular        | 13EL35GI43**YY       | 14EL35GI43**YY      |                  |               |         |  |
|                 |             | Poly-Pro™         | 300            | Ball           | 13PP35G+42**YY       | 14PP35G+42**YY      |                  |               |         |  |
|                 |             |                   |                | Precision      | 13PP35G+44**YY       | 14PP35G+44**YY      | K,P,W<br>A,D,I,S |               |         |  |
|                 |             |                   |                | Delrin         | 13PP35G+47**YY       | 14PP35G+47**YY      | T, Y             |               |         |  |
|                 |             |                   |                | Sleeve         | 13PP35G+55**YY       | 14PP35G+55**YY      | K,P,W<br>T, Y    |               |         |  |
|                 |             | Polymadic™        | 325            | Delrin         | 13PM35GM5A**YY       | 14PM35GM5A**YY      |                  |               |         |  |
|                 |             |                   |                | Annular        | 13PM35GM43**YY       | 14PM35GM43**YY      |                  |               |         |  |
|                 |             | Polygon AL™       | 350            | Annular        | 13PA35G+43**YY       | 14PA35G+43**YY      | L, M             |               |         |  |
|                 |             | Disc Wheel        | 250            | Ball           | 13UN35GLA3**YY       | 14UN35GLA3**YY      |                  |               |         |  |
|                 |             | Hard Rubber       | 300            | Plain          | 13HR35GB82**YY       | 14HR35GB82**YY      |                  |               |         |  |
|                 |             | Polyolefin        | 350            | Plain          | 13PO35GZ82**YY       | 14PO35GZ82**YY      |                  |               |         |  |
|                 |             |                   |                | Sleeve         | 13PO35GJ90**YY       | 14PO35GJ90**YY      |                  |               |         |  |
| Phenolic        | 350         | Top Hat           | 13PH35GB99**YY | 14PH35GB99**YY |                      |                     |                  |               |         |  |
| Semi-Steel      | 350         | Plain             | 13SS35GS82**YY | 14SS35GS82**YY |                      |                     |                  |               |         |  |
| BrimStone™      | 350         | S.S. Top Hat      | 13GN35GQ97**YY | 14GN35GQ97**YY |                      |                     |                  |               |         |  |
| 4"              | 1-1/4"      | Yoke and axle/nut |                |                |                      | 13ZZ40GZ82**YAN     | 14ZZ40GZ82**YAN  | 5-3/16"       | 3-1/2"  |  |
|                 |             | Super-Soft™       | 120            | Annular        | 13SF40GI43**YY       | 14SF40GI43**YY      |                  |               |         |  |
|                 |             | Soft Rubber       | 350            | Plain          | 13SR40GB82**YY       | 14SR40GB82**YY      |                  |               |         |  |
|                 |             |                   | 350            | Ball           | 13SR40GB42**YY       | 14SR40GB42**YY      |                  |               |         |  |
|                 |             | Blue Ergo™        | 350            | Roller         | 13BL40GL4R**YY       | 14BL40GL4R**YY      |                  |               |         |  |
|                 |             | Rubber/Alu        | 250            | Annular        | 13RA40GI43**YY       | 14RA40GI43**YY      |                  |               |         |  |
|                 |             |                   |                | Delrin         | 13NM40G+5A**YY       | 14NM40G+5A**YY      | I, L             |               |         |  |
|                 |             | Nomadic™          | 300            | Annular        | 13NM40G+43**YY       | 14NM40G+43**YY      | I, L             |               |         |  |
|                 |             | Conductive        | 250            | Precision      | 13CN40GH44**YY       | 14CN40GH44**YY      |                  |               |         |  |
|                 |             | Thermo-Pro™       | 250            | Precision      | 13TP40G+44**YY       | 14TP40G+44**YY      | A, I             |               |         |  |
|                 |             |                   |                | Sleeve         | 13TP40G+47**YY       | 14TP40G+47**YY      | T, Y             |               |         |  |
|                 |             | Element™          | 320            | Sleeve         | 13TP40G+90**YY       | 14TP40G+90**YY      | T, Y             |               |         |  |
|                 |             |                   |                | Annular        | 13EL40GI43**YY       | 14EL40GI43**YY      |                  |               |         |  |
|                 |             | Poly-Pro™         | 350            | Ball           | 13PP40G+42**YY       | 14PP40G+42**YY      | K,P,W            |               |         |  |
|                 |             |                   |                | Precision      | 13PP40G+44**YY       | 14PP40G+44**YY      | A,D,I,K,S        |               |         |  |
|                 |             |                   |                | Delrin         | 13PP40G+47**YY       | 14PP40G+47**YY      | T, Y             |               |         |  |
|                 |             |                   |                | Sleeve         | 13PP40G+55**YY       | 14PP40G+55**YY      | K,P,W<br>T, Y    |               |         |  |
|                 |             | Polymadic™        | 350            | Delrin         | 13PM40GM5A**YY       | 14PM40GM5A**YY      |                  |               |         |  |
|                 |             |                   |                | Annular        | 13PM40GM43**YY       | 14PM40GM43**YY      |                  |               |         |  |
|                 |             | Elite™            | 350            | Ball           | 13ET40GL42**YY       | 14ET40GL42**YY      |                  |               |         |  |
|                 |             | Ergo-PU           | 350            | Dual Precision | 13EU40GOD0**YY       | 14EU40GOD0**YY      |                  |               |         |  |
|                 |             | DuraLastomer™     | 350            | Sleeve         | 13SU40GL90**YY       | 14SU40GL90**YY      |                  |               |         |  |
|                 |             | Polygon AL™       | 350            | Annular        | 13PA40G+43**YY       | 14PA40G+43**YY      | L, M             |               |         |  |
|                 |             | Disc Wheel        | 270            | Ball           | 13UN40GLA3**YY       | 14UN40GLA3**YY      |                  |               |         |  |
|                 |             |                   |                | Plain          | 13HR40GB82**YY       | 14HR40GB82**YY      |                  |               |         |  |
|                 |             | Hard Rubber       | 350            | Ball           | 13HR40GB42**YY       | 14HR40GB42**YY      |                  |               |         |  |
|                 |             |                   |                | Plain          | 13RK40GI82**YY       | 14RK40GI82**YY      |                  |               |         |  |
|                 |             | Grayrok™          | 375            | Plain          | 13PO40G+82**YY       | 14PO40G+82**YY      | B, Z             |               |         |  |
|                 |             |                   |                | Sleeve         | 13PO40G+90**YY       | 14PO40G+90**YY      | J, Z             |               |         |  |
|                 |             |                   |                | Ball           | 13PO40GZ42**YY       | 14PO40GZ42**YY      |                  |               |         |  |
|                 |             | Polyolefin        | 350            | Plain          | 13HP40G+82**YY       | 14HP40G+82**YY      | B, E             |               |         |  |
|                 |             |                   |                | Precision      | 13NY40GE47**YY       | 14NY40GE47**YY      |                  |               |         |  |
| Nylon           | 350         | Sleeve            | 13NY40GE90**YY | 14NY40GE90**YY |                      |                     |                  |               |         |  |
| Phenolic        | 350         | Top Hat           | 13PH40GB99**YY | 14PH40GB99**YY |                      |                     |                  |               |         |  |
| H.T. Phenolic   | 250         | S.S. Top Hat      | 13HT40GQ97**YY | 14HT40GQ97**YY |                      |                     |                  |               |         |  |
| BrimStone™      | 350         | S.S. Top Hat      | 13GN40G+97**YY | 14GN40G+97**YY | B, Q                 |                     |                  |               |         |  |
| SteROLLizer™ AL | 300         | Sleeve            | 13BF40GC90**YZ | 14BF40GC90**YZ |                      |                     |                  |               |         |  |
| SteROLLizer™ SS | 300         | Sleeve            | 13SL40GC90**YY | 14SL40GC90**YY |                      |                     |                  |               |         |  |
| Semi-Steel      | 350         | Plain             | 13SS40GS82**YY | 14SS40GS82**YY |                      |                     |                  |               |         |  |
|                 |             | Sleeve            | 13SS40GS90**YY | 14SS40GS90**YY |                      |                     |                  |               |         |  |
| Conductive PU   | 250         | Precision         | 13CU40GH44**YY | 14CU40GH44**YY |                      |                     |                  |               |         |  |



| Wheel Dia.      | Tread Width | Wheel Type        | Load Capacity  | Bearing Type   | Swivel Caster Part # | Rigid Caster Part # | O.A.H.  | Swivel Radius | + Color |
|-----------------|-------------|-------------------|----------------|----------------|----------------------|---------------------|---------|---------------|---------|
| 4"              | 1-1/2"      | Polygon™          | 350            | Roller         | 13PU40H+03**YZ       | 14PU40H+03**YZ      | 5-3/16" | 3-1/2"        | G,V     |
|                 |             | Polygon AL™       | 350            | Roller         | 13PA40H+03**YZ       | 14PA40H+03**YZ      |         |               |         |
|                 |             | Polyolefin        | 350            | Roller         | 13PO40HB03**YZ       | 14PO40HB03**YZ      |         |               |         |
|                 |             | Phenolic          | 350            | Sleeve         | 13PH40HB90**YY       | 14PH40HB90**YY      |         |               |         |
|                 |             |                   |                | Roller         | 13PH40HB03**YZ       | 14PH40HB03**YZ      |         |               |         |
|                 |             | H.T. Phenolic     | 350            | Sleeve         | 13HT40HQ90**YY       | 14HT40HQ90**YY      |         |               |         |
|                 |             |                   |                | Roller         | 13HT40HQ03**YZ       | 14HT40HQ03**YZ      |         |               |         |
|                 |             | BrimStone™        | 350            | Sleeve         | 13GN40H+90**YY       | 14GN40H+90**YY      |         |               |         |
|                 |             | BrimStone™        | 350            | Roller         | 13GN40H+03**YY       | 13GN40H+03**YY      |         |               | B,Q     |
|                 |             | SteROLLizer™ AL   | 350            | SS Precision   | 13BH40HC61**YY       | 14BH40HC61**YY      |         |               |         |
| SteROLLizer™ SS | 350         | SS Precision      | 13SL40HC61**YY | 14SL40HC61**YY |                      |                     |         |               |         |
| Epoxy           | 350         | Dual Precision    | 13OV40H+P4**YZ | 14OV40H+P4**YZ |                      |                     |         |               |         |
|                 |             | Sleeve            | 13OV40H+90**YY | 14OV40H+90**YY | G,Q                  |                     |         |               |         |
| 4"              | 1-1/4"      | Yoke and axle/nut |                |                | 13ZZ4XGZ8211YAN      |                     | 5"      | 3-1/2"        |         |
|                 |             | Super-Soft™       | 120            | Annular        | 13SF4XGI4311YY       |                     |         |               |         |
|                 |             | Soft Rubber       | 350            | Plain          | 13SR4XGB8211YY       |                     |         |               |         |
|                 |             |                   |                | Ball           | 13SR4XGB4211YY       |                     |         |               |         |
|                 |             | Blue- Ergo™       | 350            | Roller         | 13BL4XGL4R11YY       |                     |         |               |         |
|                 |             | Rubber/Alu        | 250            | Annular        | 13RA4XGI4311YY       |                     |         |               |         |
|                 |             | Nomadic™          | 300            | Delrin         | 13NM4XG+5A11YY       |                     |         |               | I,L     |
|                 |             |                   |                | Annular        | 13NM4XG+4311YY       |                     |         |               | I,L     |
|                 |             | Conductive        | 250            | Precision      | 13CN4XGH4411YY       |                     |         |               |         |
|                 |             | Thermo-Pro™       | 250            | Precision      | 13TP4XG+4411YY       |                     |         |               | T,Y     |
|                 |             |                   |                | Sleeve         | 13TP4XG+4711YY       |                     |         |               | T,Y     |
|                 |             | Element™          | 320            | Annular        | 13EL4XGI4311YY       |                     |         |               |         |
|                 |             | Poly-Pro™         | 350            | Ball           | 13PP4XG+4211YY       |                     |         |               | K,P,W   |
|                 |             |                   |                | Precision      | 13PP4XG+4411YY       |                     |         |               | A,D,I,S |
|                 |             |                   |                |                | 13PP4XG+4711YY       |                     |         |               | T,Y     |
|                 |             |                   |                |                | 13PP40G+55**YY       |                     |         |               | K,P,W   |
|                 |             | Polymadic™        | 350            | Sleeve         | 13PP4XG+9011YY       |                     |         |               | T,Y     |
|                 |             |                   |                | Delrin         | 13PM4XGM5A11YY       |                     |         |               |         |
|                 |             | Elite™            | 350            | Annular        | 13PM4XGM4311YY       |                     |         |               |         |
|                 |             | Ergo-PU           | 350            | Ball           | 13ET4XGL4211YY       |                     |         |               |         |
|                 |             | DuraLastomer™     | 350            | Dual Precision | 13EU4XGOD011YY       |                     |         |               |         |
|                 |             | Polygon AL™       | 350            | Sleeve         | 13SU4XGL9011YY       |                     |         |               |         |
|                 |             | Disc Wheel        | 270            | Annular        | 13PA4XGL4311YY       |                     |         |               | L, M    |
|                 |             | Hard Rubber       | 350            | Ball           | 13UN4XGLA311YY       |                     |         |               |         |
|                 |             |                   |                | Plain          | 13HR4XGB8211YY       |                     |         |               |         |
|                 |             | Grayrok™          | 350            | Ball           | 13HR4XGB4211YY       |                     |         |               |         |
|                 |             |                   |                | Plain          | 13RK40GI8211YY       |                     |         |               |         |
|                 |             | Polyolefin        | 350            | Plain          | 13PO4XG+8211YY       |                     |         |               | B,Z     |
|                 |             |                   |                | Sleeve         | 13PO4XG+9011YY       |                     |         |               | J,Z     |
|                 |             |                   |                | Ball           | 13PO4XGZ4211YY       |                     |         |               |         |
|                 |             | H.D. Polyolefin   | 350            | Plain          | 13HP4XG+8211YY       |                     |         |               | B,E     |
|                 |             | Nylon             | 350            | Precision      | 13NY4XGE4711YY       |                     |         |               |         |
|                 |             |                   |                | Sleeve         | 13NY4XGE9011YY       |                     |         |               |         |
|                 |             | Phenolic          | 350            | Top Hat        | 13PH4XGB9911YY       |                     |         |               |         |
| H.T. Phenolic   | 250         | S.S. Top Hat      | 13HT4XGQ9711YY |                |                      |                     |         |               |         |
| BrimStone™      | 350         | S.S. Top Hat      | 13GN4XG+9711YY |                | B,Q                  |                     |         |               |         |
| SteROLLizer™ AL | 300         | Sleeve            | 13BF4XGC9011YZ |                |                      |                     |         |               |         |
| SteROLLizer™ SS | 300         | Sleeve            | 13SL4XGC9011YY |                |                      |                     |         |               |         |
| Semi-Steel      | 350         | Plain             | 13SS4XGS8211YY |                |                      |                     |         |               |         |
|                 |             | Sleeve            | 13SS4XGS9011YY |                |                      |                     |         |               |         |
| Conductive PU   | 250         | Precision         | 13CU4XGH4411YY |                |                      |                     |         |               |         |
| 4"              | 1-1/2"      | Polygon™          | 350            | Roller         | 13PU4XH+0311YZ       |                     | 5"      | 3-1/2"        | G,V     |
|                 |             | Polygon AL™       | 350            | Roller         | 13PA4XH+0311YZ       |                     |         |               | N,R     |
|                 |             | Polyolefin        | 350            | Roller         | 13PO4XHB0311YZ       |                     |         |               |         |
|                 |             | Phenolic          | 350            | Sleeve         | 13PH4XHB9011YY       |                     |         |               |         |
|                 |             |                   |                | Roller         | 13PH4XHB0311YZ       |                     |         |               |         |
|                 |             | H.T. Phenolic     | 350            | Sleeve         | 13HT4XHQ9011YY       |                     |         |               |         |
|                 |             |                   |                | Roller         | 13HT4XHQ0311YZ       |                     |         |               |         |
|                 |             | BrimStone™        | 350            | Sleeve         | 13GN4XH+9011YY       |                     |         |               |         |
|                 |             |                   |                | Roller         | 13GN4XH+0311YZ       |                     |         |               | B,Q     |
|                 |             | SteROLLizer™ AL   | 350            | SS Precision   | 13BH4XHC6111YY       |                     |         |               |         |
| SteROLLizer™ SS | 350         | SS Precision      | 13SL4XHC6111YY |                |                      |                     |         |               |         |
| Epoxy           | 350         | Dual Precision    | 13OV4XH+P411YY |                | G,Q                  |                     |         |               |         |
|                 |             | Sleeve            | 13OV4XH+9011YY |                | G,Q                  |                     |         |               |         |



| Wheel Dia.    | Tread Width    | Wheel Type        | Load Capacity  | Bearing Type   | Swivel Caster Part # | Rigid Caster Part # | O.A.H.          | Swivel Radius | + Color |      |
|---------------|----------------|-------------------|----------------|----------------|----------------------|---------------------|-----------------|---------------|---------|------|
| 5"            | 1-1/4"         | Yoke and axle/nut |                |                |                      | 13ZZ50GZ82**YAN     | 14ZZ50GZ82**YAN | 6-1/8"        | 4"      |      |
|               |                | Super-Soft™       | 125            | Annular        | 13SF50GI43**YY       | 14SF50GI43**YY      |                 |               |         |      |
|               |                | Soft Rubber       | 350            | Plain          | 13SR50GB82**YY       | 14SR50GB82**YY      |                 |               |         |      |
|               |                |                   |                | Ball           | 13SR50GB42**YY       | 14SR50GB42**YY      |                 |               |         |      |
|               |                | Blue- Ergo™       | 350            | Roller         | 13BL50GL4R**YY       | 14BL50GL4R**YY      |                 |               |         |      |
|               |                | Rubber/Alu        | 325            | Annular        | 13RA50GI43**YY       | 14RA50GI43**YY      |                 |               |         |      |
|               |                | Nomadic™          | 325            | Delrin         | 13NM50G+5A**YY       | 14NM50G+5A**YY      | I, L            |               |         |      |
|               |                |                   |                | Annular        | 13NM50G+43**YY       | 14NM50G+43**YY      | I, L            |               |         |      |
|               |                | Conductive        | 275            | Precision      | 13CN50GH44**YY       | 14CN50GH44**YY      |                 |               |         |      |
|               |                | Thermo-Pro™       | 300            | Precision      | 13TP50GI44**YY       | 14TP50GI44**YY      | T, Y            |               |         |      |
|               |                |                   |                | Sleeve         | 13TP50G+47**YY       | 14TP50G+47**YY      |                 |               |         |      |
|               |                | Element™          | 350            | Annular        | 13EL50GI43**YY       | 14EL50GI43**YY      |                 |               |         |      |
|               |                | Poly-Pro™         | 350            | Ball           | 13PP50G+42**YY       | 14PP50G+42**YY      | C, K, P, W      |               |         |      |
|               |                |                   |                | Precision      | 13PP50G+44**YY       | 14PP50G+44**YY      | I, A, D, S      |               |         |      |
|               |                |                   |                |                | 13PP50G+47**YY       | 14PP50G+47**YY      | T, Y            |               |         |      |
|               |                |                   |                | Delrin         | 13PP50G+55**YY       | 14PP50G+55**YY      | C, K, P, W      |               |         |      |
|               |                |                   |                | Sleeve         | 13PP50G+90**YY       | 14PP50G+90**YY      | T, Y            |               |         |      |
|               |                | Polymadic™        | 350            | Delrin         | 13PM50GM5A**YY       | 14PM50GM5A**YY      |                 |               |         |      |
|               |                |                   |                | Annular        | 13PM50GM43**YY       | 14PM50GM43**YY      |                 |               |         |      |
|               |                | Ergo-PU           | 350            | Dual Precision | 13EU50GOD0**YY       | 14EU50GOD0**YY      |                 |               |         |      |
|               |                | DuraLastomer™     | 350            | Sleeve         | 13SU50GL90**YY       | 14SU50GL90**YY      |                 |               |         |      |
|               |                | Polygon AL™       | 350            | Annular        | 13PA50G+43**YY       | 14PA50G+43**YY      | L, M            |               |         |      |
|               |                | Disc Wheel        | 300            | Ball           | 13UN50GLA3**YY       | 14UN50GLA3**YY      |                 |               |         |      |
|               |                |                   |                |                |                      |                     |                 |               |         |      |
|               |                | Hard Rubber       | 350            | Plain          | 13HR50GB82**YY       | 14HR50GB82**YY      |                 |               |         |      |
|               |                |                   |                | Ball           | 13HR50GB42**YY       | 14HR50GB42**YY      |                 |               |         |      |
|               |                | Grayrok™          | 350            | Plain          | 13RK50GI82**YY       | 14RK50GI82**YY      |                 |               |         |      |
|               |                | Polyolefin        | 350            | Plain          | 13PO50G+82**YY       | 14PO50G+82**YY      | B, Z            |               |         |      |
|               |                |                   |                | Sleeve         | 13PO50G+90**YY       | 14PO50G+90**YY      | J, Z            |               |         |      |
|               |                |                   |                | Ball           | 13PO50GZ42**YY       | 14PO50GZ42**YY      |                 |               |         |      |
|               |                | H.D. Polyolefin   | 350            | Plain          | 13HP50G+82**YY       | 14HP50G+82**YY      | B, E            |               |         |      |
|               |                | Nylon             | 350            | Precision      | 13NY50GE47**YY       | 14NY50GE47**YY      |                 |               |         |      |
| Sleeve        | 13NY50GE90**YY |                   |                | 14NY50GE90**YY |                      |                     |                 |               |         |      |
| Phenolic      | 350            | Top Hat           | 13PH50GB99**YY | 14PH50GB99**YY |                      |                     |                 |               |         |      |
| H.T. Phenolic | 300            | S.S. Top Hat      | 13HT50GQ97**YY | 14HT50GQ97**YY |                      |                     |                 |               |         |      |
| BrimStone™    | 350            | S.S. Top Hat      | 13GN50G+97**YY | 14GN50G+97**YY | B, Q                 |                     |                 |               |         |      |
| Semi-Steel    | 350            | Plain             | 13SS50GS82**YY | 14SS50GS82**YY |                      |                     |                 |               |         |      |
|               |                | Sleeve            | 13SS50GS90**YY | 14SS50GS90**YY |                      |                     |                 |               |         |      |
| Conductive PU | 250            | Precision         | 13CU50GH44**YY | 14CU50GH44**YY |                      |                     |                 |               |         |      |
| 5"            | 1-3/8"         | Neo-Energizer™    | 350            | Ball           | 13EN50VB42**YY       | 14EN50VB42**YY      |                 |               |         |      |
|               |                |                   | 350            | Precision      | 13EN50VBP2**YY       | 14EN50VBP2**YY      |                 |               |         |      |
| 5"            | 1-1/2"         | Polygon™          | 350            | Roller         | 13PU50H+03**YZ       | 14PU50H+03**YZ      | 6-1/8"          | 4"            | G, V    |      |
|               |                | Polygon AL™       | 350            | Roller         | 13PA50H+03**YZ       | 14PA50H+03**YZ      |                 |               | N, R    |      |
|               |                | Polyolefin        | 350            | Roller         | 13PO50HB03**YZ       | 14PO50HB03**YZ      |                 |               |         |      |
|               |                |                   |                | Sleeve         | 13PH50HB90**YY       | 14PH50HB90**YY      |                 |               |         |      |
|               |                | Phenolic          | 350            | Roller         | 13PH50HB03**YZ       | 14PH50HB03**YZ      |                 |               |         |      |
|               |                |                   |                | Sleeve         | 13HT50HQ90**YY       | 14HT50HQ90**YY      |                 |               |         |      |
|               |                | H.T. Phenolic     | 350            | Roller         | 13HT50HQ03**YZ       | 14HT50HQ03**YZ      |                 |               |         |      |
| Sleeve        | 13GN50H+90**YY |                   |                | 14GN50H+90**YY |                      |                     |                 |               |         |      |
| BrimStone™    | 350            | Sleeve            | 13GN50H+90**YY | 14GN50H+90**YY |                      |                     |                 |               |         |      |
|               |                | Roller            | 13GN50H+03**YZ | 14GN50H+03**YZ | B, Q                 |                     |                 |               |         |      |
| 6"            | 1-1/4"         | Yoke and axle/nut |                |                |                      | 13ZZ60GZ82**YAN     | 14ZZ60GZ82**YAN | 7-3/8"        | 4-9/16" |      |
|               |                | Poly-Pro™         | 350            | Precision      | 13PP60G+44**YY       | 14PP60G+44**YY      | A, I            |               |         |      |
|               |                |                   |                | Delrin         | 13PP60G+47**YY       | 14PP60G+47**YY      |                 |               |         | T, Y |
|               |                |                   |                |                | Sleeve               | 13PP60GI55**YY      |                 |               |         |      |
|               |                | Thermo-Pro™       | 300            | Precision      | 13TP60GI44**YY       | 14TP60GI44**YY      |                 |               |         |      |
|               |                |                   |                |                | 13TP60GT47**YY       | 14TP60GT47**YY      |                 |               |         |      |
| Sleeve        | 13TP60GT90**YY |                   |                | 14TP60GT90**YY |                      |                     |                 |               |         |      |
| 6-1/4"        | 1-1/4"         | Cushion-Ride™     | 200            | Ball           | 13CR61G+42**YY       | 14CR61G+42**YY      | 7-1/2"          | 4-11/16"      | A, I    |      |

# 21 Light Medium Duty - Stem Mount Series - 350LB

- Featuring the most commonly used mounting stems with 1-1/4" wide light medium duty wheels
- Bright Zinc Plated as standard, Black Electrocoat and Nickel are available as options
- Dust cover on the upper raceway as standard
- Double ball raceway swivel
- 3/8" Axle and nut
- NSF Listed

21NM50GI42-0H0000



21EU50D095-0K0000



21RK50GI8206-0T0000



21UX50GO6275YY



21PO50GB8268-0C0000



| Plate Code   | Overall Size                  | Bolt Hole Pattern             | Mounting Bolt Size             |                  |                 |      |
|--|-------------------------------|-------------------------------|--------------------------------|------------------|-----------------|------|
| 06   | 2-3/8" x 3-5/8"               | 1-3/4" x 2-7/8" slotted to 3" | 5/16"                          |                  |                 |      |
| Swivel Caster Plate features additional mounting holes for use on aluminum structural framing, modular carts & workstations. Two 5/16" holes centered at 3.22(between other holes, long way) |                               |                               |                                |                  |                 |      |
| Stem Code  | Size                          | Stem Type                     | Round Expandable Adapter Stem  |                  |                 |      |
| 60   | 3/8" - 16 x 3/4"              | Threaded                      | Stem Code                      | Expandable Range | Fit Tubing I.D. |      |
| 61   | 3/8" - 16 x 1"                |                               | 71                             | 0.720" - 0.851"  | 3/4"            |      |
| 62   | 3/8" - 16 x 1-1/2"            |                               | 72                             | 0.852" - 0.927"  | 7/8"            |      |
| 6S   | 1/2" - 13 x 3/8"              |                               | 7B                             | 0.900" - 0.980"  | 15/16"          |      |
| 66   | 1/2" - 13 x 3/4"              |                               | 73                             | 0.928" - 1.029"  | 1"              |      |
| 67   | 1/2" - 13 x 1"                |                               | 7A                             | 1.020" - 1.100"  | 1-1/16"         |      |
| 68   | 1/2" - 13 x 1-1/2"            |                               | 74                             | 1.110" - 1.180"  | 1-1/8"          |      |
| 69   | 1/2" - 13 x 2"                |                               | 78                             | 1.178" - 1.303"  | 1-3/16"         |      |
| 70   | 1/2" - 13 x 2-3/4"            |                               | 75                             | 1.360" - 1.425"  | 1-3/8"          |      |
| 88   | 3/4" - 10 x 1"                |                               | 76                             | 1.426" - 1.589"  | 1-1/2"          |      |
| 87   | 3/4" - 10 x 1-3/4"            |                               | 77                             | 1.790" - 1.850"  | 1-7/8"          |      |
| 81   | 5/8" - 11 x 1-3/4"            |                               | Square Expandable Adapter Stem |                  |                 |      |
| 91   | 7/16" x 1-3/8"                |                               | Grip Ring                      | R1               | 0.720" - 0.851" | 3/4" |
| 97   | 7/16" x 2"                    |                               |                                | R2               | 0.852" - 0.927" | 7/8" |
| 95   | 0.846" x 2-3/16"              | R3                            |                                | 0.928" - 1.029"  | 1"              |      |
| 41   | 7/8" x 2-1/4"                 | SQ. stem w/ Grip Ring*        | R4                             | 1.030" - 1.140"  | 1-1/8"          |      |
| 51   | 3/4" x 2"                     | SQ. 3 x 1/4" CRX DRL *        | R5                             | 1.360" - 1.425"  | 1-3/8"          |      |
| 42   | 7/8" x 2"                     | SQ. 3 x 5/16" CRX DRL *       | R6                             | 1.426" - 1.589"  | 1-1/2"          |      |
| 86   | 7/16" ID, for Pipe w/ 1" O.D. | Pipe Thread (NPT34)           | R7                             | 1.790" - 1.850"  | 1-7/8"          |      |
|  |                               |                               | U2                             | 0.852" - 0.927"  | 7/8"            |      |
|  |                               |                               | U5                             | 1.360" - 1.425"  | 1-3/8"          |      |

All square stems come with chamfered corners.



| Wheel Dia.    | Tread Width | Wheel Type        | Load Capacity  | Bearing Type   | Swivel Caster Part # | O.A.H.          | Swivel Radius | + Color  |     |
|---------------|-------------|-------------------|----------------|----------------|----------------------|-----------------|---------------|----------|-----|
| 2-1/2"        | 1-1/4"      | Yoke and axle/nut |                |                |                      | 21ZZ25GZ82**YAN | 3-7/16"       | 2-13/16" |     |
|               |             | Soft Rubber       | 175            | Plain          | 21SR25GB82**YY       |                 |               |          |     |
|               |             | Neo-Energizer™    | 250            | Precision      | 21EN25GBP2**YY       |                 |               |          |     |
|               |             |                   |                | Ball           | 21EN25GB42**YY       |                 |               |          |     |
|               |             | Thermo-Pro™       | 250            | Precision      | 21TP25G+44**YY       |                 |               |          |     |
|               |             |                   |                | Ball           | 21TP25G+42**YY       | B,I             |               |          |     |
|               |             | Polyolefin        | 250            | Plain          | 21PO25GB82**YY       |                 |               |          |     |
|               |             | Poly-Pro™         | 250            | Ball           | 21PP25G+42**YY       | M,W             |               |          |     |
| Hard Rubber   | 250         | Plain             | 21HR25GB82**YY |                |                      |                 |               |          |     |
| Maxrok™       | 350         | Plain             | 21MA25GB82**YY |                |                      |                 |               |          |     |
| 2-1/2"        | 1-3/8"      | Elastomer         | 350            | Precision      | 21SX25GIP2**YY       |                 |               |          |     |
| 3"            | 1-1/4"      | Yoke and axle/nut |                |                |                      | 21ZZ30GZ82**YAN | 4"            | 2-15/16" |     |
|               |             | Super-Soft™       | 105            | Annular        | 21SF30GI43**YY       |                 |               |          |     |
|               |             | Blue-Ergo™        | 300            | Roller         | 21BL50GL4R**YY       |                 |               |          |     |
|               |             | Soft Rubber       | 300            | Plain          | 21SR30GB82**YY       |                 |               |          |     |
|               |             |                   |                | Ball           | 21SR30GB42**YY       |                 |               |          |     |
|               |             | Nomadic™          | 300            | Delrin         | 21NM30G+5A**YY       | I,L             |               |          |     |
|               |             |                   |                | Annular        | 21NM30G+43**YY       | I,L             |               |          |     |
|               |             | Conductive TPR    | 200            | Precision      | 21CN30GH44**YY       |                 |               |          |     |
|               |             | Conductive SR     | 250            | Ball           | 21CT30GB42**YY       |                 |               |          |     |
|               |             | Thermo-Pro™       | 210            | Precision      | 21TP30GI44**YY       |                 |               |          |     |
|               |             |                   |                | Sleeve         | 21TP30G+47**YY       | T,Y             |               |          |     |
|               |             | Element™          | 300            | Annular        | 21EL30GI43**YY       |                 |               |          |     |
|               |             |                   |                | Ball           | 21PP30G+42**YY       | K,W             |               |          |     |
|               |             | Poly-Pro™         | 300            | Precision      | 21PP30G+44**YY       | A,D,I,S         |               |          |     |
|               |             |                   |                | Precision      | 21PP30G+47**YY       | T,Y             |               |          |     |
|               |             |                   |                | Delrin         | 21PP30G+55**YY       | K,P,W           |               |          |     |
|               |             | Polymadic™        | 300            | Sleeve         | 21PP30G+90**YY       | T,Y             |               |          |     |
|               |             |                   |                | Delrin         | 21PM30GM5A**YY       |                 |               |          |     |
|               |             | Elite™            | 350            | Annular        | 21PM30GM43**YY       |                 |               |          |     |
|               |             |                   |                | Ball           | 21ET30GL42**YY       |                 |               |          |     |
|               |             | Ergo-PU           | 350            | Dual Precision | 21EU30GOD0**YY       |                 |               |          |     |
|               |             | DuraLastomer™     | 300            | Sleeve         | 21SU30GL90**YY       |                 |               |          |     |
|               |             | Polygon AL™       | 350            | Annular        | 21PA30GL43**YY       |                 |               |          |     |
|               |             | Hard Rubber       | 300            | Ball           | 21HR30GB42**YY       |                 |               |          |     |
|               |             |                   |                | Plain          | 21HR30GB82**YY       |                 |               |          |     |
|               |             | GrayRok™          | 300            | Plain          | 21RK30GI82**YY       |                 |               |          |     |
|               |             | Polyolefin        | 250            | Plain          | 21PO30G+82**YY       | B,Z             |               |          |     |
|               |             |                   |                | 300            | Sleeve               | 21PO30G+90**YY  |               |          | J,Z |
|               |             |                   |                |                | Ball                 | 21PO30GZ42**YY  |               |          |     |
|               |             | H.D. Polyolefin   | 300            | Plain          | 21HP30G+82**YY       | B,E             |               |          |     |
|               |             | Nylon             | 300            | Sleeve         | 21NY30GE90**YY       |                 |               |          |     |
|               |             |                   |                | Precision      | 21NY30GE47**YY       |                 |               |          |     |
|               |             | Phenolic          | 300            | Top Hat        | 21PH30GB99**YY       |                 |               |          |     |
|               |             | H.T. Phenolic     | 200            | S.S. Top Hat   | 21HT30GQ97**YY       |                 |               |          |     |
| BrimStone™    | 350         | S.S. Top Hat      | 21GN30GQ97**YY |                |                      |                 |               |          |     |
| Semi-Steel    | 350         | Plain             | 21SS30GS82**YY |                |                      |                 |               |          |     |
|               |             | Sleeve            | 21SS30GS90**YY |                |                      |                 |               |          |     |
| Sintered Iron | 350         | Plain             | 21SI30GS82**YY |                |                      |                 |               |          |     |
| V-Groove      | 350         | Plain             | 21VG30GT82**YY |                |                      |                 |               |          |     |
| Maxrok™       | 350         | Plain             | 21MA30GB82**YY |                |                      |                 |               |          |     |
| Conductive PU | 225         | Precision         | 21CU30GH44**YY |                |                      |                 |               |          |     |
| 3"            | 1-3/8"      | Neo-Energizer™    | 300            | Ball           | 21EN30VB42**YY       |                 |               |          |     |
|               |             |                   | 300            | Precision      | 21EN30VBP2**YY       |                 |               |          |     |
|               | Elastomer   | 350               | Precision      | 21SX30VIP2**YY |                      |                 |               |          |     |
| 3"            | 1-1/2"      | Phenolic          | 350            | Sleeve         | 21PH30HB90**YY       |                 |               |          |     |
|               |             |                   | 350            | Roller         | 21PH30HB03**YZ       |                 |               |          |     |
|               | Brimstone™  | 350               | S.S. Top Hat   | 21GN30G+97**YY | B,Q                  |                 |               |          |     |



| Wheel Dia.      | Tread Width | Wheel Type        | Load Capacity  | Bearing Type   | Swivel Caster Part # | O.A.H.          | Swivel Radius | + Color |  |
|-----------------|-------------|-------------------|----------------|----------------|----------------------|-----------------|---------------|---------|--|
| 3-1/2"          | 1-1/4"      | Yoke and axle/nut |                |                |                      | 21ZZ35GZ82**YAN | 4-1/2"        | 3-3/16" |  |
|                 |             | Super-Soft™       | 110            | Annular        | 21SF35GI43**YY       |                 |               |         |  |
|                 |             | Soft Rubber       | 300            | Plain          | 21SR35GB82**YY       |                 |               |         |  |
|                 |             | Rubber/Alu        | 300            | Annular        | 21RA35GI43**YY       |                 |               |         |  |
|                 |             | Nomadic™          | 300            | Delrin         | 21NM35G+5A**YY       | I,L             |               |         |  |
|                 |             |                   |                | Annular        | 21NM35GI43**YY       |                 |               |         |  |
|                 |             | Thermo-Pro™       | 230            | Precision      | 21TP35GI44**YY       |                 |               |         |  |
|                 |             |                   |                | Sleeve         | 21TP35G+47**YY       | T,Y             |               |         |  |
|                 |             | Element™          | 300            | Annular        | 21TP35G+90**YY       |                 |               |         |  |
|                 |             |                   |                | Ball           | 21EL35GI43**YY       |                 |               |         |  |
|                 |             | Poly-Pro™         | 300            | Precision      | 21PP35G+42**YY       | K,W,P           |               |         |  |
|                 |             |                   |                |                | 21PP35G+44**YY       | A,D,I,S         |               |         |  |
|                 |             |                   |                | 21PP35G+47**YY | T,Y                  |                 |               |         |  |
|                 |             |                   |                | Delrin         | 21PP35G+55**YY       | K,P,W           |               |         |  |
|                 |             | Polymadic™        | 325            | Sleeve         | 21PP35G+90**YY       | T,Y             |               |         |  |
|                 |             |                   |                | Delrin         | 21PM35GM5A**YY       |                 |               |         |  |
|                 |             | Polygon AL™       | 350            | Annular        | 21PM35GM43**YY       |                 |               |         |  |
|                 |             | Disc Wheel        | 250            | Annular        | 21PA35G+43**YY       | L,M             |               |         |  |
|                 |             | Hard Rubber       | 300            | Ball           | 21UN35GLA3**YY       |                 |               |         |  |
| Polyolefin      | 350         | Plain             | 21HR35GB82**YY |                |                      |                 |               |         |  |
|                 |             | Sleeve            | 21PO35GZ82**YY |                |                      |                 |               |         |  |
| Phenolic        | 350         | Plain             | 21PO35GJ90**YY |                |                      |                 |               |         |  |
| Semi-Steel      | 350         | Top Hat           | 21PH35GB99**YY |                |                      |                 |               |         |  |
| BrimStone™      | 350         | Plain             | 21SS35GS82**YY |                |                      |                 |               |         |  |
|                 | 350         | S.S. Top Hat      | 21GN35GQ97**YY |                |                      |                 |               |         |  |
| 4"              | 1-1/4"      | yoke and axle/nut |                |                |                      | 21ZZ40GZ82**YAN | 5"            | 3-1/2"  |  |
|                 |             | Super-Soft™       | 120            | Annular        | 21SF40GI43**YY       |                 |               |         |  |
|                 |             | Soft Rubber       | 350            | Plain          | 21SR40GB82**YY       |                 |               |         |  |
|                 |             |                   | 350            | Ball           | 21SR40GB42**YY       |                 |               |         |  |
|                 |             | Blue-Ergo™        | 350            | Roller         | 21BL40GL4R**YY       |                 |               |         |  |
|                 |             | Rubber/Alu        | 250            | Annular        | 21RA40GI43**YY       |                 |               |         |  |
|                 |             | Nomadic™          | 300            | Delrin         | 21NM40GI5A**YY       |                 |               |         |  |
|                 |             |                   |                | Annular        | 21NM40GI43**YY       |                 |               |         |  |
|                 |             | Conductive        | 250            | Precision      | 21CN40GH44**YY       |                 |               |         |  |
|                 |             | Thermo-Pro™       | 250            | Precision      | 21TP40G+44**YY       | A,I             |               |         |  |
|                 |             |                   |                | Sleeve         | 21TP40G+47**YY       | T,Y             |               |         |  |
|                 |             | Element™          | 320            | Annular        | 21TP40G+90**YY       | T,Y             |               |         |  |
|                 |             |                   |                | Ball           | 21EL40GI43**YY       |                 |               |         |  |
|                 |             | Poly-Pro™         | 350            | Precision      | 21PP40G+42**YY       | K,P,W           |               |         |  |
|                 |             |                   |                |                | 21PP40G+44**YY       | A,D,I,S         |               |         |  |
|                 |             |                   |                | 21PP40G+47**YY | T,Y                  |                 |               |         |  |
|                 |             |                   |                | Sleeve         | 21PP40G+55**YY       | K,P,W           |               |         |  |
|                 |             | Polymadic™        | 350            | Sleeve         | 21PP40G+90**YY       | T,Y             |               |         |  |
|                 |             |                   |                | Delrin         | 21PM40GM5A**YY       |                 |               |         |  |
|                 |             | Elite™            | 350            | Annular        | 21PM40GM43**YY       |                 |               |         |  |
|                 |             | Ergo-PU           | 350            | Ball           | 21ET40GL42**YY       |                 |               |         |  |
|                 |             | DuraLastomer™     | 350            | Dual Precision | 21EU40GOD0**YY       |                 |               |         |  |
|                 |             | Polygon AL™       | 350            | Sleeve         | 21SU40GL90**YY       | L,M             |               |         |  |
|                 |             | Disc Wheel        | 270            | Annular        | 21PA40G+43**YY       |                 |               |         |  |
|                 |             | Hard Rubber       | 350            | Ball           | 21UN40GLA3**YY       |                 |               |         |  |
|                 |             |                   |                | Plain          | 21HR40GB82**YY       |                 |               |         |  |
|                 |             | GrayRok™          | 350            | Ball           | 21HR40GB42**YY       |                 |               |         |  |
|                 |             |                   |                | Plain          | 21RK40GI82**YY       |                 |               |         |  |
|                 |             | Polyolefin        | 350            | Plain          | 21PO40G+82**YY       | B,Z             |               |         |  |
|                 |             |                   |                | Sleeve         | 21PO40G+90**YY       | J,Z             |               |         |  |
|                 |             |                   |                | Ball           | 21PO40GZ42**YY       |                 |               |         |  |
|                 |             | H.D. Polyolefin   | 350            | Plain          | 21HP40G+82**YY       | B,E             |               |         |  |
|                 |             | Nylon             | 350            | Precision      | 21NY40GE47**YY       |                 |               |         |  |
|                 |             |                   |                | Sleeve         | 21NY40GE90**YY       |                 |               |         |  |
| Phenolic        | 350         | Top Hat           | 21PH40GB99**YY |                |                      |                 |               |         |  |
| H.T. Phenolic   | 250         | S.S. Top Hat      | 21HT40GQ97**YY |                |                      |                 |               |         |  |
| BrimStone™      | 350         | S.S. Top Hat      | 21GN40G+97**YY | B,Q            |                      |                 |               |         |  |
| SteROLLizer™ AL | 300         | Sleeve            | 21BF40GC90**YZ |                |                      |                 |               |         |  |
| SteROLLizer™ SS | 300         | Sleeve            | 21SL40GC90**YY |                |                      |                 |               |         |  |
| Semi-Steel      | 350         | Plain             | 21SS40GS82**YY |                |                      |                 |               |         |  |
|                 |             | Sleeve            | 21SS40GS90**YY |                |                      |                 |               |         |  |
| Conductive PU   | 250         | Precision         | 21CU40GH44**YY |                |                      |                 |               |         |  |

Add 1/8" for plate caster overall height.




| Wheel Dia.      | Tread Width | Wheel Type        | Load Capacity  | Bearing Type   | Swivel Caster Part # | O.A.H. | Swivel Radius | + Color |
|-----------------|-------------|-------------------|----------------|----------------|----------------------|--------|---------------|---------|
| 4"              | 1-1/2"      | Polyon™           | 350            | Roller         | 21PU40H+03**YZ       | 5"     | 3-1/2"        | G,V     |
|                 |             | Polyon AL™        | 350            | Roller         | 21PA40H+03**YZ       |        |               |         |
|                 |             | Polyolefin        | 350            | Roller         | 21PO40HB03**YZ       |        |               |         |
|                 |             | Phenolic          | 350            | Sleeve         | 21PH40HB90**YY       |        |               |         |
|                 |             |                   |                | Roller         | 21PH40HB03**YZ       |        |               |         |
|                 |             | H.T. Phenolic     | 350            | Sleeve         | 21HT40HQ90**YY       |        |               |         |
|                 |             |                   |                | Roller         | 21HT40HQ03**YZ       |        |               |         |
|                 |             | BrimStone™        | 350            | Sleeve         | 21GN40H+90**YY       |        |               |         |
|                 |             | BrimStone™        | 350            | Roller         | 21GN40H+03**YZ       |        |               |         |
|                 |             | SteROLLizer™ AL   | 350            | SS Precision   | 21BH40HC61**YY       |        |               |         |
| SteROLLizer™ SS | 350         | SS Precision      | 21SL40HC61**YY |                |                      |        |               |         |
| Epoxy           | 350         | Dual Precision    | 21OV40H+P4**YZ |                |                      |        |               |         |
|                 |             | Sleeve            | 21OV40H+90**YZ | G,Q            |                      |        |               |         |
| 5"              | 1-1/4"      | Yoke and axle/nut |                |                | 21ZZ50GZ82**YAN      | 6"     | 4"            |         |
|                 |             | Super-Soft™       | 125            | Annular        | 21SF50GI43**YY       |        |               |         |
|                 |             | Soft Rubber       | 350            | Plain          | 21SR50GB82**YY       |        |               |         |
|                 |             |                   |                | Ball           | 21SR50GB42**YY       |        |               |         |
|                 |             | Blue-Ergo™        | 350            | Roller         | 21BL50GL4R**YY       |        |               |         |
|                 |             | Rubber/Alu        | 325            | Annular        | 21RA50GI43**YY       |        |               |         |
|                 |             | Nomadic™          | 325            | Delrin         | 21NM50G+5A**YY       |        |               | I,L     |
|                 |             |                   |                | Annular        | 21NM50G+43**YY       |        |               | I,L     |
|                 |             | Conductive        | 275            | Precision      | 21CN50GH44**YY       |        |               |         |
|                 |             | Thermo-Pro™       | 300            | Precision      | 21TP50GI44**YY       |        |               |         |
|                 |             |                   |                | Sleeve         | 21TP50G+47**YY       |        |               | T,Y     |
|                 |             | Element™          | 350            | Annular        | 21EL50GI43**YY       |        |               |         |
|                 |             | Poly-Pro™         | 350            | Ball           | 21PP50G+42**YY       |        |               | C,K,P,W |
|                 |             |                   |                | Precision      | 21PP50G+44**YY       |        |               | A,D,I,S |
|                 |             |                   |                |                | 21PP50G+47**YY       |        |               | T,Y     |
|                 |             |                   |                | Delrin         | 21PP50G+55**YY       |        |               | C,K,P,W |
|                 |             | Sleeve            | 350            | 21PP50G+90**YY | T,Y                  |        |               |         |
|                 |             |                   |                | Delrin         | 21PM50GM5A**YY       |        |               |         |
|                 |             | Polymadic™        | 350            | Annular        | 21PM50GM43**YY       |        |               |         |
|                 |             |                   |                | Dual Precision | 21EU50GOD0**YY       |        |               |         |
|                 |             | Ergo-PU           | 350            | Sleeve         | 21SU50GL90**YY       |        |               |         |
|                 |             | Polyon AL™        | 350            | Annular        | 21PA50GL43**YY       |        |               |         |
|                 |             | Disc Wheel        | 300            | Ball           | 21UN50GLA3**YY       |        |               |         |
|                 |             | Hard Rubber       | 350            | Plain          | 21HR50GB82**YY       |        |               |         |
|                 |             |                   |                | Ball           | 21HR50GB42**YY       |        |               |         |
|                 |             | GrayRok™          | 350            | Plain          | 21RK50GI82**YY       |        |               |         |
|                 |             | Polyolefin        | 350            | Plain          | 21PO50G+82**YY       |        |               | B,Z     |
|                 |             |                   |                | Sleeve         | 21PO50G+90**YY       |        |               | J,Z     |
|                 |             |                   |                | Ball           | 21PO50GZ42**YY       |        |               |         |
|                 |             | H.D. Polyolefin   | 350            | Plain          | 21HP50G+82**YY       |        |               | B,E     |
|                 |             | Nylon             | 350            | Precision      | 21NY50GE47**YY       |        |               |         |
|                 |             |                   |                | Sleeve         | 21NY50GE90**YY       |        |               |         |
|                 |             | Phenolic          | 350            | Top Hat        | 21PH50GB99**YY       |        |               |         |
|                 |             | H.T. Phenolic     | 300            | S.S. Top Hat   | 21HT50GQ97**YY       |        |               |         |
|                 |             | BrimStone™        | 350            | S.S. Top Hat   | 21GN50G+97**YY       |        |               | B,Q     |
|                 |             | Semi-Steel        | 350            | Plain          | 21SS50GS82**YY       |        |               |         |
|                 |             |                   |                | Sleeve         | 21SS50GS90**YY       |        |               |         |
|                 |             | Conductive PU     | 250            | Precision      | 21CU50GH44**YY       |        |               |         |

Add 1/8" for plate caster overall height.

| Wheel Dia. | Tread Width    | Wheel Type     | Load Capacity | Bearing Type | Swivel Caster Part # | O.A.H. | Swivel Radius | + Color |    |    |     |
|------------|----------------|----------------|---------------|--------------|----------------------|--------|---------------|---------|----|----|-----|
| 5"         | 1-3/8"         | Neo-Energizer™ | 350           | Ball         | 21EN50VB42**YY       | 6"     | 4"            |         |    |    |     |
|            |                |                | 350           | Precision    | 21EN50VBP2**YY       |        |               |         |    |    |     |
| 5"         | 1-1/2"         | Polyon™        | 350           | Roller       | 21PU50H+03**YZ       |        |               |         | 6" | 4" | G,V |
|            |                | Polyon AL™     | 350           | Roller       | 21PA50H+03**YZ       |        |               |         |    |    | N,R |
|            |                | Polyolefin     | 350           | Roller       | 21PO50HB03**YZ       |        |               |         |    |    |     |
|            |                | Phenolic       | 350           | Sleeve       | 21PH50HB90**YY       |        |               |         |    |    |     |
|            |                |                |               | Roller       | 21PH50HB03**YZ       |        |               |         |    |    |     |
|            |                | H.T. Phenolic  | 350           | Sleeve       | 21HT50HQ90**YY       |        |               |         |    |    |     |
|            |                |                |               | Roller       | 21HT50HQ03**YZ       |        |               |         |    |    |     |
|            |                | BrimStone™     | 350           | Sleeve       | 21GN50H+90**YY       |        |               |         |    |    | B,Q |
| Roller     | 21GN50H+03**YZ |                |               |              |                      |        |               |         |    |    |     |

Add 1/8" for plate caster overall height.

## WHEELS



Notes





# 07 Light Medium Duty - Modular Stem Series - 350LB

- Bright Zinc plated as standard, Black Electrocoat and Nickel are available as options
- Featuring broad selections of different mounting stems with 1-1/4" wide wheels
- Double ball raceway swivel
- 3/8" Axle and nut
- NSF Listed

07UN50GLA3ZZ-0H0000



07PP50GI44ZZ-0K0000



07EU50GO55ZZ-0C0000



07PO30GB82ZZ-0T000X



| Stem Code | Size  | Stem Type                       | Modular Part #  |              |
|-----------|---|---------------------------------|-----------------|--------------|
| ZZ        | 1/2" diameter                                       | Hollow Kingpin                  |                 |              |
| E1        | Additional Adjustable Height 1.750" - 2.375"        |                                 | 07STAE1         |              |
| E2        | Additional Adjustable Height 1.875" - 2.500"        |                                 | 07STAE2         |              |
| E3        | Additional Adjustable Height 3.500" - 4.125"        |                                 | 07STAE3         |              |
| E4        | Additional Adjustable Height 3.500" - 5.000"        |                                 | 07STAE4         |              |
| F1        | Additional Adjustable Height 1.750" - 2.375"        |                                 | 07STAF1         |              |
| F2        | Additional Adjustable Height 1.875" - 2.500"        |                                 | 07STAF2         |              |
| F3        | Additional Adjustable Height 3.500" - 4.125"        |                                 | 07STAF3         |              |
| F4        | Additional Adjustable Height 3.500" - 5.000"        |                                 | 07STAF4         |              |
| B1        | Additional Adjustable Height 1.875" - 3.000"        | To fit 1-1/2" I.D. Round Tubing | 07STGB1         |              |
| 92        | 5/8" x 2-3/16"                                      | Grip Ring Stem                  | 07STG92         |              |
| 93        | 13/16" x 2-3/16"                                    |                                 | 07STG93         |              |
| 48        | 0.865" x 2-1/2" dual rings                          |                                 | 07STG48         |              |
| 85        | 1" x 2-3/16" dual rings                             |                                 | 07STG85         |              |
| 82        | 1-1/8" x 2-3/16" dual rings                         |                                 | 07STG82         |              |
| 22        | 1-1/4" x 2-3/16" dual rings                         |                                 | 07STG22         |              |
| 23        | 1-3/8" x 2-3/16" dual rings                         |                                 | 07STG23         |              |
| O1        | 1-1/4" x 4", 7/16" dia. crx drill, 2.5" from bottom | Round                           | 07STRO1         |              |
| 43        | 9/16" x 2-15/16", 2 x 5/16" dia. crx drill          | Square Stem                     | 07STS43         |              |
| 51        | 3/4" x 2", 3 x 1/4" dia. crx drill                  |                                 | 07STS51         |              |
| 55        | 7/8" x 2", 3 x 5/16" dia. crx drill                 |                                 | 07STS55         |              |
| 56        | 7/8" x 2", 3 x 5/16" dia. crx drill                 |                                 | 07STS56         |              |
| 41        | 7/8" x 2-1/4", 5/16" dia. crx drill                 |                                 | 07STO41         |              |
| Q6        | 1" x 2-1/2", 5/16" crx drill                        |                                 | 07STSQ6         |              |
| Q1        | 1-1/4" x 4" 7/16" dia. crx drill                    |                                 | 07STSQ1         |              |
| 33        | 7/16" - 14 x 1-1/2"                                 | Threaded                        | 07STT33         |              |
| 79        | 7/16" -14 x 2-1/4"                                  |                                 | 07STT79         |              |
| C8        | 1/2" - 13 x 3-1/8"                                  |                                 | 07STTC8         |              |
| C1        | 1/2" - 13 x 4"                                      |                                 | 07STTC1         |              |
| 80        | 5/8" - 11 x 1"                                      |                                 | 07STT80         |              |
| 81        | 5/8" - 11 x 1-3/4"                                  |                                 | 07STT81         |              |
| C2        | 5/8" - 11 x 4"                                      |                                 | 07STTC2         |              |
| 87        | 3/4" - 10 x 1-3/4"                                  |                                 | 07STT87         |              |
| 84        | 3/4" - 10 x 4"                                      |                                 | 07STT84         |              |
| C3        | 3/4" - 10 x 6"                                      |                                 | 07STTC3         |              |
| S5        | 3/4" - 10 x 10"                                     |                                 | 07STTS5         |              |
| M1        | M10 - 1.5 x 1-1/2"                                  |                                 | Metric Threaded | 07STTM10     |
| M3        | M12 - 1.75 x 1-3/4"                                 |                                 |                 | 07STTM12-134 |
| M6        | M16 - 2 x 1-1/2"                                    |                                 |                 | 07STTM16-112 |
| M7        | M20 - 2.5 x 1-3/4"                                  | 07STTM20-134                    |                 |              |

07 SERIES • CAPACITY 350

# Stems

|          |         |              |          |              |         |         |  |
|----------|---------|--------------|----------|--------------|---------|---------|--|
| 07STT80  | 07STT33 | 07STTM16-112 | 07STTM10 | 07STTM20-134 | 07STT81 | 07STTS5 |  |
|          |         |              |          |              |         |         |  |
| 07STT87  | 07STT79 | 07STTC8      | 07STT84  | 07STTC1      | 07STTC2 |         |  |
|          |         |              |          |              |         |         |  |
| 07STTC3  | 07STS56 | 07STS51      | 07STS55  | 07STSO41     | 07STS91 |         |  |
|          |         |              |          |              |         |         |  |
| 07STSQ43 | 07STR01 | 07STSQ1      | 07STG93  | 07STG92      | 07STG82 |         |  |
|          |         |              |          |              |         |         |  |
| 07STG85  | 07STG23 | 07STG48      | 07STAF1  | 07STAF2      | 07STAF3 |         |  |
|          |         |              |          |              |         |         |  |
| 07STAF4  | 07STAE1 | 07STAE2      | 07STAE3  | 07STAE4      | 07STGB1 |         |  |
|          |         |              |          |              |         |         |  |



| Wheel Dia.    | Tread Width | Wheel Type        | Load Capacity  | Bearing Type   | Swivel Caster Part # | O.A.H.          | Swivel Radius | + Color  |  |
|---------------|-------------|-------------------|----------------|----------------|----------------------|-----------------|---------------|----------|--|
| 2-1/2"        | 1-1/4"      | Yoke and axle/nut |                |                |                      | 07ZZ25GZ82ZZYAN | 3-7/16"       | 2-13/16" |  |
|               |             | Soft Rubber       | 175            | Plain          | 07SR25GB82**YY       |                 |               |          |  |
|               |             | Thermo-Pro™       | 250            | Precision      | 07TP25G+44**YY       | B,I             |               |          |  |
|               |             |                   |                | Ball           | 07TP25G+42**YY       | B,I             |               |          |  |
|               |             | Polyolefin        | 250            | Plain          | 07PO25GB82**YY       |                 |               |          |  |
|               |             | Poly-Pro™         | 250            | Ball           | 07PP25G+42**YY       | M,W             |               |          |  |
|               |             | Hard Rubber       | 250            | Plain          | 07HR25GB82**YY       |                 |               |          |  |
| Maxrok™       | 350         | Plain             | 07MA25GB82**YY |                |                      |                 |               |          |  |
| 3"            | 1-1/4"      | Yoke and axle/nut |                |                |                      | 07ZZ30GZ82ZZYAN | 4"            | 2-15/16" |  |
|               |             | Super-Soft™       | 105            | Annular        | 07SF30GI43**YY       |                 |               |          |  |
|               |             | Soft Rubber       | 300            | Plain          | 07SR30GB82**YY       |                 |               |          |  |
|               |             |                   |                | Ball           | 07SR30GB42**YY       |                 |               |          |  |
|               |             | Blue Ergo™        | 300            | Roller         | 07BL30GL4R**YY       |                 |               |          |  |
|               |             | Nomadic™          | 300            | Delrin         | 07NM30G+5A**YY       | I, L            |               |          |  |
|               |             |                   |                | Annular        | 07NM30G+43**YY       | I, L            |               |          |  |
|               |             | Conductive TPR    | 200            | Precision      | 07CN30GH44**YY       |                 |               |          |  |
|               |             | Conductive SR     | 250            | Ball           | 07CT30GB42**YY       |                 |               |          |  |
|               |             | Thermo-Pro™       | 210            | Precision      | 07TP30GI44**YY       |                 |               |          |  |
|               |             |                   |                |                | 07TP30G+47**YY       | T,Y             |               |          |  |
|               |             |                   |                | Sleeve         | 07TP30G+90**YY       |                 |               |          |  |
|               |             | Element™          | 300            | Annular        | 07EL30GI43**YY       |                 |               |          |  |
|               |             | Poly-Pro™         | 300            | Ball           | 07PP30G+42**YY       | K,W             |               |          |  |
|               |             |                   |                | Precision      | 07PP30G+44**YY       | A,D, I, K,S     |               |          |  |
|               |             |                   |                |                | 07PP30G+47**YY       | T,Y             |               |          |  |
|               |             |                   |                | Delrin         | 07PP30G+55**YY       | K,P,W           |               |          |  |
|               |             |                   |                | Sleeve         | 07PP30G+90**YY       | T,Y             |               |          |  |
|               |             | Polymadic™        | 300            | Delrin         | 07PM30GM5A**YY       |                 |               |          |  |
|               |             |                   |                | Annular        | 07PM30GM43**YY       |                 |               |          |  |
|               |             | Elite™            | 350            | Ball           | 07ET30GL42**YY       |                 |               |          |  |
|               |             | Ergo-PU           | 350            | Dual Precision | 07EU30GOD0**YY       |                 |               |          |  |
|               |             | DuraLastomer™     | 300            | Sleeve         | 07SU30GL90**YY       |                 |               |          |  |
|               |             | Polyon AL™        | 350            | Annular        | 07PA30GL43**YY       |                 |               |          |  |
|               |             | Hard Rubber       | 300            | Ball           | 07HR30GB42**YY       |                 |               |          |  |
|               |             |                   |                | Plain          | 07HR30GB82**YY       |                 |               |          |  |
|               |             | GrayRok™          | 300            | Plain          | 07RK30GI82**YY       |                 |               |          |  |
|               |             | Polyolefin        | 250            | Plain          | 07PO30G+82**YY       | B,Z             |               |          |  |
|               |             |                   |                | Sleeve         | 07PO30G+90**YY       | J,Z             |               |          |  |
|               |             |                   |                |                | Ball                 | 07PO30GZ42**YY  |               |          |  |
|               |             | H.D. Polyolefin   | 300            | Plain          | 07HP30G+82**YY       | B,E             |               |          |  |
|               |             | Nylon             | 300            | Sleeve         | 07NY30GE90**YY       |                 |               |          |  |
|               |             |                   |                | Precision      | 07NY30GE47**YY       |                 |               |          |  |
| Phenolic      | 300         | Top Hat           | 07PH30GB99**YY |                |                      |                 |               |          |  |
| H.T. Phenolic | 200         | S.S. Top Hat      | 07HT30GQ97**YY |                |                      |                 |               |          |  |
| BrimStone™    | 350         | S.S. Top Hat      | 07GN30G+97**YY | B,Q            |                      |                 |               |          |  |
| Semi-Steel    | 350         | Plain             | 07SS30GS82**YY |                |                      |                 |               |          |  |
|               |             | Sleeve            | 07SS30GS90**YY |                |                      |                 |               |          |  |
| Sintered Iron | 350         | Plain             | 07SI30GS82**YY |                |                      |                 |               |          |  |
| V-Groove      | 350         | Plain             | 07VG30GT82**YY |                |                      |                 |               |          |  |
| Maxrok™       | 350         | Plain             | 07MA30GB82**YY |                |                      |                 |               |          |  |
| Conductive PU | 225         | Precision         | 07CU30GH44**YY |                |                      |                 |               |          |  |
| 3"            | 1-3/8"      | Neo-Energizer™    | 300            | Ball           | 07EN50VB42**YY       |                 |               |          |  |
|               |             |                   |                | Precision      | 07EN50VBP2**YY       |                 |               |          |  |
| Elastomer     | 350         | Precision         | 07SX50VBP2**YY |                |                      |                 |               |          |  |
| 3"            | 1-1/2"      | Phenolic          | 350            | Sleeve         | 07PH30HB90**YY       |                 |               |          |  |
|               |             |                   |                | Roller         | 07PH30HB03**YZ       |                 |               |          |  |
| Brimstone™    | 350         | S.S. Top Hats     | 07GN25G+97**YY | B,Q            |                      |                 |               |          |  |



| Wheel Dia.      | Tread Width | Wheel Type        | Load Capacity  | Bearing Type   | Swivel Caster Part # | O.A.H.          | Swivel Radius | + Color |  |
|-----------------|-------------|-------------------|----------------|----------------|----------------------|-----------------|---------------|---------|--|
| 3-1/2"          | 1-1/4"      | Yoke and axle/nut |                |                |                      | 07ZZ35GZ82ZZYAN | 4-1/2"        | 3-3/16" |  |
|                 |             | Super-Soft™       | 110            | Annular        | 07SF35GI43**YY       |                 |               |         |  |
|                 |             | Soft Rubber       | 300            | Plain          | 07SR35GB82**YY       |                 |               |         |  |
|                 |             | Rubber/Alu        | 300            | Annular        | 07RA35GI43**YY       |                 |               |         |  |
|                 |             | Nomadic™          | 300            | Delrin         | 07NM35G+5A**YY       | I, L            |               |         |  |
|                 |             |                   |                | Annular        | 07NM35GI43**YY       |                 |               |         |  |
|                 |             | Thermo-Pro™       | 230            | Precision      | 07TP35GI44**YY       |                 |               |         |  |
|                 |             |                   |                |                | 07TP35G+47**YY       | T, Y            |               |         |  |
|                 |             |                   |                | Sleeve         | 07TP35G+90**YY       |                 |               |         |  |
|                 |             | Element™          | 300            | Annular        | 07EL35GI43**YY       |                 |               |         |  |
|                 |             | Poly-Pro™         | 300            | Ball           | 07PP35G+42**YY       | K, P, W         |               |         |  |
|                 |             |                   |                | Precision      | 07PP35G+44**YY       | A, D, I, S      |               |         |  |
|                 |             |                   |                |                | 07PP35G+47**YY       | T, Y            |               |         |  |
|                 |             |                   |                | Delrin         | 07PP35G+55**YY       | K, P, W         |               |         |  |
|                 |             | Polymadic™        | 325            | Sleeve         | 07PP35G+90**YY       | T, Y            |               |         |  |
|                 |             |                   |                | Delrin         | 07PM35GM5A**YY       |                 |               |         |  |
|                 |             |                   | Annular        | 07PM35GM43**YY |                      |                 |               |         |  |
|                 |             | Polyon AL™        | 350            | Annular        | 07PA35G+43**YY       | L, M            |               |         |  |
|                 |             | Disc Wheel        | 250            | Ball           | 07UN35GLA3**YY       |                 |               |         |  |
|                 |             | Hard Rubber       | 300            | Plain          | 07HR35GB82**YY       |                 |               |         |  |
| Polyolefin      | 350         | Plain             | 07PO35GZ82**YY |                |                      |                 |               |         |  |
|                 |             | Sleeve            | 07PO35GJ90**YY |                |                      |                 |               |         |  |
| Phenolic        | 350         | Top Hat           | 07PH35GB99**YY |                |                      |                 |               |         |  |
| Semi-Steel      | 350         | Plain             | 07SS35GS82**YY |                |                      |                 |               |         |  |
| BrimStone™      | 350         | S.S. Top Hat      | 07GN35GQ97**YY |                |                      |                 |               |         |  |
| 4"              | 1-1/4"      | Yoke and axle/nut |                |                |                      | 07ZZ40GZ82ZZYAN | 5"            | 3-1/2"  |  |
|                 |             | Super-Soft™       | 120            | Annular        | 07SF40GI43**YY       |                 |               |         |  |
|                 |             | Soft Rubber       | 350            | Plain          | 07SR40GB82**YY       |                 |               |         |  |
|                 |             |                   | 350            | Ball           | 07SR40GB42**YY       |                 |               |         |  |
|                 |             | Blue Ergo™        | 350            | Roller         | 07BL40GL4R**YY       |                 |               |         |  |
|                 |             | Rubber/Alu        | 250            | Annular        | 07RA40GI43**YY       |                 |               |         |  |
|                 |             | Nomadic™          | 300            | Delrin         | 07NM40G+5A**YY       | I, L            |               |         |  |
|                 |             |                   |                | Annular        | 07NM40G+43**YY       | I, L            |               |         |  |
|                 |             | Conductive        | 250            | Precision      | 07CN40GH44**YY       |                 |               |         |  |
|                 |             | Thermo-Pro™       | 250            | Precision      | 07TP40G+44**YY       | A, I            |               |         |  |
|                 |             |                   |                |                | 07TP40G+47**YY       | T, Y            |               |         |  |
|                 |             |                   |                | Sleeve         | 07TP40G+90**YY       | T, Y            |               |         |  |
|                 |             | Element™          | 320            | Annular        | 07EL40GI43**YY       |                 |               |         |  |
|                 |             | Poly-Pro™         | 350            | Ball           | 07PP40G+42**YY       | K, P, W         |               |         |  |
|                 |             |                   |                | Precision      | 07PP40G+44**YY       | A, D, I, S      |               |         |  |
|                 |             |                   |                |                | 07PP40G+47**YY       | T, Y            |               |         |  |
|                 |             |                   |                | Sleeve         | 07PP40G+55**YY       | K, P, W         |               |         |  |
|                 |             | Polymadic™        | 350            | Delrin         | 07PM40GM5A**YY       | T, Y            |               |         |  |
|                 |             |                   |                | Annular        | 07PM40GM43**YY       |                 |               |         |  |
|                 |             | Elite™            | 350            | Ball           | 07ET40GL42**YY       |                 |               |         |  |
|                 |             | Ergo-PU           | 350            | Dual Precision | 07EU40GOD0**YY       |                 |               |         |  |
|                 |             | DuraLastomer™     | 350            | Sleeve         | 07SU40GL90**YY       |                 |               |         |  |
|                 |             | Polyon AL™        | 350            | Annular        | 07PA40G+43**YY       | L, M            |               |         |  |
|                 |             | Disc Wheel        | 270            | Ball           | 07UN40GLA3**YY       |                 |               |         |  |
|                 |             | Hard Rubber       | 350            | Plain          | 07HR40GB82**YY       |                 |               |         |  |
|                 |             |                   |                | Ball           | 07HR40GB42**YY       |                 |               |         |  |
|                 |             | Maxrok™           | 350            | Plain          | 07MA40GI82**YY       |                 |               |         |  |
|                 |             | Polyolefin        | 350            | Plain          | 07PO40G+82**YY       | B, Z            |               |         |  |
|                 |             |                   |                | Sleeve         | 07PO40G+90**YY       | J, Z            |               |         |  |
|                 |             |                   |                | Ball           | 07PO40GZ42**YY       |                 |               |         |  |
|                 |             | H.D. Polyolefin   | 350            | Plain          | 07HP40G+82**YY       | B, E            |               |         |  |
|                 |             | Nylon             | 350            | Precision      | 07NY40GE47**YY       |                 |               |         |  |
|                 |             |                   |                | Sleeve         | 07NY40GE90**YY       |                 |               |         |  |
|                 |             | Phenolic          | 350            | Top Hat        | 07PH40GB99**YY       |                 |               |         |  |
| H.T. Phenolic   | 250         | S.S. Top Hat      | 07HT40GQ97**YY |                |                      |                 |               |         |  |
| BrimStone™      | 350         | S.S. Top Hat      | 07GN40G+97**YY | B, Q           |                      |                 |               |         |  |
| SteROLLizer™ AL | 300         | Sleeve            | 07BF40GC90**YY |                |                      |                 |               |         |  |
| SteROLLizer™ SS | 300         | Sleeve            | 07SL40GC90**YY |                |                      |                 |               |         |  |
| Semi-Steel      | 350         | Plain             | 07SS40GS82**YY |                |                      |                 |               |         |  |
|                 |             | Sleeve            | 07SS40GS90**YY |                |                      |                 |               |         |  |
| Conductive PU   | 250         | Precision         | 07CU40GH44**YY |                |                      |                 |               |         |  |



07 SERIES • CAPACITY 350

| Wheel Dia.      | Tread Width | Wheel Type        | Load Capacity  | Bearing Type   | Swivel Caster Part # | O.A.H. | Swivel Radius | + Color |
|-----------------|-------------|-------------------|----------------|----------------|----------------------|--------|---------------|---------|
| 4"              | 1-1/2"      | Polygon™          | 350            | Roller         | 07PU40H+03**YZ       | 5"     | 3-1/2"        | G,V     |
|                 |             | Polygon AL™       | 350            | Roller         | 07PA40H+03**YZ       |        |               | N,R     |
|                 |             | Polyolefin        | 350            | Roller         | 07PO40HB03**YZ       |        |               |         |
|                 |             | Phenolic          | 350            | Sleeve         | 07PH40HB90**YY       |        |               |         |
|                 |             |                   |                | Roller         | 07PH40HB03**YZ       |        |               |         |
|                 |             | H.T. Phenolic     | 350            | Sleeve         | 07HT40HQ90**YY       |        |               |         |
|                 |             |                   |                | Roller         | 07HT40HQ03**YZ       |        |               |         |
|                 |             | BrimStone™        | 350            | Sleeve         | 07GN40H+90**YY       |        |               |         |
|                 |             | BrimStone™        | 350            | Roller         | 07GN40H+03**YZ       |        |               | B,Q     |
|                 |             | SteROLLizer™ AL   | 350            | SS Precision   | 07BF40HC61**YY       |        |               |         |
| SteROLLizer™ SS | 350         | SS Precision      | 07SL40HC61**YY |                |                      |        |               |         |
| Epoxy           | 350         | Dual Precision    | 07OV40H+P4**YZ |                |                      |        |               |         |
|                 |             | Sleeve            | 07OV40H+90**YY | G,Q            |                      |        |               |         |
| 5"              | 1-1/4"      | Yoke and axle/nut |                |                | 07ZZ50GZ82ZZYAN      | 6"     | 4"            |         |
|                 |             | Super-Soft™       | 125            | Annular        | 07SF50GI43**YY       |        |               |         |
|                 |             | Soft Rubber       | 350            | Plain          | 07SR50GB82**YY       |        |               |         |
|                 |             |                   |                | Ball           | 07SR50GB42**YY       |        |               |         |
|                 |             | Blue- Ergo™       | 350            | Roller         | 07BL50GL4R**YY       |        |               |         |
|                 |             | Rubber/Alu        | 325            | Annular        | 07RA50GI43**YY       |        |               |         |
|                 |             | Nomadic™          | 325            | Delrin         | 07NM50G+5A**YY       |        |               |         |
|                 |             |                   |                | Annular        | 07NM50G+43**YY       |        |               | I, L    |
|                 |             | Conductive        | 275            | Precision      | 07CN50GH44**YY       |        |               |         |
|                 |             | Thermo-Pro™       | 300            | Precision      | 07TP50GI44**YY       |        |               |         |
|                 |             |                   |                | Sleeve         | 07TP50G+47**YY       |        |               | T,Y     |
|                 |             | Element™          | 350            | Annular        | 07EL50GI43**YY       |        |               |         |
|                 |             | Poly-Pro™         | 350            | Ball           | 07PP50G+42**YY       |        |               | C,K,P,W |
|                 |             |                   |                | Precision      | 07PP50G+44**YY       |        |               | A,D,I,S |
|                 |             |                   |                |                | 07PP50G+47**YY       |        |               | T,Y     |
|                 |             |                   |                | Delrin         | 07PP50G+55**YY       |        |               | C,K,P,W |
|                 |             |                   |                | Sleeve         | 07PP50G+90**YY       |        |               | T,Y     |
|                 |             | Polymadic™        | 350            | Delrin         | 07PM50GM5A**YY       |        |               |         |
|                 |             |                   |                | Annular        | 07PM50GM43**YY       |        |               |         |
|                 |             | Ergo-PU           | 350            | Dual Precision | 07EU50GOD0**YY       |        |               |         |
|                 |             | DuraLastomer™     | 350            | Sleeve         | 07SU50GL90**YY       |        |               |         |
|                 |             | Polygon AL™       | 350            | Annular        | 07PA50GL43**YY       |        |               |         |
|                 |             | Disc Wheel        | 300            | Ball           | 07UN50GLA3**YY       |        |               |         |
|                 |             | Hard Rubber       | 350            | Plain          | 07HR50GB82**YY       |        |               |         |
|                 |             |                   |                | Ball           | 07HR50GB42**YY       |        |               |         |
|                 |             | Maxrok™           | 350            | Plain          | 07RK50GI82**YY       |        |               |         |
|                 |             | Polyolefin        | 350            | Plain          | 07PO50G+82**YY       |        |               | B,Z     |
|                 |             |                   |                | Sleeve         | 07PO50G+90**YY       |        |               | J,Z     |
|                 |             |                   |                | Ball           | 07PO50GZ42**YY       |        |               |         |
|                 |             | H.D. Polyolefin   | 350            | Plain          | 07HP50G+82**YY       |        |               | B,E     |
|                 |             | Nylon             | 350            | Precision      | 07NY50GE47**YY       |        |               |         |
|                 |             |                   |                | Sleeve         | 07NY50GE90**YY       |        |               |         |
|                 |             | Phenolic          | 350            | Top Hat        | 07PH50GB99**YY       |        |               |         |
|                 |             | H.T. Phenolic     | 300            | S.S. Top Hat   | 07HT50GQ97**YY       |        |               |         |
| BrimStone™      | 350         | S.S. Top Hat      | 07GN50G+97**YY | B,Q            |                      |        |               |         |
| Semi-Steel      | 350         | Plain             | 07SS50GS82**YY |                |                      |        |               |         |
|                 |             | Sleeve            | 07SS50GS90**YY |                |                      |        |               |         |
| Conductive PU   | 250         | Precision         | 07CU50GH44**YY |                |                      |        |               |         |
| 5"              | 1-3/8"      | Neo-Energizer™    | 350            | Ball           | 07EN50VB42**YY       | 6"     | 4"            |         |
|                 |             |                   | 350            | Precision      | 07EN50VBP2**YY       |        |               |         |
| 5"              | 1-1/2"      | Polygon™          | 350            | Roller         | 07PU50H+03**YZ       | 6"     | 4"            | G,V     |
|                 |             | Polygon AL™       | 350            | Roller         | 07PA50H+03**YZ       |        |               | N,R     |
|                 |             | Polyolefin        | 350            | Roller         | 07PO50HB03**YZ       |        |               |         |
|                 |             | Phenolic          | 350            | Sleeve         | 07PH50HB90**YY       |        |               |         |
|                 |             |                   |                | Roller         | 07PH50HB03**YZ       |        |               |         |
|                 |             | H.T. Phenolic     | 350            | Sleeve         | 07HT50HQ90**YY       |        |               |         |
|                 |             |                   |                | Roller         | 07HT50HQ03**YZ       |        |               |         |
| BrimStone™      | 350         | Sleeve            | 07GN50H+90**YY | B,Q            |                      |        |               |         |
|                 |             | Roller            | 07GN50H+03**YZ |                |                      |        |               |         |



# 75/76/78/T3 Light Medium Duty - Complete Series - 350LB

- Featuring 1-1/4" wide light medium duty complete series of swivel, rigid and total lock caster
- Bright Zinc Plated as standard, Black Electrocoat and Nickel are available as options
- Double ball raceway swivel
- 3/8" Axle and nut
- NSF Listed

75PP50GP47U1-0T0000



75PP50GD4406YY



75EU50GOD006YY



76PP50UI4406YY



T3PM50GM4306YY



75PP50GA4467-0T0000



78SU50GL9006-0V0000



76RA50GI4306YY



| Plate Code | Overall Size  | Bolt Hole Pattern   | Mounting Bolt Size |
|------------|---|---|--------------------|
| 06         | 2-3/8" x 3-5/8"   | 1-3/4" x 2-7/8" slotted to 3"   | 5/16"              |
| 11         | 3-1/8" x 4-1/8"   | 1-3/4" x 2-15/16" to 2-3/8" x 3-3/8"                                    | 3/8"               |
| A1         | 3-1/8" x 4-1/8"   | 1-3/4" x 2-15/16" to 2-3/8" x 3-3/8"                                    | 3/8"               |
|            | Swivel Caster Plate features additional mounting holes for use on aluminum structural framing, modular carts & workstations. Two 5/16" holes centered at 3.50" (between other holes, long way). |   |                    |
| 16         | 3-1/2" x 3-1/2"   | 2-5/8" x 2-5/8" to 2-3/4" x 2-3/4"                                      | 5/16"              |
| 17         | 4" x 4-1/2"   | 2-5/8" x 3-5/8" to 3" x 3"  | 3/8"               |
| U1         | 3-1/2" x 3-1/2"   | 1-3/4" x 2-7/8" slotted to 3", co-exist with 2-3/4" x 2-3/4" to 3" x 3" | 5/16"              |
| 99         | 5-1/2" x 5-1/2"   | 4-3/4" x 4-3/4" to 3-1/2" x 3-1/2"                                      | 5/16"              |

Caster Overall Height & Swivel Radius

| Size | Code | Overall Height* |        | Swivel Radius |          |
|------|------|-----------------|--------|---------------|----------|
|      |      | #75             | #75    | #75           | T3       |
| 3"   | 30   | 4-1/8"          | 3"     | 3"            | 4-5/8"   |
| 3.5" | 35   | 4-5/8"          | 3-1/4" | 3-13/32"      | 4-23/32" |
| 4"   | 40   | 5-1/8"          | 4"     | 4-15/32"      |          |
| 5"   | 50   | 6-1/4"          | 4-1/8" | 4-1/8"        |          |
| 6"   | 60   | 7-3/16"         | 4-1/8" | 4-1/8"        |          |
| 6"   | 61   | 7-1/4"          | 4-1/8" | 4-1/8"        | 4-1/8"   |

\*Reduce overall height 1/8" for stem casters



| Stem Code | Size  | Stem Type  | Round Expandable Adapter Stem         |   |                  |
|-----------|---|--|---------------------------------------|---|------------------|
|           |   |  | Stem Code                             | Expandable Range                                    | Fits Tubing I.D. |
| E1        | Additional Adjustable Height 1.750" - 2.375"  | With mounting plate 2-3/8" x 3-5/8", with bolt hole pattern 1-3/4" x 2-7/8" to 3"              |                                       |   |                  |
| E2        | Additional Adjustable Height 1.875" - 2.500"  |  | 71                                    | 0.720" - 0.851"                                     | 3/4"             |
| E3        | Additional Adjustable Height 3.500" - 4.125"  |  | 72                                    | 0.852" - 0.927"                                     | 7/8"             |
| E4        | Additional Adjustable Height 3.500" - 5.000"  |  | 7B                                    | 0.900" - 0.980"                                     | 15/16"           |
| F1        | Additional Adjustable Height 1.750" - 2.375"  | With mounting plate 3-1/2" x 3-1/2", with bolt hole pattern 2-3/4" - 2-5/8" to 2-5/8" - 2-3/4" | 73                                    | 0.928" - 1.029"                                     | 1"               |
| F2        | Additional Adjustable Height 1.875" - 2.500"  |  | 7A                                    | 1.020" - 1.100"                                     | 1-1/16"          |
| F3        | Additional Adjustable Height 3.500" - 4.125"  |  | 74                                    | 1.110" - 1.180"                                     | 1-1/8"           |
| F4        | Additional Adjustable Height 3.500" - 5.000"  |  | 78                                    | 1.178" - 1.303"                                     | 1-3/16"          |
| B1        | Additional Adjustable Height 1.875" - 3.000"  | Adjustable Stem to fit 1-1/2" ID Round Tubing  | 75                                    | 1.360" - 1.425"                                     | 1-3/8"           |
| 86        | 1" O.D. Pipe Thread                           | Pipe Adapter   | 76                                    | 1.426" - 1.589"                                     | 1-1/2"           |
| 62        | 3/8" -16 x 1-1/2"                             | Threaded   | 77                                    | 1.790" - 1.850"                                     | 1-7/8"           |
| 3B        | 7/16" - 14 X 5/8"                             | Threaded   | <b>Square Expandable Adapter Stem</b> |   |                  |
| 33        | 7/16" - 14 X 1-1/2"                           | Threaded   | R1                                    | 0.720" - 0.851"                                     | 3/4"             |
| 66        | 1/2" -13 x 3/4"                               | Threaded   | R2                                    | 0.852" - 0.927"                                     | 7/8"             |
| 67        | 1/2" - 13 x 1"                                | Threaded   | R3                                    | 0.928" - 1.029"                                     | 1"               |
| 68        | 1/2" - 13 x 1-1/2"                            | Threaded   | R4                                    | 1.030" - 1.140"                                     | 1-1/8"           |
| 70        | 1/2" - 13 x 2-3/4"                            | Threaded   | R5                                    | 1.360" - 1.425"                                     | 1-3/8"           |
| C1        | 1/2" - 13 x 4"                                | Threaded   | R6                                    | 1.426" - 1.589"                                     | 1-1/2"           |
| 80        | 5/8" - 11 x 1-1/4"                            | Threaded   | R7                                    | 1.790" - 1.850"                                     | 1-7/8"           |
| 81        | 5/8" - 11 x 1-3/4"                            | Threaded   | U2                                    | 0.852" - 0.927"                                     | 7/8"             |
| C2        | 5/8" - 11 x 4"                                | Threaded   | U5                                    | 1.360" - 1.425"                                     | 1-3/8"           |
| 88        | 3/4" - 10 x 1"                                | Threaded   | <b>Modular Stem</b>                   |   |                  |
| 87        | 3/4" - 10 x 1-3/4"                            | Threaded   | ZZ                                    | 1/2" diameter                                       |                  |
| 84        | 3/4" - 10 x 4"                                | Threaded   | 85                                    | 1" x 2-3/16" dual rings                             | Round Grip Ring  |
| S7        | 3/4" - 10 x 4-1/4"                            | Threaded   | 82                                    | 1-1/8" x 2-3/16" dual rings                         |                  |
| C3        | 3/4" - 10 x 6"                                | Threaded   | 22                                    | 1-1/4" x 2-3/16" dual rings                         |                  |
| 91        | 7/16" - 1-3/8"                                | Round Grip Ring  | 23                                    | 1-3/8" x 2-3/16" dual rings                         |                  |
| 92        | 5/8" x 2-3/16"                                | Round Grip Ring  | O1                                    | 1-1/4" X 4". 7/16" dia. crx drill, 2.5" from bottom | Round            |
| 93        | 13/16" x 2-3/16"                              | Round Grip Ring  | 43                                    | 9/16" x 2-15/16", 2 x 5/16" dia. crx drill          | Square           |
| 95        | 0.846" x 2-3/16"                              | Round Grip Ring  | Q1                                    | 1-1/2" x 4" dual rings                              |                  |
| 48        | 0.865" x 2-1/2"                               | Round Grip Ring  | 79                                    | 7/16" - 14 x 2-1/4"                                 | Threaded         |
| 41        | 7/8" x 2-1/4"                                 | Octagon Grip Ring  | C8                                    | 1/2" - 13 x 3-1/8"                                  |                  |
| 51        | 3/4" x 2" w/ 3 x 1/4" CRX DRL                 | Square Stem  | S5                                    | 3/4" - 10 x 10"                                     |                  |
| W4        | 0.825" x 2.5" w/ 1/4" dia. 2-1/8" from bottom | Square Stem  | M1                                    | M10 - 1.5 x 1.5"                                    | Metric Threaded  |
| 42        | 7/8" x2" w/ 3 x 5/16" CRX DRL                 | Square Stem  | M3                                    | M12 - 1.75 x 1-3/4"                                 |                  |
| 55        | 7/8" x 2" w/ 3 x 5/16" CRX DRL                | Square Stem  | M6                                    | M16 - 2 x 1.5"                                      |                  |
| 56        | 7/8" x2" w/ 3 x 5/16" CRX DRL                 | Square Stem  | M7                                    | M20 - 2.5 x 1-3/4"                                  |                  |
|           |   |  | Q6                                    | 1" x 2.5" 5/16" x 4 CRX DRL                         | Square           |



75 SERIES • CAPACITY 350

| Wheel Dia     | Tread Width | Wheel Type        | Load Capacity  | Bearing Type   | Swivel Caster Part # | Total Lock Caster Part # | Rigid Caster Part # |                             | +Color        |
|---------------|-------------|-------------------|----------------|----------------|----------------------|--------------------------|---------------------|-----------------------------|---------------|
|               |             |                   |                |                |                      |                          | 2pc welded Part #   | 1pc enhanced forming Part # |               |
| 3"            | 1-1/4"      | yoke and axle/nut |                |                | 75ZZ30GZ82**YAN      | T3ZZ30GZ82**YAN          | 76ZZ30GZ82**YAN     | 78ZZ30GZ82**YAN             |               |
|               |             | Super-Soft™       | 105            | Annular        | 75SF30GI43**YY       | T3SF30GI43**YY           | 76SF30GI43**YY      | 78SF30GI43**YY              |               |
|               |             | Soft Rubber       | 300            | Plain          | 75SR30GB82**YY       | T3SR30GB82**YY           | 76SR30GB82**YY      | 78SR30GB82**YY              |               |
|               |             |                   |                | Ball           | 75SR30GB42**YY       | T3SR30GB42**YY           | 76SR30GB42**YY      | 78SR30GB42**YY              |               |
|               |             | Nomadic™          | 300            | Delrin         | 75NM30G+5A**YY       | T3NM30G+5A**YY           | 76NM30G+5A**YY      | 78NM30G+5A**YY              | I, L          |
|               |             |                   |                | Annular        | 75NM30G+43**YY       | T3NM30G+43**YY           | 76NM30G+43**YY      | 78NM30G+43**YY              | I, L          |
|               |             | Conductive TPR    | 200            | Precision      | 75CN30GH44**YY       | T3CN30GH44**YY           | 76CN30GH44**YY      | 78CN30GH44**YY              |               |
|               |             | Conductive SR     | 250            | Ball           | 75CT30GB42**YY       | T3CT30GB42**YY           | 76CT30GB42**YY      | 78CT30GB42**YY              |               |
|               |             | Thermo-Pro™       | 210            | Precision      | 75TP30GI44**YY       | T3TP30GI44**YY           | 76TP30GI44**YY      | 78TP30GI44**YY              |               |
|               |             |                   |                | Sleeve         | 75TP30G+47**YY       | T3TP30G+47**YY           | 76TP30G+47**YY      | 78TP30G+47**YY              | T, Y          |
|               |             | Element™          | 300            | Annular        | 75EL30GI43**YY       | T3EL30GI43**YY           | 76EL30GI43**YY      | 78EL30GI43**YY              |               |
|               |             |                   |                | Ball           | 75PP30G+42**YY       | T3PP30G+42**YY           | 76PP30G+42**YY      | 78PP30G+42**YY              | K, W          |
|               |             | Poly-Pro™         | 300            | Precision      | 75PP30G+44**YY       | T3PP30G+44**YY           | 76PP30G+44**YY      | 78PP30G+44**YY              | A, D, I, K, S |
|               |             |                   |                |                | 75PP30G+47**YY       | T3PP30G+47**YY           | 76PP30G+47**YY      | 78PP30G+47**YY              | T, Y          |
|               |             |                   |                | Delrin         | 75PP30G+55**YY       | T3PP30G+55**YY           | 76PP30G+55**YY      | 78PP30G+55**YY              | K, W, P       |
|               |             |                   |                | Sleeve         | 75PP30G+90**YY       | T3PP30G+90**YY           | 76PP30G+90**YY      | 78PP30G+90**YY              | T, Y          |
|               |             | Polymadic™        | 300            | Delrin         | 75PM30GM5A**YY       | T3PM30GM5A**YY           | 76PM30GM5A**YY      | 78PM30GM5A**YY              |               |
|               |             |                   |                | Annular        | 75PM30GM43**YY       | T3PM30GM43**YY           | 76PM30GM43**YY      | 78PM30GM43**YY              |               |
|               |             | Elite™            | 350            | Ball           | 75ET30GL42**YY       | T3ET30GL42**YY           | 76ET30GL42**YY      | 78ET30GL42**YY              |               |
|               |             | Ergo-PU           | 350            | Dual Precision | 75EU30GOD0**YY       | T3EU30GOD0**YY           | 76EU30GOD0**YY      | 78EU30GOD0**YY              |               |
|               |             | DuraLastomer™     | 300            | Sleeve         | 75SU30GL90**YY       | T3SU30GL90**YY           | 76SU30GL90**YY      | 78SU30GL90**YY              |               |
|               |             | Polyon AL™        | 350            | Annular        | 75PA30GL43**YY       | T3PA30GL43**YY           | 76PA30GL43**YY      | 78PA30GL43**YY              |               |
|               |             |                   |                | Ball           | 75HR30GB42**YY       | T3HR30GB42**YY           | 76HR30GB42**YY      | 78HR30GB42**YY              |               |
|               |             | Hard Rubber       | 300            | Plain          | 75HR30GB82**YY       | T3HR30GB82**YY           | 76HR30GB82**YY      | 78HR30GB82**YY              |               |
|               |             |                   |                | Ball           | 75HR30GB82**YY       | T3HR30GB82**YY           | 76HR30GB82**YY      | 78HR30GB82**YY              |               |
|               |             | GrayRok™          | 300            | Plain          | 75RK30GI82**YY       | T3RK30GI82**YY           | 76RK30GI82**YY      | 78RK30GI82**YY              |               |
|               |             |                   |                | Ball           | 75RK30GI82**YY       | T3RK30GI82**YY           | 76RK30GI82**YY      | 78RK30GI82**YY              |               |
|               |             | Polyolefin        | 250            | Plain          | 75PO30G+82**YY       | T3PO30G+82**YY           | 76PO30G+82**YY      | 78PO30G+82**YY              | B, Z          |
|               |             |                   |                | Sleeve         | 75PO30G+90**YY       | T3PO30G+90**YY           | 76PO30G+90**YY      | 78PO30G+90**YY              | J, Z          |
|               |             | H.D. Polyolefin   | 300            | Ball           | 75PO30GZ42**YY       | T3PO30GZ42**YY           | 76PO30GZ42**YY      | 78PO30GZ42**YY              |               |
|               |             |                   |                | Plain          | 75HP30G+82**YY       | T3HP30G+82**YY           | 76HP30G+82**YY      | 78HP30G+82**YY              | B, E          |
|               |             | Nylon             | 300            | Sleeve         | 75NY30GE90**YY       | T3NY30GE90**YY           | 76NY30GE90**YY      | 78NY30GE90**YY              |               |
|               |             |                   |                | Precision      | 75NY30GE47**YY       | T3NY30GE47**YY           | 76NY30GE47**YY      | 78NY30GE47**YY              |               |
|               |             | Phenolic          | 300            | Top Hat        | 75PH30GB99**YY       | T3PH30GB99**YY           | 76PH30GB99**YY      | 78PH30GB99**YY              |               |
|               |             | H.T. Phenolic     | 200            | S.S. Top Hat   | 75HT30GQ97**YY       | T3HT30GQ97**YY           | 76HT30GQ97**YY      | 78HT30GQ97**YY              |               |
| BrimStone™    | 350         | S.S. Top Hat      | 75GN30GQ97**YY | T3GN30GQ97**YY | 76GN30GQ97**YY       | 78GN30GQ97**YY           | Q, B                |                             |               |
|               |             | Plain             | 75SS30GS82**YY | T3SS30GS82**YY | 76SS30GS82**YY       | 78SS30GS82**YY           |                     |                             |               |
| Semi-Steel    | 350         | Sleeve            | 75SS30GS90**YY | T3SS30GS90**YY | 76SS30GS90**YY       | 78SS30GS90**YY           |                     |                             |               |
|               |             | Plain             | 75SI30GS82**YY | T3SI30GS82**YY | 76SI30GS82**YY       | 78SI30GS82**YY           |                     |                             |               |
| Sintered Iron | 350         | Plain             | 75SI30GS82**YY | T3SI30GS82**YY | 76SI30GS82**YY       | 78SI30GS82**YY           |                     |                             |               |
| V-Groove      | 350         | Plain             | 75VG30GT82**YY | T3VG30GT82**YY | 76VG30GT82**YY       | 78VG30GT82**YY           |                     |                             |               |
| Maxrok™       | 350         | Plain             | 75MA30GB82**YY | T3MA30GB82**YY | 76MA30GB82**YY       | 78MA30GB82**YY           |                     |                             |               |
| Conductive PU | 225         | Precision         | 75CU30GH44**YY | T3CU30GH44**YY | 76CU30GH44**YY       | 78CU30GH44**YY           |                     |                             |               |
| 3-1/2"        | 1-1/4"      | yoke and axle/nut |                |                | 75ZZ35GZ82**YAN      | T3ZZ35GZ82**YAN          | 76ZZ35GZ82**YAN     | 78ZZ35GZ82**YAN             |               |
|               |             | Super-Soft™       | 110            | Annular        | 75SF35GI43**YY       | T3SF35GI43**YY           | 76SF35GI43**YY      | 78SF35GI43**YY              |               |
|               |             | Soft Rubber       | 350            | Plain          | 75SR35GB82**YY       | T3SR35GB82**YY           | 76SR35GB82**YY      | 78SR35GB82**YY              |               |
|               |             | Rubber/Alu        | 250            | Annular        | 75RA35GI43**YY       | T3RA35GI43**YY           | 76RA35GI43**YY      | 78RA35GI43**YY              |               |
|               |             | Nomadic™          | 300            | Delrin         | 75NM35G+5A**YY       | T3NM35G+5A**YY           | 76NM35G+5A**YY      | 78NM35G+5A**YY              | I, L          |
|               |             |                   |                | Annular        | 75NM35GI43**YY       | T3NM35GI43**YY           | 76NM35GI43**YY      | 78NM35GI43**YY              |               |
|               |             | Thermo-Pro™       | 230            | Precision      | 75TP35GI44**YY       | T3TP35GI44**YY           | 76TP35GI44**YY      | 78TP35GI44**YY              |               |
|               |             |                   |                | Sleeve         | 75TP35G+47**YY       | T3TP35G+47**YY           | 76TP35G+47**YY      | 78TP35G+47**YY              | T, Y          |
|               |             | Element™          | 300            | Annular        | 75EL35GI43**YY       | T3EL35GI43**YY           | 76EL35GI43**YY      | 78EL35GI43**YY              |               |
|               |             |                   |                | Ball           | 75PP35G+42**YY       | T3PP35G+42**YY           | 76PP35G+42**YY      | 78PP35G+42**YY              | K, P, W       |
|               |             | Poly-Pro™         | 300            | Precision      | 75PP35G+44**YY       | T3PP35G+44**YY           | 76PP35G+44**YY      | 78PP35G+44**YY              | A, D, I, K, S |
|               |             |                   |                |                | 75PP35G+47**YY       | T3PP35G+47**YY           | 76PP35G+47**YY      | 78PP35G+47**YY              | T, Y          |
|               |             |                   |                | Delrin         | 75PP35G+55**YY       | T3PP35G+55**YY           | 76PP35G+55**YY      | 78PP35G+55**YY              | K, P, W       |
|               |             |                   |                | Sleeve         | 75PP35G+90**YY       | T3PP35G+90**YY           | 76PP35G+90**YY      | 78PP35G+90**YY              | T, Y          |
|               |             | Polymadic™        | 325            | Delrin         | 75PM35GM5A**YY       | T3PM35GM5A**YY           | 76PM35GM5A**YY      | 78PM35GM5A**YY              |               |
|               |             |                   |                | Annular        | 75PM35GM43**YY       | T3PM35GM43**YY           | 76PM35GM43**YY      | 78PM35GM43**YY              |               |
|               |             | Polyon AL™        | 350            | Annular        | 75PA35G+43**YY       | T3PA35G+43**YY           | 76PA35G+43**YY      | 78PA35G+43**YY              | L, M          |
|               |             | Disc Wheel        | 250            | Ball           | 75UN35GLA3**YY       | T3UN35GLA3**YY           | 76UN35GLA3**YY      | 78UN35GLA3**YY              |               |
|               |             | Hard Rubber       | 300            | Plain          | 75HR35GB82**YY       | T3HR35GB82**YY           | 76HR35GB82**YY      | 78HR35GB82**YY              |               |
|               |             |                   |                | Ball           | 75HR35GB82**YY       | T3HR35GB82**YY           | 76HR35GB82**YY      | 78HR35GB82**YY              |               |
|               |             | Polyolefin        | 300            | Plain          | 75PO35GZ82**YY       | T3PO35GZ82**YY           | 76PO35GZ82**YY      | 78PO35GZ82**YY              |               |
|               |             |                   |                | Sleeve         | 75PO35GJ90**YY       | T3PO35GJ90**YY           | 76PO35GJ90**YY      | 78PO35GJ90**YY              |               |
|               |             | Phenolic          | 350            | Top Hat        | 75PH35GB99**YY       | T3PH35GB99**YY           | 76PH35GB99**YY      | 78PH35GB99**YY              |               |
|               |             | Semi-Steel        | 350            | Plain          | 75SS35GS82**YY       | T3SS35GS82**YY           | 76SS35GS82**YY      | 78SS35GS82**YY              |               |
|               |             | BrimStone™        | 350            | S.S. Top Hat   | 75GN35GQ97**YY       | T3GN35GQ97**YY           | 76GN35GQ97**YY      | 78GN35GQ97**YY              |               |

Change G to U for heavy gauge frame.

Only Superior Casters are Durable! 71





75 SERIES • CAPACITY 350

| Wheel Dia       | Tread Width | Wheel Type        | Load Cap       | Bearing Type   | Swivel Caster Part # | Total Lock Caster Part # | Rigid Caster Part # |                             | +Color        |
|-----------------|-------------|-------------------|----------------|----------------|----------------------|--------------------------|---------------------|-----------------------------|---------------|
|                 |             |                   |                |                |                      |                          | 2pc welded Part #   | 1pc enhanced forming Part # |               |
| 4"              | 1-1/4"      | yoke and axle/nut |                |                | 75ZZ40GZ82**YAN      | T3ZZ40GZ82**YAN          | 76ZZ40GZ82**YAN     | 78ZZ40GZ82**YAN             |               |
|                 |             | Super-Soft™       | 120            | Annular        | 75SF40GI43**YY       | T3SF40GI43**YY           | 76SF40GI43**YY      | 78SF40GI43**YY              |               |
|                 |             | Soft Rubber       | 350            | Plain          | 75SR40GB82**YY       | T3SR40GB82**YY           | 76SR40GB82**YY      | 78SR40GB82**YY              |               |
|                 |             |                   | 350            | Ball           | 75SR40GB42**YY       | T3SR40GB42**YY           | 76SR40GB42**YY      | 78SR40GB42**YY              |               |
|                 |             | Rubber/Alu        | 250            | Annular        | 75RA40GI43**YY       | T3RA40GI43**YY           | 76RA40GI43**YY      | 78RA40GI43**YY              |               |
|                 |             | Nomadic™          | 300            | Delrin         | 75NM40GI5A**YY       | T3NM40GI5A**YY           | 76NM40GI5A**YY      | 78NM40GI5A**YY              |               |
|                 |             |                   |                | Annular        | 75NM40GI43**YY       | T3NM40GI43**YY           | 76NM40GI43**YY      | 78NM40GI43**YY              |               |
|                 |             | Conductive        | 250            | Precision      | 75CN40GH44**YY       | T3CN40GH44**YY           | 76CN40GH44**YY      | 78CN40GH44**YY              |               |
|                 |             | Thermo-Pro™       | 250            | Precision      | 75TP40G+44**YY       | T3TP40G+44**YY           | 76TP40G+44**YY      | 78TP40G+44**YY              | A, I          |
|                 |             |                   |                |                | 75TP40G+47**YY       | T3TP40G+47**YY           | 76TP40G+47**YY      | 78TP40G+47**YY              | T, Y          |
|                 |             |                   |                | Sleeve         | 75TP40G+90**YY       | T3TP40G+90**YY           | 76TP40G+90**YY      | 78TP40G+90**YY              | T, Y          |
|                 |             | Element™          | 300            | Annular        | 75EL40GI43**YY       | T3EL40GI43**YY           | 76EL40GI43**YY      | 78EL40GI43**YY              |               |
|                 |             | Poly-Pro™         | 350            | Ball           | 75PP40G+42**YY       | T3PP40G+42**YY           | 76PP40G+42**YY      | 78PP40G+42**YY              | K, P, W       |
|                 |             |                   |                | Precision      | 75PP40G+44**YY       | T3PP40G+44**YY           | 76PP40G+44**YY      | 78PP40G+44**YY              | A, D, I, K, S |
|                 |             |                   |                |                | 75PP40G+47**YY       | T3PP40G+47**YY           | 76PP40G+47**YY      | 78PP40G+47**YY              | T, Y          |
|                 |             |                   |                | Sleeve         | 75PP40G+90**YY       | T3PP40G+90**YY           | 76PP40G+90**YY      | 78PP40G+90**YY              | T, Y          |
|                 |             | Polymadic™        | 350            | Delrin         | 75PM40GM5A**YY       | T3PM40GM5A**YY           | 76PM40GM5A**YY      | 78PM40GM5A**YY              |               |
|                 |             |                   |                | Annular        | 75PM40GM43**YY       | T3PM40GM43**YY           | 76PM40GM43**YY      | 78PM40GM43**YY              |               |
|                 |             | Elite™            | 350            | Ball           | 75ET40GL42**YY       | T3ET40GL42**YY           | 76ET40GL42**YY      | 78ET40GL42**YY              |               |
|                 |             | Ergo-PU           | 350            | Dual Precision | 75EU40GOD0**YY       | T3EU40GOD0**YY           | 76EU40GOD0**YY      | 78EU40GOD0**YY              |               |
|                 |             | DuraLastomer™     | 350            | Sleeve         | 75SU40GL90**YY       | T3SU40GL90**YY           | 76SU40GL90**YY      | 78SU40GL90**YY              |               |
|                 |             | Polygon AL™       | 350            | Annular        | 75PA40GL43**YY       | T3PA40GL43**YY           | 76PA40GL43**YY      | 78PA40GL43**YY              | L, M          |
|                 |             | Disc Wheel        | 270            | Ball           | 75UN40GLA3**YY       | T3UN40GLA3**YY           | 76UN40GLA3**YY      | 78UN40GLA3**YY              |               |
|                 |             | Hard Rubber       | 350            | Plain          | 75HR40GB82**YY       | T3HR40GB82**YY           | 76HR40GB82**YY      | 78HR40GB82**YY              |               |
|                 |             |                   |                | Ball           | 75HR40GB42**YY       | T3HR40GB42**YY           | 76HR40GB42**YY      | 78HR40GB42**YY              |               |
|                 |             | Polyolefin        | 350            | Plain          | 75PO40G+82**YY       | T3PO40G+82**YY           | 76PO40G+82**YY      | 78PO40G+82**YY              | B, Z          |
|                 |             |                   |                | Sleeve         | 75PO40G+90**YY       | T3PO40G+90**YY           | 76PO40G+90**YY      | 78PO40G+90**YY              | J, Z          |
|                 |             |                   |                | Ball           | 75PO40GZ42**YY       | T3PO40GZ42**YY           | 76PO40GZ42**YY      | 78PO40GZ42**YY              |               |
|                 |             | H.D. Polyolefin   | 350            | Plain          | 75HP40G+82**YY       | T3HP40G+82**YY           | 76HP40G+82**YY      | 78HP40G+82**YY              | B, E          |
|                 |             | Nylon             | 350            | Precision      | 75NY40GE47**YY       | T3NY40GE47**YY           | 76NY40GE47**YY      | 78NY40GE47**YY              |               |
|                 |             |                   |                | Sleeve         | 75NY40GE90**YY       | T3NY40GE90**YY           | 76NY40GE90**YY      | 78NY40GE90**YY              |               |
|                 |             | Phenolic          | 350            | Top Hat        | 75PH40GB99**YY       | T3PH40GB99**YY           | 76PH40GB99**YY      | 78PH40GB99**YY              |               |
|                 |             | H.T. Phenolic     | 250            | S.S. Top Hat   | 75HT40GQ97**YY       | T3HT40GQ97**YY           | 76HT40GQ97**YY      | 78HT40GQ97**YY              |               |
| BrimStone™      | 350         | S.S. Top Hat      | 75GN40GQ97**YY | T3GN40GQ97**YY | 76GN40GQ97**YY       | 78GN40GQ97**YY           | Q, B                |                             |               |
| SteROLLizer™ AL | 300         | Sleeve            | 75BF40GC90**YZ | T3BF40GC90**YZ | 76BF40GC90**YZ       | 78BF40GC90**YZ           |                     |                             |               |
| SteROLLizer™ SS | 300         | Sleeve            | 75SL40GC90**YY | T3SL40GC90**YY | 76SL40GC90**YY       | 78SL40GC90**YY           |                     |                             |               |
| Semi-Steel      | 350         | Plain             | 75SS40GS82**YY | T3SS40GS82**YY | 76SS40GS82**YY       | 78SS40GS82**YY           |                     |                             |               |
|                 |             | Sleeve            | 75SS40GS90**YY | T3SS40GS90**YY | 76SS40GS90**YY       | 78SS40GS90**YY           |                     |                             |               |
| Conductive PU   | 250         | Precision         | 75CU40GH44**YY | T3CU40GH44**YY | 76CU40GH44**YY       | 78CU40GH44**YY           |                     |                             |               |

Change G to U for heavy gauge frame.



| Wheel Dia     | Tread Width | Wheel Type        | Load Capacity  | Bearing Type   | Swivel Caster Part # | Total Lock Caster Part # | Rigid Caster Part # |                             | +Color          |  |
|---------------|-------------|-------------------|----------------|----------------|----------------------|--------------------------|---------------------|-----------------------------|-----------------|--|
|               |             |                   |                |                |                      |                          | 2pc welded Part #   | 1pc enhanced forming Part # |                 |  |
| 5"            | 1-1/4"      | yoke and axle/nut |                |                |                      | 75ZZ50GZ82**YAN          | T3ZZ50GZ82**YAN     | 76ZZ50GZ82**YAN             | 78ZZ50GZ82**YAN |  |
|               |             | Super-Soft™       | 125            | Annular        | 75SF50GI43**YY       | T3SF50GI43**YY           | 76SF50GI43**YY      | 78SF50GI43**YY              |                 |  |
|               |             | Soft Rubber       | 350            | Plain          | 75SR50GB82**YY       | T3SR50GB82**YY           | 76SR50GB82**YY      | 78SR50GB82**YY              |                 |  |
|               |             |                   |                | Ball           | 75SR50GB42**YY       | T3SR50GB42**YY           | 76SR50GB42**YY      | 78SR50GB42**YY              |                 |  |
|               |             | Rubber/Alu        | 325            | Annular        | 75RA50GI43**YY       | T3RA50GI43**YY           | 76RA50GI43**YY      | 78RA50GI43**YY              |                 |  |
|               |             | Nomadic™          | 325            | Delrin         | 75NM50G+5A**YY       | T3NM50G+5A**YY           | 76NM50G+5A**YY      | 78NM50G+5A**YY              | I, L            |  |
|               |             |                   |                | Annular        | 75NM50G+43**YY       | T3NM50G+43**YY           | 76NM50G+43**YY      | 78NM50G+43**YY              |                 |  |
|               |             | Conductive        | 275            | Precision      | 75CN50GH44**YY       | T3CN50GH44**YY           | 76CN50GH44**YY      | 78CN50GH44**YY              |                 |  |
|               |             | Thermo-Pro™       | 300            | Precision      | 75TP50GI44**YY       | T3TP50GI44**YY           | 76TP50GI44**YY      | 78TP50GI44**YY              | T,Y             |  |
|               |             |                   |                |                | 75TP50G+47**YY       | T3TP50G+47**YY           | 76TP50G+47**YY      | 78TP50G+47**YY              |                 |  |
|               |             |                   |                | Sleeve         | 75TP50G+90**YY       | T3TP50G+90**YY           | 76TP50G+90**YY      | 78TP50G+90**YY              |                 |  |
|               |             | Element™          | 350            | Annular        | 75EL50GI43**YY       | T3EL50GI43**YY           | 76EL50GI43**YY      | 78EL50GI43**YY              |                 |  |
|               |             | Poly-Pro™         | 350            | Ball           | 75PP50G+42**YY       | T3PP50G+42**YY           | 76PP50G+42**YY      | 78PP50G+42**YY              | C,K,P,W         |  |
|               |             |                   |                | Precision      | 75PP50G+44**YY       | T3PP50G+44**YY           | 76PP50G+44**YY      | 78PP50G+44**YY              | I,A,D,S         |  |
|               |             |                   |                |                | 75PP50G+47**YY       | T3PP50G+47**YY           | 76PP50G+47**YY      | 78PP50G+47**YY              | T,Y             |  |
|               |             |                   |                | Delrin         | 75PP50G+55**YY       | T3PP50G+55**YY           | 76PP50G+55**YY      | 78PP50G+55**YY              | C,K,P,W         |  |
|               |             |                   |                | Sleeve         | 75PP50G+90**YY       | T3PP50G+90**YY           | 76PP50G+90**YY      | 78PP50G+90**YY              | T,Y             |  |
|               |             | Polymadic™        | 350            | Delrin         | 75PM50GM5A**YY       | T3PM50GM5A**YY           | 76PM50GM5A**YY      | 78PM50GM5A**YY              |                 |  |
|               |             |                   |                | Annular        | 75PM50GM43**YY       | T3PM50GM43**YY           | 76PM50GM43**YY      | 78PM50GM43**YY              |                 |  |
|               |             | Ergo-PU           | 350            | Dual Precision | 75EU50GOD0**YY       | T3EU50GOD0**YY           | 76EU50GOD0**YY      | 78EU50GOD0**YY              |                 |  |
|               |             | DuraLastomer™     | 350            | Sleeve         | 75SU50GL90**YY       | T3SU50GL90**YY           | 76SU50GL90**YY      | 78SU50GL90**YY              |                 |  |
|               |             | Polyon AL™        | 350            | Annular        | 75PA50GL43**YY       | T3PA50GL43**YY           | 76PA50GL43**YY      | 78PA50GL43**YY              |                 |  |
|               |             | Disc Wheel        | 300            | Ball           | 75UN50GLA3**YY       | T3UN50GLA3**YY           | 76UN50GLA3**YY      | 78UN50GLA3**YY              |                 |  |
|               |             | Hard Rubber       | 350            | Plain          | 75HR50GB82**YY       | T3HR50GB82**YY           | 76HR50GB82**YY      | 78HR50GB82**YY              |                 |  |
|               |             |                   |                | Ball           | 75HR50GB42**YY       | T3HR50GB42**YY           | 76HR50GB42**YY      | 78HR50GB42**YY              |                 |  |
|               |             | Polyolefin        | 350            | Plain          | 75PO50G+82**YY       | T3PO50G+82**YY           | 76PO50G+82**YY      | 78PO50G+82**YY              | B,Z             |  |
|               |             |                   |                | Sleeve         | 75PO50G+90**YY       | T3PO50G+90**YY           | 76PO50G+90**YY      | 78PO50G+90**YY              | J,Z             |  |
|               |             |                   |                | Ball           | 75PO50GZ42**YY       | T3PO50GZ42**YY           | 76PO50GZ42**YY      | 78PO50GZ42**YY              |                 |  |
|               |             | H.D. Polyolefin   | 350            | Plain          | 75HP50G+82**YY       | T3HP50G+82**YY           | 76HP50G+82**YY      | 78HP50G+82**YY              | B,E             |  |
|               |             | Nylon             | 350            | Precision      | 75NY50GE47**YY       | T3NY50GE47**YY           | 76NY50GE47**YY      | 78NY50GE47**YY              |                 |  |
|               |             |                   |                | Sleeve         | 75NY50GE90**YY       | T3NY50GE90**YY           | 76NY50GE90**YY      | 78NY50GE90**YY              |                 |  |
|               |             | Phenolic          | 350            | Top Hat        | 75PH50GB99**YY       | T3PH50GB99**YY           | 76PH50GB99**YY      | 78PH50GB99**YY              |                 |  |
| H.T. Phenolic | 300         | S.S. Top Hat      | 75HT50GQ97**YY | T3HT50GQ97**YY | 76HT50GQ97**YY       | 78HT50GQ97**YY           |                     |                             |                 |  |
| BrimStone™    | 350         | S.S. Top Hat      | 75GN50GQ97**YY | T3GN50GQ97**YY | 76GN50GQ97**YY       | 78GN50GQ97**YY           | Q,B                 |                             |                 |  |
| Semi-Steel    | 350         | Plain             | 75SS50GS82**YY | T3SS50GS82**YY | 76SS50GS82**YY       | 78SS50GS82**YY           |                     |                             |                 |  |
|               |             | Sleeve            | 75SS50GS90**YY | T3SS50GS90**YY | 76SS50GS90**YY       | 78SS50GS90**YY           |                     |                             |                 |  |
| Conductive PU | 250         | Precision         | 75CU50GH44**YY | T3CU50GH44**YY | 76CU50GH44**YY       | 78CU50GH44**YY           |                     |                             |                 |  |

Change G to U for heavy gauge frame.



| Wheel Dia | Tread Width    | Wheel Type        | Load Cap       | Bearing Type   | Swivel Caster Part # | Total Lock Caster Part # | Rigid Caster Part # |                             | +Color          |                |
|-----------|----------------|-------------------|----------------|----------------|----------------------|--------------------------|---------------------|-----------------------------|-----------------|----------------|
|           |                |                   |                |                |                      |                          | 2pc welded Part #   | 1pc enhanced forming Part # |                 |                |
| 6"        | 1-1/4"         | yoke and axle/nut |                |                |                      | 75ZZ60GZ82**YAN          | T3ZZ60GZ82**YAN     | 76ZZ60GZ82**YAN             | 78ZZ60GZ82**YAN |                |
|           |                | Poly-Pro™         | 350            | Precision      | 75PP60G+44**YY       | T3PP60G+44**YY           | 76PP60G+44**YY      | 78PP60G+44**YY              | A,I             |                |
|           |                |                   |                | Delrin         | 75PP60G+47**YY       | T3PP60G+47**YY           | 76PP60G+47**YY      | 78PP60G+47**YY              | T,Y             |                |
|           |                |                   |                | Sleeve         | 75PP60GT90**YY       | T3PP60GT90**YY           | 76PP60GT90**YY      | 78PP60GT90**YY              |                 |                |
|           |                | Thermo-Pro™       | 300            | Precision      | 75TP60GI44**YY       | T3TP60GI44**YY           | 76TP60GI44**YY      | 78TP60GI44**YY              |                 |                |
|           |                |                   |                | Delrin         | 75TP60GT47**YY       | T3TP60GT47**YY           | 76TP60GT47**YY      | 78TP60GT47**YY              |                 |                |
|           |                |                   |                | Sleeve         | 75TP60GT90**YY       | T3TP60GT90**YY           | 76TP60GT90**YY      | 78TP60GT90**YY              |                 |                |
|           |                | 6-1/4"            | 1-1/4"         | Cushion-Ride™  | 200                  | Ball                     | 75CR61G+42**YY      | T3CR61G+42**YY              | 76CR61H+42**YY  | 78CR61G+42**YY |
| 3"        | 1-1/2"         | Phenolic          | 350            | Sleeve         | 75PH30HB90**YY       | T3PH30HB90**YY           | 76PH30HB90**YY      | 78PH30HB90**YY              |                 |                |
|           |                | Roller            | 75PH30HB03**YZ | T3PH30HB03**YZ | 76PH30HB03**YZ       | 78PH30HB03**YZ           |                     |                             |                 |                |
|           |                | H.T. Phenolic     | 350            | Roller         | 75HT30HQ03**YZ       | T3HT30HQ03**YZ           | 76HT30HQ03**YZ      | 78HT30HQ03**YZ              |                 |                |
|           |                |                   |                |                |                      |                          |                     |                             |                 |                |
| 4"        | 1-1/2"         | Polyon™           | 350            | Roller         | 75PU40H+03**YZ       | T3PU40H+03**YZ           | 76PU40H+03**YZ      | 78PU40H+03**YZ              | G,V             |                |
|           |                | Polyon AL™        | 350            | Roller         | 75PO40H+03**YZ       | T3PO40H+03**YZ           | 76PO40H+03**YZ      | 78PO40HB03**YZ              |                 |                |
|           |                | Polyolefin        | 350            | Roller         | 75PO40HB03**YZ       | T3PO40HB03**YZ           | 76PO40HB03**YZ      | 78PO40HB03**YZ              |                 |                |
|           |                | Phenolic          | 350            | Sleeve         | 75PH40HB90**YY       | T3PH40HB90**YY           | 76PH40HB90**YY      | 78PH40HB90**YY              |                 |                |
|           |                |                   |                | Roller         | 75PH40HB03**YZ       | T3PH40HB03**YZ           | 76PH40HB03**YZ      | 78PH40HB03**YZ              |                 |                |
|           |                | H.T. Phenolic     | 350            | Sleeve         | 75HT40HQ90**YY       | T3HT40HQ90**YY           | 76HT40HQ90**YY      | 78HT40HQ90**YY              |                 |                |
|           |                |                   |                | Roller         | 75HT40HQ03**YZ       | T3HT40HQ03**YZ           | 76HT40HQ03**YZ      | 78HT40HQ03**YZ              |                 |                |
|           |                | BrimStone™        | 350            | Sleeve         | 75GN40HQ90**YY       | T3GN40HQ90**YY           | 76GN40HQ90**YY      | 78GN40HQ90**YY              | Q,B             |                |
|           |                | SteROLLizer™ AL   | 350            | SS Precision   | 75BH40HC61**YY       | T3BH40HC61**YY           | 76BH40HC61**YY      | 78BH40HC61**YY              |                 |                |
|           |                | SteROLLizer™ SS   | 350            | SS Precision   | 75SL40HC61**YY       | T3SL40HC61**YY           | 76SL40HC61**YY      | 78SL40HC61**YY              |                 |                |
| Epoxy     | 350            | Dual Precision    | 75OV40HGP4**YZ | T3OV40HGP4**YZ | 76OV40HGP4**YZ       | 78OV40HGP4**YZ           |                     |                             |                 |                |
|           |                | Sleeve            | 75OV40H+90**YZ | T3OV40H+90**YZ | 76OV40H+90**YZ       | 78OV40H+90**YZ           | G,Q                 |                             |                 |                |
| 5"        | 1-1/2"         | Polyon™           | 350            | Roller         | 75PU50H+03**YZ       | T3PU50H+03**YZ           | 76PU50H+03**YZ      | 78PU50H+03**YZ              | G,V             |                |
|           |                | Polyon AL™        | 350            | Roller         | 75PA50H+03**YZ       | T3PA50H+03**YZ           | 76PA50H+03**YZ      | 78PA50H+03**YZ              | N,R             |                |
|           |                | Polyolefin        | 350            | Roller         | 75PO50HB03**YZ       | T3PO50HB03**YZ           | 76PO50HB03**YZ      | 78PO50HB03**YZ              |                 |                |
|           |                | Phenolic          | 350            | Sleeve         | 75PH50HB90**YY       | T3PH50HB90**YY           | 76PH50HB90**YY      | 78PH50HB90**YY              |                 |                |
|           |                |                   |                | Roller         | 75PH50HB03**YZ       | T3PH50HB03**YZ           | 76PH50HB03**YZ      | 78PH50HB03**YZ              |                 |                |
|           |                | H.T. Phenolic     | 350            | Sleeve         | 75HT50HQ90**YY       | T3HT50HQ90**YY           | 76HT50HQ90**YY      | 78HT50HQ90**YY              |                 |                |
|           |                |                   |                | Roller         | 75HT50HQ03**YZ       | T3HT50HQ03**YZ           | 76HT50HQ03**YZ      | 78HT50HQ03**YZ              |                 |                |
|           |                | BrimStone™        | 350            | Sleeve         | 75GN50HQ90**YY       | T3GN50HQ90**YY           | 76GN50HQ90**YY      | 78GN50HQ90**YY              |                 |                |
| Roller    | 75GN50HQ03**YZ |                   |                | T3GN50HQ03**YZ | 76GN50HQ03**YZ       | 78GN50HQ03**YZ           | Q,B                 |                             |                 |                |

Change G to U for heavy gauge frame.

**75GN40GQ9917-000E00**  
With Seal and Straight Grease Fitting



**75UT50GI8206-0000Q0**  
With High-Temp Seal and 90° Angle Grease Fitting





# 17/18/19/T1 Light Medium Duty - Complete Series - 350LB

- Featuring 1-1/4" wide light medium duty complete series of Total Lock, Directional Lock and matching Swivel and Rigid
- Bright Zinc Plated as standard, Black Electrocoat and Nickel are available as options
- # 19 Matching Swivel, with Top Lock Brake Option
- Double ball raceway swivel
- #T1 Directional Lock
- #18 Matching Rigid
- 3/8" Axle and nut
- #17 Total Lock
- NSF Listed

17/18/19/T1 SERIES • CAPACITY 350

17BL50GL4R06YY



T1EL50GI4306YY



19PO50GJ9006YY



18NM50GI4306YY



19EN50VB4206YY



| Plate Code | Overall Size    | Bolt Hole Pattern   | Mounting Bolt Size |        |
|------------|-----------------|---|--------------------|--------|
| 06         | 2-3/4" x 3-3/4" | 1-3/4" x 2-7/8" slotted to 3"   | 5/16"              |        |
|            |                 | With two additional 5/16" holes centered at 3.22" between other two holes, long way |                    |        |
| X6         | 2-3/8" x 3-5/8" | 1-13/16" x 2-13/16" and 2-3/8" x 3-1/8"   | 5/16"              |        |
| MS         | 77m x 96mm      | 45mm x 75mm to 60mm x 80mm  | M8                 |        |
| 10         | 85mm x 95mm     | 60mm x 80mm   | 5/16"              |        |
| 11         | 3-1/8" x 4-1/8" | 1-3/4" x 2-15/16" to 2-3/8" x 3-3/8"  | 3/8"               |        |
| 17         | 4" x 4-1/2"     | 2-5/8" x 3-5/8" to 3" x 3"  | 3/8"               |        |
| 1M         | 104mm x 80 mm   | 72mm x 52mm to 80mm x 60mm  | 3/8"               |        |
| Size       | Code            | Overall Height*   | Swivel Radius      |        |
|            |                 |   | 17/T1              | 19     |
| 3"         | 30              | 4-5/32"   | 4-3/8"             | 2-3/4" |
| 3.5"       | 35              | 4-3/4"  | 4-3/8"             | 3"     |
| 4"         | 40              | 5-1/8"  | 4-3/8"             | 3-1/4" |
| 5"         | 50              | 6-1/4"  | 4-3/8"             | 3-7/8" |

\* Reduce overall height 1/8" for stem casters.



17/18/19/T1 SERIES • CAPACITY 350

| Stem Code                             | Size                          | Stem Type        | Modular Stem |   |  |
|---------------------------------------|-------------------------------|------------------|--------------|---|--|
| 86                                    | 1" O.D. Pipe Thread           | Pipe Adapter     | ZZ           | 1/2" diameter                                       | Hollow Kingpin                                 |
| 61                                    | 3/8 - 16 x 1                  | Threaded         | 92           | 5/8" x 2-3/16"                                      | Round Grip Ring                                |
| 62                                    | 3/8" -16 x 1-1/2"             | Threaded         | 93           | 13/16" x 2-3/16"                                    |  |
| 67                                    | 1/2" - 13 x 1"                | Threaded         | 85           | 1" x 2-3/16" dual rings                             |  |
| 68                                    | 1/2" - 13 x 1-1/2"            | Threaded         | 82           | 1-1/8" x 2-3/16" dual rings                         |  |
| 70                                    | 1/2" - 13 x 2-3/4"            | Threaded         | 22           | 1-1/4" x 2-3/16" dual rings                         |  |
| 80                                    | 5/8" - 11 x 1-1/4"            | Threaded         | 23           | 1-3/8" x 2-3/16" dual ring                          |  |
| 81                                    | 5/8" - 11 x 1-3/4"            | Threaded         | 48           | 0.865" x 2-1/2"                                     |  |
| 87                                    | 3/4" - 10 x 1-3/4"            | Threaded         | O1           | 1-1/4" X 4". 7/16" dia. crx drill, 2.5" from bottom |  |
| S5                                    | 3/4" - 10 x 10"               | Threaded         | 43           | 9/16" x 2-15/16", 2 x 5/16" dia. cross drill        | Square Stem                                    |
| 91                                    | 7/16" - 1-3/8"                | Round Grip Ring  | 55           | 7/8" x 2" w/ 3 x 5/16" CRX DRL                      |  |
| 95                                    | 0.846" x 2-3/16"              | Round Grip Ring  | Q1           | 1" x 4" dual rings                                  |  |
| 41                                    | 7/8" x 2-1/4"                 | Square Grip Ring | 33           | 7/16" -14 x 1-1/2"                                  | Threaded                                       |
| 51                                    | 3/4" x 2" w/ 3 x 1/4" CRX DRL | Square Stem      | 79           | 7/16" - 14 x 2-1/4"                                 |  |
| 56                                    | 7/8" x2" w/ 3 x 5/16" CRX DRL | Square Stem      | C8           | 1/2" - 13 x 3-1/8"                                  |  |
| <b>Round Expandable Adapter Stem</b>  |                               |                  | C1           | 1/2" - 13 x 4"                                      |  |
| Stem Code                             | Expanable Range               | Fits Tubing I.D. | C2           | 5/8" - 11 x 4"                                      |  |
| 71                                    | 0.720" - 0.851"               | 3/4"             | 84           | 3/4" - 10 x 4"                                      |  |
| 72                                    | 0.852" - 0.927"               | 7/8"             | C3           | 3/4" - 10 x 6"                                      |  |
| 7B                                    | 0.900" - 0.980"               | 15/16"           | S5           | 3/4" - 10 x 10"                                     |  |
| 73                                    | 0.928" - 1.029"               | 1"               | M1           | M10 - 1.5 x 1-1/2"                                  | Metric Threaded                                |
| 7A                                    | 1.020" - 1.100"               | 1-1/16"          | M4           | M12 - 1.75 x 1.25"                                  |  |
| 74                                    | 1.110" - 1.180"               | 1-1/8"           | M3           | M12 - 1.75 x 1-3/4"                                 |  |
| 78                                    | 1.178" - 1.303"               | 1-3/16"          | M6           | M16 - 2 x 1-1/2"                                    |  |
| 75                                    | 1.360" - 1.425"               | 1-3/8"           | M7           | M20 - 2.5 x 1-3/4"                                  |  |
| 76                                    | 1.426" - 1.589"               | 1-1/2"           | E1           | Additional Adjustable Height 1.750" - 2.375"        |  |
| 77                                    | 1.790" - 1.850"               | 1-7/8"           | E2           | Additional Adjustable Height 1.875" - 2.500"        |  |
| <b>Square Expandable Adapter Stem</b> |                               | Fits Tubing I.D. | E3           | Additional Adjustable Height 3.500" - 4.125"        |  |
| R1                                    | 0.720" - 0.851"               | 3/4"             | E4           | Additional Adjustable Height 3.500" - 5.000"        | Adjustable Stem to fit 1-1/2" ID Round Trubing |
| R2                                    | 0.852" - 0.927"               | 7/8"             | F1           | Additional Adjustable Height 1.750" - 2.375"        |  |
| R3                                    | 0.928" - 1.029"               | 1"               | F2           | Additional Adjustable Height 1.875" - 2.500"        |  |
| R4                                    | 1.030" - 1.140"               | 1-1/8"           | F3           | Additional Adjustable Height 3.500" - 4.125"        |  |
| R5                                    | 1.360" - 1.425"               | 1-3/8"           | F4           | Additional Adjustable Height 3.500" - 5.000"        |  |
| R6                                    | 1.426" - 1.589"               | 1-1/2"           | B1           | Additional Adjustable Height 1.875" - 3.000"        |  |
| R7                                    | 1.790" - 1.850"               | 1-7/8"           |              |   |  |
| U2                                    | 0.852" - 0.927"               | 7/8"             |              |   |  |
| U5                                    | 1.360" - 1.425"               | 1-3/8"           |              |   |  |



| Wheel Dia     | Tread Width | Wheel Type        | Load Capacity  | Bearing Type   | Total Lock Caster Part # | Directional Lock Caster Part # | Swivel Caster Part # | Rigid Caster Part # | + Color         |  |
|---------------|-------------|-------------------|----------------|----------------|--------------------------|--------------------------------|----------------------|---------------------|-----------------|--|
| 3"            | 1-1/4"      | Yoke and axle/nut |                |                |                          | 17ZZ30GZ82**YAN                | T1ZZ30GZ82**YAN      | 19ZZ30GZ82**YAN     | 18ZZ30GZ82**YAN |  |
|               |             | Super-Soft™       | 105            | Annular        | 17SF30GI43**YY           | T1SF30GI43**YY                 | 19SF30GI43**YY       | 18SF30GI43**YY      |                 |  |
|               |             | Soft Rubber       | 300            | Plain          | 17SR30GB82**YY           | T1SR30GB82**YY                 | 19SR30GB82**YY       | 18SR30GB82**YY      |                 |  |
|               |             |                   |                | Ball           | 17SR30GB42**YY           | T1SR30GB42**YY                 | 19SR30GB42**YY       | 18SR30GB42**YY      |                 |  |
|               |             | Nomadic™          | 300            | Delrin         | 17NM30G+5A**YY           | T1NM30G+5A**YY                 | 19NM30G+5A**YY       | 18NM30G+5A**YY      | I, L            |  |
|               |             |                   |                | Annular        | 17NM30G+43**YY           | T1NM30G+43**YY                 | 19NM30G+43**YY       | 18NM30G+43**YY      |                 |  |
|               |             | Conductive TPR    | 200            | Precision      | 17CN30GH44**YY           | T1CN30GH44**YY                 | 19CN30GH44**YY       | 18CN30GH44**YY      |                 |  |
|               |             | Conductive SR     | 250            | Ball           | 17CT30GB42**YY           | T1CT30GB42**YY                 | 19CT30GB42**YY       | 18CT30GB42**YY      |                 |  |
|               |             | Thermo-Pro™       | 210            | Precision      | 17TP30GI44**YY           | T1TP30GI44**YY                 | 19TP30GI44**YY       | 18TP30GI44**YY      |                 |  |
|               |             |                   |                | Sleeve         | 17TP30G+47**YY           | T1TP30G+47**YY                 | 19TP30G+47**YY       | 18TP30G+47**YY      | T, Y            |  |
|               |             | Element™          | 300            | Annular        | 17TP30G+90**YY           | T1TP30G+90**YY                 | 19TP30G+90**YY       | 18TP30G+90**YY      |                 |  |
|               |             |                   |                |                | 17EL30GI43**YY           | T1EL30GI43**YY                 | 19EL30GI43**YY       | 18EL30GI43**YY      |                 |  |
|               |             | Poly-Pro™         | 300            | Ball           | 17PP30G+42**YY           | T1PP30G+42**YY                 | 19PP30G+42**YY       | 18PP30G+42**YY      | K, P, W         |  |
|               |             |                   |                | Precision      | 17PP30G+44**YY           | T1PP30G+44**YY                 | 19PP30G+44**YY       | 18PP30G+44**YY      | A, D, I, S      |  |
|               |             |                   |                |                | 17PP30G+47**YY           | T1PP30G+47**YY                 | 19PP30G+47**YY       | 18PP30G+47**YY      | T, Y            |  |
|               |             |                   |                | Delrin         | 17PP30G+55**YY           | T1PP30G+55**YY                 | 19PP30G+55**YY       | 18PP30G+55**YY      | K, W, P         |  |
|               |             | Polymadic™        | 300            | Annular        | 17PP30G+90**YY           | T1PP30G+90**YY                 | 19PP30G+90**YY       | 18PP30G+90**YY      | T, Y            |  |
|               |             |                   |                |                | 17PM30GM5A**YY           | T1PM30GM5A**YY                 | 19PM30GM5A**YY       | 18PM30GM5A**YY      |                 |  |
|               |             | Elite™            | 350            | Ball           | 17PM30GM43**YY           | T1PM30GM43**YY                 | 19PM30GM43**YY       | 18PM30GM43**YY      |                 |  |
|               |             |                   |                |                | 17ET30GL42**YY           | T1ET30GL42**YY                 | 19ET30GL42**YY       | 18ET30GL42**YY      |                 |  |
|               |             | Ergo-PU           | 350            | Dual Precision | 17EU30GOD0**YY           | T1EU30GOD0**YY                 | 19EU30GOD0**YY       | 18EU30GOD0**YY      |                 |  |
|               |             | DuraLastomer™     | 300            | Sleeve         | 17SU30GL90**YY           | T1SU30GL90**YY                 | 19SU30GL90**YY       | 18SU30GL90**YY      |                 |  |
|               |             | Polygon AL™       | 350            | Annular        | 17PA30GL43**YY           | T1PA30GL43**YY                 | 19PA30GL43**YY       | 18PA30GL43**YY      |                 |  |
|               |             | Hard Rubber       | 300            | Ball           | 17HR30GB42**YY           | T1HR30GB42**YY                 | 19HR30GB42**YY       | 18HR30GB42**YY      |                 |  |
|               |             |                   |                | Plain          | 17HR30GB82**YY           | T1HR30GB82**YY                 | 19HR30GB82**YY       | 18HR30GB82**YY      |                 |  |
|               |             | GrayRok™          | 300            | Plain          | 17RK30GI82**YY           | T1RK30GI82**YY                 | 19RK30GI82**YY       | 18RK30GI82**YY      |                 |  |
|               |             | Polyolefin        | 250            | Sleeve         | 17PO30G+82**YY           | T1PO30G+82**YY                 | 19PO30G+82**YY       | 18PO30G+82**YY      | B, Z            |  |
|               |             |                   |                |                | 17PO30G+90**YY           | T1PO30G+90**YY                 | 19PO30G+90**YY       | 18PO30G+90**YY      | J, Z            |  |
|               |             |                   |                |                | 17PO30GZ42**YY           | T1PO30GZ42**YY                 | 19PO30GZ42**YY       | 18PO30GZ42**YY      |                 |  |
|               |             | H.D. Polyolefin   | 300            | Plain          | 17HP30G+82**YY           | T1HP30G+82**YY                 | 19HP30G+82**YY       | 18HP30G+82**YY      | B, E            |  |
|               |             | Nylon             | 300            | Sleeve         | 17NY30GE90**YY           | T1NY30GE90**YY                 | 19NY30GE90**YY       | 18NY30GE90**YY      |                 |  |
|               |             |                   |                | Precision      | 17NY30GE47**YY           | T1NY30GE47**YY                 | 19NY30GE47**YY       | 18NY30GE47**YY      |                 |  |
|               |             | Phenolic          | 300            | Top Hat        | 17PH30GB99**YY           | T1PH30GB99**YY                 | 19PH30GB99**YY       | 18PH30GB99**YY      |                 |  |
|               |             | H.T. Phenolic     | 200            | S.S. Top Hat   | 17HT30GQ97**YY           | T1HT30GQ97**YY                 | 19HT30GQ97**YY       | 18HT30GQ97**YY      |                 |  |
|               |             | BrimStone™        | 350            | S.S. Top Hat   | 17GN30G+97**YY           | T1GN30G+97**YY                 | 19GN30G+97**YY       | 18GN30G+97**YY      | B, Q            |  |
|               |             | Semi-Steel        | 350            | Plain          | 17SS30GS82**YY           | T1SS30GS82**YY                 | 19SS30GS82**YY       | 18SS30GS82**YY      |                 |  |
|               |             |                   |                | Sleeve         | 17SS30GS90**YY           | T1SS30GS90**YY                 | 19SS30GS90**YY       | 18SS30GS90**YY      |                 |  |
|               |             | Sintered Iron     | 350            | Plain          | 17SI30GS82**YY           | T1SI30GS82**YY                 | 19SI30GS82**YY       | 18SI30GS82**YY      |                 |  |
|               |             | V-Groove          | 350            | Plain          | 17VG30GT82**YY           | T1VG30GT82**YY                 | 19VG30GT82**YY       | 18VG30GT82**YY      |                 |  |
|               |             | Maxrok™           | 350            | Plain          | 17MA30GB82**YY           | T1MA30GB82**YY                 | 19MA30GB82**YY       | 18MA30GB82**YY      |                 |  |
| Conductive PU | 225         | Precision         | 17CU30GH44**YY | T1CU30GH44**YY | 19CU30GH44**YY           | 18CU30GH44**YY                 |                      |                     |                 |  |
| 3"            | 1-3/8"      | Neo-Energizer™    | 300            | Ball           | 17EN30VB42**YY           | T1EN30VB42**YY                 | 19EN30VB42**YY       | 18EN30VB42**YY      |                 |  |
|               |             |                   |                | Precision      | 17EN30VBP2**YY           | T1EN30VBP2**YY                 | 19EN30VBP2**YY       | 18EN30VBP2**YY      |                 |  |
|               |             | Elastomer         | 300            | Precision      | 17SX30VIP2**YY           | T1SX30VIP2**YY                 | 19SX30VIP2**YY       | 18SX30VIP2**YY      |                 |  |
| 3"            | 1-1/2"      | Phenolic          | 350            | Sleeve         | 17PH30HB90**YY           | T1PH30HB90**YY                 | 19PH30HB90**YY       | 18PH30HB90**YY      |                 |  |
|               |             |                   |                | Roller         | 17PH30HB03**YZ           | T1PH30HB03**YZ                 | 19PH30HB03**YZ       | 18PH30HB03**YZ      |                 |  |
|               |             | BrimStone™        | 350            | Sleeve         | 17GN30H+90**YY           | T1GN30H+90**YY                 | 19GN30H+90**YY       | 18GN30H+90**YY      | B, Q            |  |



17/18/19/T1 SERIES • CAPACITY 350

| Wheel Dia       | Tread Width    | Wheel Type        | Load Capacity  | Bearing Type   | Total Lock Caster Part # | Directional Lock Caster Part # | Swivel Caster Part # | Rigid Caster Part # | + Color         |            |
|-----------------|----------------|-------------------|----------------|----------------|--------------------------|--------------------------------|----------------------|---------------------|-----------------|------------|
| 3-1/2"          | 1-1/4"         | Yoke and axle/nut |                |                |                          | 17ZZ35GZ82**YAN                | T1ZZ35GZ82**YAN      | 19ZZ35GZ82**YAN     | 18ZZ35GZ82**YAN |            |
|                 |                | Super-Soft™       | 110            | Annular        | 17SF35GI43**YY           | T1SF35GI43**YY                 | 19SF35GI43**YY       | 18SF35GI43**YY      |                 |            |
|                 |                | Soft Rubber       | 300            | Plain          | 17SR35GB82**YY           | T1SR35GB82**YY                 | 19SR35GB82**YY       | 18SR35GB82**YY      |                 |            |
|                 |                | Rubber/Alu        | 300            | Annular        | 17RA35GI43**YY           | T1RA35GI43**YY                 | 19RA35GI43**YY       | 18RA35GI43**YY      |                 |            |
|                 |                | Nomadic™          | 300            | Delrin         | 17NM35G+5A**YY           | T1NM35G+5A**YY                 | 19NM35G+5A**YY       | 18NM35G+5A**YY      |                 | I, L       |
|                 |                |                   |                | Annular        | 17NM35G+43**YY           | T1NM35G+43**YY                 | 19NM35G+43**YY       | 18NM35G+43**YY      |                 |            |
|                 |                | Thermo-Pro™       | 230            | Precision      | 17TP35GI44**YY           | T1TP35GI44**YY                 | 19TP35GI44**YY       | 18TP35GI44**YY      |                 |            |
|                 |                |                   |                | Sleeve         | 17TP35G+47**YY           | T1TP35G+47**YY                 | 19TP35G+47**YY       | 18TP35G+47**YY      |                 | T, Y       |
|                 |                | Element™          | 300            | Annular        | 17EL35GI43**YY           | T1EL35GI43**YY                 | 19EL35GI43**YY       | 18EL35GI43**YY      |                 |            |
|                 |                |                   |                | Ball           | 17PP35G+42**YY           | T1PP35G+42**YY                 | 19PP35G+42**YY       | 18PP35G+42**YY      |                 | K, P, W    |
|                 |                | Poly-Pro™         | 300            | Precision      | 17PP35G+44**YY           | T1PP35G+44**YY                 | 19PP35G+44**YY       | 18PP35G+44**YY      |                 | A, D, I, S |
|                 |                |                   |                | Delrin         | 17PP35G+47**YY           | T1PP35G+47**YY                 | 19PP35G+47**YY       | 18PP35G+47**YY      |                 | T, Y       |
|                 |                |                   |                | Annular        | 17PP35G+55**YY           | T1PP35G+55**YY                 | 19PP35G+55**YY       | 18PP35G+55**YY      |                 | K, P, W    |
|                 |                |                   |                | Sleeve         | 17PP35G+90**YY           | T1PP35G+90**YY                 | 19PP35G+90**YY       | 18PP35G+90**YY      |                 | T, Y       |
|                 |                | Polymadic™        | 325            | Delrin         | 17PM35GM5A**YY           | T1PM35GM5A**YY                 | 19PM35GM5A**YY       | 18PM35GM5A**YY      |                 |            |
|                 |                |                   |                | Annular        | 17PM35GM43**YY           | T1PM35GM43**YY                 | 19PM35GM43**YY       | 18PM35GM43**YY      |                 |            |
|                 |                | Polyon AL™        | 350            | Annular        | 17PA35G+43**YY           | T1PA35G+43**YY                 | 19PA35G+43**YY       | 18PA35G+43**YY      |                 | L, M       |
|                 |                | Disc Wheel        | 250            | Ball           | 17UN35GLA3**YY           | T1UN35GLA3**YY                 | 19UN35GLA3**YY       | 18UN35GLA3**YY      |                 |            |
|                 |                | Hard Rubber       | 300            | Plain          | 17HR35GB82**YY           | T1HR35GB82**YY                 | 19HR35GB82**YY       | 18HR35GB82**YY      |                 |            |
|                 |                | Polyolefin        | 350            | Plain          | 17PO35GZ82**YY           | T1PO35GZ82**YY                 | 19PO35GZ82**YY       | 18PO35GZ82**YY      |                 |            |
| Sleeve          | 17PO35GJ90**YY |                   |                | T1PO35GJ90**YY | 19PO35GJ90**YY           | 18PO35GJ90**YY                 |                      |                     |                 |            |
| Phenolic        | 350            | Top Hat           | 17PH35GB99**YY | T1PH35GB99**YY | 19PH35GB99**YY           | 18PH35GB99**YY                 |                      |                     |                 |            |
| Semi-Steel      | 350            | Plain             | 17SS35GS82**YY | T1SS35GS82**YY | 19SS35GS82**YY           | 18SS35GS82**YY                 |                      |                     |                 |            |
| BrimStone™      | 350            | S.S. Top Hat      | 17GN35GQ97**YY | T1GN35GQ97**YY | 19GN35GQ97**YY           | 18GN35GQ97**YY                 |                      |                     |                 |            |
| 4"              | 1-1/4"         | Yoke and axle/nut |                |                |                          | 17ZZ40GZ82**YAN                | T1ZZ40GZ82**YAN      | 19ZZ40GZ82**YAN     | 18ZZ40GZ82**YAN |            |
|                 |                | Super-Soft™       | 120            | Annular        | 17SF40GI43**YY           | T1SF40GI43**YY                 | 19SF40GI43**YY       | 18SF40GI43**YY      |                 |            |
|                 |                | Soft Rubber       | 350            | Plain          | 17SR40GB82**YY           | T1SR40GB82**YY                 | 19SR40GB82**YY       | 18SR40GB82**YY      |                 |            |
|                 |                |                   |                | Ball           | 17SR40GB42**YY           | T1SR40GB42**YY                 | 19SR40GB42**YY       | 18SR40GB42**YY      |                 |            |
|                 |                | Blue Ergo™        | 350            | Roller         | 17BL40GL4R**YY           | T1BL40GL4R**YY                 | 19BL40GL4R**YY       | 18BL40GL4R**YY      |                 |            |
|                 |                | Rubber/Alu        | 250            | Annular        | 17RA40GI43**YY           | T1RA40GI43**YY                 | 19RA40GI43**YY       | 18RA40GI43**YY      |                 |            |
|                 |                | Nomadic™          | 300            | Delrin         | 17NM40GI5A**YY           | T1NM40GI5A**YY                 | 19NM40GI5A**YY       | 18NM40GI5A**YY      |                 |            |
|                 |                |                   |                | Annular        | 17NM40GI43**YY           | T1NM40GI43**YY                 | 19NM40GI43**YY       | 18NM40GI43**YY      |                 |            |
|                 |                | Conductive        | 250            | Precision      | 17CN40GH44**YY           | T1CN40GH44**YY                 | 19CN40GH44**YY       | 18CN40GH44**YY      |                 |            |
|                 |                | Thermo-Pro™       | 250            | Precision      | 17TP40G+44**YY           | T1TP40G+44**YY                 | 19TP40G+44**YY       | 18TP40G+44**YY      |                 | A, I       |
|                 |                |                   |                | Sleeve         | 17TP40G+47**YY           | T1TP40G+47**YY                 | 19TP40G+47**YY       | 18TP40G+47**YY      |                 | T, Y       |
|                 |                | Element™          | 320            | Annular        | 17EL40GI43**YY           | T1EL40GI43**YY                 | 19EL40GI43**YY       | 18EL40GI43**YY      |                 |            |
|                 |                |                   |                | Ball           | 17PP40G+42**YY           | T1PP40G+42**YY                 | 19PP40G+42**YY       | 18PP40G+42**YY      |                 | K, P, W    |
|                 |                | Poly-Pro™         | 350            | Precision      | 17PP40G+44**YY           | T1PP40G+44**YY                 | 19PP40G+44**YY       | 18PP40G+44**YY      |                 | A, D, I, S |
|                 |                |                   |                | Delrin         | 17PP40G+47**YY           | T1PP40G+47**YY                 | 19PP40G+47**YY       | 18PP40G+47**YY      |                 | T, Y       |
|                 |                |                   |                | Annular        | 17PP40G+55**YY           | T1PP40G+55**YY                 | 19PP40G+55**YY       | 18PP40G+55**YY      |                 |            |
|                 |                |                   |                | Sleeve         | 17PP40G+90**YY           | T1PP40G+90**YY                 | 19PP40G+90**YY       | 18PP40G+90**YY      |                 |            |
|                 |                | Polymadic™        | 350            | Delrin         | 17PM40GM5A**YY           | T1PM40GM5A**YY                 | 19PM40GM5A**YY       | 18PM40GM5A**YY      |                 |            |
|                 |                |                   |                | Annular        | 17PM40GM43**YY           | T1PM40GM43**YY                 | 19PM40GM43**YY       | 18PM40GM43**YY      |                 |            |
|                 |                | Elite™            | 350            | Ball           | 17ET40GL42**YY           | T1ET40GL42**YY                 | 19ET40GL42**YY       | 18ET40GL42**YY      |                 |            |
|                 |                | Ergo-PU           | 350            | Dual Precision | 17EU40GOD0**YY           | T1EU40GOD0**YY                 | 19EU40GOD0**YY       | 18EU40GOD0**YY      |                 |            |
|                 |                | DuraLastomer™     | 350            | Sleeve         | 17SU40GL90**YY           | T1SU40GL90**YY                 | 19SU40GL90**YY       | 18SU40GL90**YY      |                 |            |
|                 |                | Polyon AL™        | 350            | Annular        | 17PA40GL43**YY           | T1PA40GL43**YY                 | 19PA40GL43**YY       | 18PA40GL43**YY      |                 | L, M       |
|                 |                | Disc Wheel        | 270            | Ball           | 17UN40GLA3**YY           | T1UN40GLA3**YY                 | 19UN40GLA3**YY       | 18UN40GLA3**YY      |                 |            |
|                 |                | Hard Rubber       | 350            | Plain          | 17HR40GB82**YY           | T1HR40GB82**YY                 | 19HR40GB82**YY       | 18HR40GB82**YY      |                 |            |
|                 |                |                   |                | Ball           | 17HR40GB42**YY           | T1HR40GB42**YY                 | 19HR40GB42**YY       | 18HR40GB42**YY      |                 |            |
|                 |                | Maxrok™           | 350            | Plain          | 17MA40GB82**YY           | T1MA40GB82**YY                 | 19MA40GB82**YY       | 18MA40GB82**YY      |                 |            |
|                 |                | Polyolefin        | 350            | Plain          | 17PO40G+82**YY           | T1PO40G+82**YY                 | 19PO40G+82**YY       | 18PO40G+82**YY      |                 | B, Z       |
|                 |                |                   |                | Sleeve         | 17PO40G+90**YY           | T1PO40G+90**YY                 | 19PO40G+90**YY       | 18PO40G+90**YY      |                 | J, Z       |
|                 |                |                   |                | Ball           | 17PO40GZ42**YY           | T1PO40GZ42**YY                 | 19PO40GZ42**YY       | 18PO40GZ42**YY      |                 |            |
|                 |                | H.D. Polyolefin   | 350            | Plain          | 17HP40G+82**YY           | T1HP40G+82**YY                 | 19HP40G+82**YY       | 18HP40G+82**YY      |                 | B, E       |
|                 |                | Nylon             | 350            | Precision      | 17NY40GE47**YY           | T1NY40GE47**YY                 | 19NY40GE47**YY       | 18NY40GE47**YY      |                 |            |
| Sleeve          | 17NY40GE90**YY |                   |                | T1NY40GE90**YY | 19NY40GE90**YY           | 18NY40GE90**YY                 |                      |                     |                 |            |
| Phenolic        | 350            | Top Hat           | 17PH40GB99**YY | T1PH40GB99**YY | 19PH40GB99**YY           | 18PH40GB99**YY                 |                      |                     |                 |            |
| H.T. Phenolic   | 250            | S.S. Top Hat      | 17HT40GQ97**YY | T1HT40GQ97**YY | 19HT40GQ97**YY           | 18HT40GQ97**YY                 |                      |                     |                 |            |
| BrimStone™      | 350            | S.S. Top Hat      | 17GN40G+97**YY | T1GN40G+97**YY | 19GN40G+97**YY           | 18GN40G+97**YY                 |                      | Q, B                |                 |            |
| SteROLLizer™ AL | 300            | Sleeve            | 17BF40GC90**YZ | T1BF40GC90**YZ | 19BF40GC90**YZ           | 18BF40GC90**YZ                 |                      |                     |                 |            |
| SteROLLizer™ SS | 300            | Sleeve            | 17SL40GC90**YY | T1SL40GC90**YY | 19SL40GC90**YY           | 18SL40GC90**YY                 |                      |                     |                 |            |
| Semi-Steel      | 350            | Plain             | 17SS40GS82**YY | T1SS40GS82**YY | 19SS40GS82**YY           | 18SS40GS82**YY                 |                      |                     |                 |            |
|                 |                | Sleeve            | 17SS40GS90**YY | T1SS40GS90**YY | 19SS40GS90**YY           | 18SS40GS90**YY                 |                      |                     |                 |            |
| Conductive PU   | 250            | Precision         | 17CU40GH44**YY | T1CU40GH44**YY | 19CU40GH44**YY           | 18CU40GH44**YY                 |                      |                     |                 |            |



17/18/19/T1 SERIES • CAPACITY 350

| Wheel Dia       | Tread Width | Wheel Type        | Load Capacity  | Bearing Type   | Total Lock Caster Part # | Directional Lock Caster Part # | Swivel Caster Part # | Rigid Caster Part # | + Color        |
|-----------------|-------------|-------------------|----------------|----------------|--------------------------|--------------------------------|----------------------|---------------------|----------------|
| 4"              | 1-1/2"      | Polyon™           | 350            | Roller         | 17PU40H+03**YZ           | T1PU40H+03**YZ                 | 19PU40H+03**YZ       | 18PU40H+03**YZ      | G,V            |
|                 |             | Polyon AL™        | 350            | Roller         | 17PA40H+03**YZ           | T1PA40H+03**YZ                 | 19PA40H+03**YZ       | 18PA40H+03**YZ      |                |
|                 |             | Polyolefin        | 350            | Roller         | 17PO40HB03**YZ           | T1PO40HB03**YZ                 | 19PO40HB03**YZ       | 18PO40HB03**YZ      | B,Q            |
|                 |             | Phenolic          | 350            | Sleeve         | 17PH40HB90**YY           | T1PH40HB90**YY                 | 19PH40HB90**YY       | 18PH40HB90**YY      |                |
|                 |             |                   |                | Roller         | 17PH40HB03**YZ           | T1PH40HB03**YZ                 | 19PH40HB03**YZ       | 18PH40HB03**YZ      |                |
|                 |             | H.T. Phenolic     | 350            | Sleeve         | 17HT40HQ90**YY           | T1HT40HQ90**YY                 | 19HT40HQ90**YY       | 18HT40HQ90**YY      |                |
|                 |             |                   |                | Roller         | 17HT40HQ03**YZ           | T1HT40HQ03**YZ                 | 19HT40HQ03**YZ       | 18HT40HQ03**YZ      |                |
|                 |             | BrimStone™        | 350            | Sleeve         | 17GN40H+90**YY           | T1GN40H+90**YY                 | 19GN40H+90**YY       | 18GN40H+90**YY      |                |
|                 |             |                   |                | Roller         | 17GN40H+03**YZ           | T1GN40H+03**YZ                 | 19GN40H+03**YZ       | 18GN40H+03**YZ      | B,Q            |
|                 |             | SteROLLizer™ AL   | 350            | SS Precision   | 17BH40HC61**YY           | T1BH40HC61**YY                 | 19BH40HC61**YY       | 18BH40HC61**YY      |                |
| SteROLLizer™ SS | 350         | SS Precision      | 17SL40HC61**YY | T1SL40HC61**YY | 19SL40HC61**YY           | 18SL40HC61**YY                 |                      |                     |                |
| Epoxy           | 350         | Dual Precision    | 17OV40HG+4**YZ | T1OV40HG+4**YZ | 19OV40HG+4**YZ           | 18OV40HG+4**YZ                 |                      |                     |                |
|                 |             | Sleeve            | 17OV40H+90**YZ | T1OV40H+90**YZ | 19OV40H+90**YZ           | 18OV40H+90**YZ                 | G,Q                  |                     |                |
| 5"              | 1-1/4"      | Yoke and axle/nut |                |                | 17ZZ50GZ82**YAN          | T1ZZ50GZ82**YAN                | 19ZZ50GZ82**YAN      | 18ZZ50GZ82**YAN     |                |
|                 |             | Super-Soft™       | 125            | Annular        | 17SF50GI43**YY           | T1SF50GI43**YY                 | 19SF50GI43**YY       | 18SF50GI43**YY      |                |
|                 |             | Soft Rubber       | 350            | Plain          | 17SR50GB82**YY           | T1SR50GB82**YY                 | 19SR50GB82**YY       | 18SR50GB82**YY      |                |
|                 |             |                   |                | Ball           | 17SR50GB42**YY           | T1SR50GB42**YY                 | 19SR50GB42**YY       | 18SR50GB42**YY      |                |
|                 |             | Blue- Ergo™       | 350            | Roller         | 17BL50GL4R**YY           | T1BL50GL4R**YY                 | 19BL50GL4R**YY       | 18BL50GL4R**YY      |                |
|                 |             | Rubber/Alu        | 325            | Annular        | 17RA50GI43**YY           | T1RA50GI43**YY                 | 19RA50GI43**YY       | 18RA50GI43**YY      |                |
|                 |             | Nomadic™          | 325            | Delrin         | 17NM50G+5A**YY           | T1NM50G+5A**YY                 | 19NM50G+5A**YY       | 18NM50G+5A**YY      |                |
|                 |             |                   |                | Annular        | 17NM50G+43**YY           | T1NM50G+43**YY                 | 19NM50G+43**YY       | 18NM50G+43**YY      | I, L           |
|                 |             | Conductive        | 275            | Precision      | 17CN50GH44**YY           | T1CN50GH44**YY                 | 19CN50GH44**YY       | 18CN50GH44**YY      |                |
|                 |             | Thermo-Pro™       | 300            | Precision      | 17TP50GI44**YY           | T1TP50GI44**YY                 | 19TP50GI44**YY       | 18TP50GI44**YY      |                |
|                 |             |                   |                | Sleeve         | 17TP50G+47**YY           | T1TP50G+47**YY                 | 19TP50G+47**YY       | 18TP50G+47**YY      | T,Y            |
|                 |             | Element™          | 350            | Annular        | 17EL50GI43**YY           | T1EL50GI43**YY                 | 19EL50GI43**YY       | 18EL50GI43**YY      |                |
|                 |             | Poly-Pro™         | 350            | Ball           | 17PP50G+42**YY           | T1PP50G+42**YY                 | 19PP50G+42**YY       | 18PP50G+42**YY      | C,K,P,W        |
|                 |             |                   |                | Precision      | 17PP50G+44**YY           | T1PP50G+44**YY                 | 19PP50G+44**YY       | 18PP50G+44**YY      | A,D,I,S        |
|                 |             |                   |                |                | 17PP50G+47**YY           | T1PP50G+47**YY                 | 19PP50G+47**YY       | 18PP50G+47**YY      | T,Y            |
|                 |             |                   |                | Delrin         | 17PP50G+55**YY           | T1PP50G+55**YY                 | 19PP50G+55**YY       | 18PP50G+55**YY      | C,K,P,W        |
|                 |             | Sleeve            | 350            | 17PP50G+90**YY | T1PP50G+90**YY           | 19PP50G+90**YY                 | 18PP50G+90**YY       | T,Y                 |                |
|                 |             |                   |                | Polymadic™     | 350                      | Delrin                         | 17PM50GM5A**YY       | T1PM50GM5A**YY      | 19PM50GM5A**YY |
|                 |             | Ergo-PU           | 350            | Annular        | 17PM50GM43**YY           | T1PM50GM43**YY                 | 19PM50GM43**YY       | 18PM50GM43**YY      |                |
|                 |             |                   |                | Dual Precision | 17EU50GOD0**YY           | T1EU50GOD0**YY                 | 19EU50GOD0**YY       | 18EU50GOD0**YY      |                |
|                 |             | DuraLastomer™     | 350            | Sleeve         | 17SU50GL90**YY           | T1SU50GL90**YY                 | 19SU50GL90**YY       | 18SU50GL90**YY      |                |
|                 |             | Polyon AL™        | 350            | Annular        | 17PA50GL43**YY           | T1PA50GL43**YY                 | 19PA50GL43**YY       | 18PA50GL43**YY      |                |
|                 |             | Disc Wheel        | 300            | Ball           | 17UN50GLA3**YY           | T1UN50GLA3**YY                 | 19UN50GLA3**YY       | 18UN50GLA3**YY      |                |
|                 |             | Hard Rubber       | 350            | Plain          | 17HR50GB82**YY           | T1HR50GB82**YY                 | 19HR50GB82**YY       | 18HR50GB82**YY      |                |
|                 |             |                   |                | Ball           | 17HR50GB42**YY           | T1HR50GB42**YY                 | 19HR50GB42**YY       | 18HR50GB42**YY      |                |
|                 |             | Maxrok™           | 350            | Plain          | 17MA50GB82**YY           | T1MA50GB82**YY                 | 19MA50GB82**YY       | 18MA50GB82**YY      |                |
|                 |             | Polyolefin        | 350            | Plain          | 17PO50G+82**YY           | T1PO50G+82**YY                 | 19PO50G+82**YY       | 18PO50G+82**YY      | B,Z            |
|                 |             |                   |                | Sleeve         | 17PO50G+90**YY           | T1PO50G+90**YY                 | 19PO50G+90**YY       | 18PO50G+90**YY      | J,Z            |
|                 |             |                   |                | Ball           | 17PO50GZ42**YY           | T1PO50GZ42**YY                 | 19PO50GZ42**YY       | 18PO50GZ42**YY      |                |
|                 |             | H.D. Polyolefin   | 350            | Plain          | 17HP50G+82**YY           | T1HP50G+82**YY                 | 19HP50G+82**YY       | 18HP50G+82**YY      | B,E            |
|                 |             | Nylon             | 350            | Precision      | 17NY50GE47**YY           | T1NY50GE47**YY                 | 19NY50GE47**YY       | 18NY50GE47**YY      |                |
|                 |             |                   |                | Sleeve         | 17NY50GE90**YY           | T1NY50GE90**YY                 | 19NY50GE90**YY       | 18NY50GE90**YY      |                |
|                 |             | Phenolic          | 350            | Top Hat        | 17PH50GB99**YY           | T1PH50GB99**YY                 | 19PH50GB99**YY       | 18PH50GB99**YY      |                |
|                 |             | H.T. Phenolic     | 300            | S.S. Top Hat   | 17HT50GQ97**YY           | T1HT50GQ97**YY                 | 19HT50GQ97**YY       | 18HT50GQ97**YY      |                |
|                 |             | BrimStone™        | 350            | S.S. Top Hat   | 17GN50G+97**YY           | T1GN50G+97**YY                 | 19GN50G+97**YY       | 18GN50G+97**YY      | Q,B            |
| Semi-Steel      | 350         | Plain             | 17SS50GS82**YY | T1SS50GS82**YY | 19SS50GS82**YY           | 18SS50GS82**YY                 |                      |                     |                |
|                 |             | Sleeve            | 17SS50GS90**YY | T1SS50GS90**YY | 19SS50GS90**YY           | 18SS50GS90**YY                 |                      |                     |                |
| Conductive PU   | 250         | Precision         | 17CU50GH44**YY | T1CU50GH44**YY | 19CU50GH44**YY           | 18CU50GH44**YY                 |                      |                     |                |
| 5"              | 1-3/8"      | Neo-Energizer™    | 350            | Ball           | 17EN50VB42**YY           | T1EN50VB42**YY                 | 19EN50VB42**YY       | 18EN50VB42**YY      |                |
|                 |             |                   | 350            | Precision      | 17EN50VBP2**YY           | T1EN50VBP2**YY                 | 19EN50VBP2**YY       | 18EN50VBP2**YY      |                |
| 5"              | 1-1/2"      | Polyon™           | 350            | Roller         | 17PU50H+03**YZ           | T1PU50H+03**YZ                 | 19PU50H+03**YZ       | 18PU50H+03**YZ      | G,V            |
|                 |             | Polyon AL™        | 350            | Roller         | 17PA50H+03**YZ           | T1PA50H+03**YZ                 | 19PA50H+03**YZ       | 18PA50H+03**YZ      | N,R            |
|                 |             | Polyolefin        | 350            | Roller         | 17PO50HB03**YZ           | T1PO50HB03**YZ                 | 19PO50HB03**YZ       | 18PO50HB03**YZ      |                |
|                 |             | Phenolic          | 350            | Sleeve         | 17PH50HB90**YY           | T1PH50HB90**YY                 | 19PH50HB90**YY       | 18PH50HB90**YY      |                |
|                 |             |                   |                | Roller         | 17PH50HB03**YZ           | T1PH50HB03**YZ                 | 19PH50HB03**YZ       | 18PH50HB03**YZ      |                |
|                 |             | H.T. Phenolic     | 350            | Sleeve         | 17HT50HQ90**YY           | T1HT50HQ90**YY                 | 19HT50HQ90**YY       | 18HT50HQ90**YY      |                |
|                 |             |                   |                | Roller         | 17HT50HQ03**YZ           | T1HT50HQ03**YZ                 | 19HT50HQ03**YZ       | 18HT50HQ03**YZ      |                |
| BrimStone™      | 350         | Sleeve            | 17GN50HQ90**YY | T1GN50HQ90**YY | 19GN50HQ90**YY           | 18GN50HQ90**YY                 | Q,B                  |                     |                |
|                 |             | Roller            | 17GN50HQ03**YZ | T1GN50HQ03**YZ | 19GN50HQ03**YZ           | 18GN50HQ03**YZ                 |                      |                     |                |





# TM/TG/TR Light Medium Duty - Complete Series - 350LB

- Bright zinc plated as standard, Black electrocoat and Nickel are available as options
- Total lock with metal brake mechanism
- Double ball raceway
- 3/8" Axle and nut

TMAM50GN4S06YY



TMMN50GB4306YY



TMUT50GI8206YY



| Size | Code | Overall Height* | Swivel Radius |          |
|------|------|-----------------|---------------|----------|
|      |      |                 | TM            | TG       |
| 3"   | 30   | 4-1/4"          | 4-1/8"        | 2-3/4"   |
| 4"   | 40   | 5-7/32"         | 4-1/8"        | 3-3/16"  |
| 5"   | 50   | 6-11/32"        | 4-1/8"        | 3-25/32" |

\* Reduce overall height 1/8" for stem casters

| Plate Code | Overall Size    | Bolt Hole Pattern  | Mounting Bolt Size |
|------------|-----------------|--|--------------------|
| 06         | 2-3/8" x 3-5/8" | 1-3/4" x 2-7/8" slotted to 3"<br>With two additional 5/16" holes centered at 3.22" between other two holes, long way | 5/16"              |
| 11         | 3-1/8" x 4-1/8" | 1-3/4" x 2-15/16" to 2-3/8" x 3-3/8"   | 3/8"               |
| 17         | 4" x 4-1/2"     | 2-5/8" x 3-5/8" to 3" x 3"   | 3/8"               |

| Stem Code                      | Size                           | Stem Type        | Stem Code | Modular Stem  | Stem Type   |             |
|--------------------------------|--------------------------------|------------------|-----------|---|---|-------------|
| 86                             | 1" O.D. Pipe Thread            | Pipe Adapter     | ZZ        | 1/2" diameter hole                                  | Round Grip Ring   |             |
| 61                             | 3/8" - 16 x 1                  | Threaded         | 92        | 5/8" x 2-3/16"                                      |   |             |
| 62                             | 3/8" - 16 x 1-1/2"             | Threaded         | 93        | 13/16" x 2-3/16"                                    |   |             |
| 67                             | 1/2" - 13 x 1"                 | Threaded         | 85        | 1" x 2-3/16" dual rings                             |   |             |
| 68                             | 1/2" - 13 x 1-1/2"             | Threaded         | 82        | 1-1/8" x 2-3/16" dual rings                         |   |             |
| 70                             | 1/2" - 13 x 2-3/4"             | Threaded         | 22        | 1-1/4" x 2-3/16" dual rings                         |   |             |
| 80                             | 5/8" - 11 x 1-1/4"             | Threaded         | 23        | 1-3/8" x 2-3/16" dual ring                          |   |             |
| 81                             | 5/8" - 11 x 1-3/4"             | Threaded         | 48        | 0.865" x 2-1/4"                                     |   |             |
| 87                             | 3/4" - 10 x 1-3/4"             | Threaded         | O1        | 1-1/4" X 4". 7/16" dia. crx drill, 2.5" from bottom |   | Round       |
| 91                             | 7/16" - 1-3/8"                 | Round Grip Ring  | 43        | 9/16" x 2.92", 2 x 5/16" dia. crs drill             |   | Square Stem |
| 95                             | 0.846" x 2-3/16"               | Round Grip Ring  | 55        | 7/8" x 2" w/ 3 x 5/16" CRX DRL                      |   |             |
| 41                             | 7/8" x 2-1/4"                  | Square Grip Ring | Q1        | 1" x 4" dual rings                                  |   |             |
| 51                             | 3/4" x 2" w/ 3 x 1/4" CRX DRL  | Square Stem      | 33        | 7/16" - 14 x 1-1/2"                                 |   |             |
| 56                             | 7/8" x 2" w/ 3 x 5/16" CRX DRL | Square Stem      | 79        | 7/16" - 14 x 2-1/4"                                 | Threaded  |             |
| Round Expandable Adapter Stem  |                                |                  | C8        | 1/2" - 13 x 3-1/8"                                  |   |             |
| Stem Code                      | Expandable Range               | Fits Tubing I.D. | C1        | 1/2" - 13 x 4"                                      |   |             |
| 71                             | 0.720" - 0.851"                | 3/4"             | C2        | 5/8" - 11 x 4"                                      |   |             |
| 72                             | 0.852" - 0.927"                | 7/8"             | 84        | 3/4" - 10 x 4"                                      |   |             |
| 7B                             | 0.900" - 0.980"                | 15/16"           | C3        | 3/4" - 10 x 6"                                      |   |             |
| 73                             | 0.928" - 1.029"                | 1"               | S5        | 3/4" - 10 x 10"                                     |   |             |
| 7A                             | 1.020" - 1.070"                | 1-1/16"          | M1        | M10 - 1.5 x 1.5"                                    |   |             |
| 74                             | 1.110" - 1.180"                | 1-1/8"           | M2        | M12 - 1.75 x 1-3/4"                                 |   |             |
| 78                             | 1.178" - 1.303"                | 1-3/16"          | M6        | M16 - 2 x 1.5"                                      |   |             |
| 75                             | 1.360" - 1.425"                | 1-3/8"           | M7        | M20 - 2.5 x 1-3/4"                                  |   |             |
| 76                             | 1.426" - 1.589"                | 1-1/2"           | E1        | Additional Adjustable Height 1.750" - 2.375"        | With mounting plate 2-3/8" x 3-5/8", with bolt hole pattern 1-3/4" x 2-7/8" to 3" |             |
| 77                             | 1.790" - 1.850"                | 1-7/8"           | E2        | Additional Adjustable Height 1.875" - 2.500"        |   |             |
| Square Expandable Adapter Stem |                                | Fits Tubing I.D. | E3        | Additional Adjustable Height 3.500" - 4.125"        |   |             |
| R1                             | 0.720" - 0.851"                | 3/4"             | E4        | Additional Adjustable Height 3.500" - 5.000"        |   |             |
| R2                             | 0.852" - 0.927"                | 7/8"             | F1        | Additional Adjustable Height 1.750" - 2.375"        |   |             |
| R3                             | 0.928" - 1.029"                | 1"               | F2        | Additional Adjustable Height 1.875" - 2.500"        |   |             |
| R4                             | 1.030" - 1.140"                | 1-1/8"           | F3        | Additional Adjustable Height 3.500" - 4.125"        |   |             |
| R5                             | 1.360" - 1.425"                | 1-3/8"           | F4        | Additional Adjustable Height 3.500" - 5.000"        |   |             |
| R6                             | 1.426" - 1.589"                | 1-1/2"           | B1        | Additional Adjustable Height 1.875" - 3.000"        |   |             |
| R7                             | 1.790" - 1.850"                | 1-7/8"           |           |   |   |             |
| U2                             | 0.852" - 0.927"                | 7/8"             |           |   |   |             |
| U5                             | 1.360" - 1.425"                | 1-3/8"           |           |   | Adjustable Stem to fit 1-1/2" ID Round Trubing                                    |             |



TM/TG/TR SERIES • CAPACITY 350

| Wheel Dia       | Tread Width    | Wheel Type        | Load Cap       | Bearing Type   | Total Lock Caster Part # | Swivel Caster Part # | Rigid Caster Part # | + Color         |  |
|-----------------|----------------|-------------------|----------------|----------------|--------------------------|----------------------|---------------------|-----------------|--|
| 3"              | 1-1/4"         | yoke and axle/nut |                |                |                          | TMZZ30GZ82**YAN      | TGZZ30GZ82**YAN     | TRZZ30GZ82**YAN |  |
|                 |                | Super-Soft™       | 105            | Annular        | TMSF30GI43**YY           | TGSF30GI43**YY       | TRSF30GI43**YY      |                 |  |
|                 |                | Soft Rubber       | 300            | Plain          | TMSR30GB82**YY           | TGSR30GB82**YY       | TRSR30GB82**YY      |                 |  |
|                 |                | Nomadic™          | 300            | Ball           | TMSR30GB42**YY           | TGSR30GB42**YY       | TRSR30GB42**YY      |                 |  |
|                 |                |                   |                | Delrin         | TMNM30G+5A**YY           | TGNM30G+5A**YY       | TRNM30G+5A**YY      | I, L            |  |
|                 |                | Conductive TPR    | 200            | Annular        | TMNM30G+43**YY           | TGNM30G+43**YY       | TRNM30G+43**YY      | I, L            |  |
|                 |                |                   |                | Precision      | TMCN30GH44**YY           | TGCN30GH44**YY       | TRCN30GH44**YY      |                 |  |
|                 |                | Conductive SR     | 250            | Ball           | TMCT30GB42**YY           | TGCT30GB42**YY       | TRCT30GB42**YY      |                 |  |
|                 |                | Thermo-Pro™       | 210            | Precision      | TMTP30GI44**YY           | TGTP30GI44**YY       | TRTP30GI44**YY      |                 |  |
|                 |                |                   |                | Sleeve         | TMTP30G+47**YY           | TGTP30G+47**YY       | TRTP30G+47**YY      | T, Y            |  |
|                 |                | Element™          | 300            | Annular        | TMEL30GI43**YY           | TGEL30GI43**YY       | TREL30GI43**YY      |                 |  |
|                 |                |                   |                | Ball           | TMPP30G+42**YY           | TGPP30G+42**YY       | TRPP30G+42**YY      | K, W            |  |
|                 |                | Poly-Pro™         | 300            | Precision      | TMPP30G+44**YY           | TGPP30G+44**YY       | TRPP30G+44**YY      | A, D, I, K, S   |  |
|                 |                |                   |                | Delrin         | TMPP30G+47**YY           | TGPP30G+47**YY       | TRPP30G+47**YY      | T, Y            |  |
|                 |                |                   |                | Sleeve         | TMPP30G+55**YY           | TGPP30G+55**YY       | TRPP30G+55**YY      | K, W, P         |  |
|                 |                |                   |                | Delrin         | TMPP30G+90**YY           | TGPP30G+90**YY       | TRPP30G+90**YY      | T, Y            |  |
|                 |                | Polymadic™        | 300            | Delrin         | TMPM30GM5A**YY           | TGPM30GM5A**YY       | TRPM30GM5A**YY      |                 |  |
|                 |                |                   |                | Annular        | TMPM30GM43**YY           | TGPM30GM43**YY       | TRPM30GM43**YY      |                 |  |
|                 |                | Elite™            | 350            | Ball           | TMET30GL42**YY           | TGET30GL42**YY       | TRET30GL42**YY      |                 |  |
|                 |                | Ergo-PU           | 350            | Dual Precision | TMEU30GOD0**YY           | TGEU30GOD0**YY       | TREU30GOD0**YY      |                 |  |
|                 |                | DuraLastomer™     | 300            | Sleeve         | TMSU30GL90**YY           | TGSU30GL90**YY       | TRSU30GL90**YY      |                 |  |
|                 |                | Polygon AL™       | 350            | Annular        | TMPA30GL43**YY           | TGPA30GL43**YY       | TRPA30GL43**YY      |                 |  |
|                 |                | Hard Rubber       | 300            | Ball           | TMHR30GB42**YY           | TGHR30GB42**YY       | TRHR30GB42**YY      |                 |  |
|                 |                |                   |                | Plain          | TMHR30GB82**YY           | TGHR30GB82**YY       | TRHR30GB82**YY      |                 |  |
|                 |                | GrayRok™          | 300            | Plain          | TMRK30GI82**YY           | TGRK30GI82**YY       | TRRK30GI82**YY      |                 |  |
|                 |                |                   |                | Ball           | TMPO30G+82**YY           | TGPO30G+82**YY       | TRPO30G+82**YY      | B, Z            |  |
|                 |                | Polyolefin        | 300            | Sleeve         | TMPO30G+90**YY           | TGPO30G+90**YY       | TRPO30G+90**YY      | J, Z            |  |
|                 |                |                   |                | Ball           | TMPO30GZ42**YY           | TGPO30GZ42**YY       | TRPO30GZ42**YY      |                 |  |
|                 |                | H.D. Polyolefin   | 300            | Plain          | TMHP30G+82**YY           | TGHP30G+82**YY       | TRHP30G+82**YY      | B, E            |  |
|                 |                | Nylon             | 300            | Sleeve         | TMNY30GE90**YY           | TGNY30GE90**YY       | TRNY30GE90**YY      |                 |  |
| Precision       | TMNY30GE47**YY |                   |                | TGNY30GE47**YY | TRNY30GE47**YY           |                      |                     |                 |  |
| BrimStone™      | 350            | S.S. Top Hat      | TMGN30G+97**YY | TGGN30G+97**YY | TRGN30G+97**YY           | Q, B                 |                     |                 |  |
| Maxrok™         | 350            | Plain             | TMTA30GB82**YY | TGMA30GB82**YY | TRMA30GB82**YY           |                      |                     |                 |  |
| Conductive PU   | 225            | Precision         | TMCU30GH44**YY | TGCU30GH44**YY | TRCU30GH44**YY           |                      |                     |                 |  |
|                 |                | Ball              | TMEN30VB42**YY | TGEN30VB42**YY | TREN30VB42**YY           |                      |                     |                 |  |
| Neo-energizer™  | 300            | Precision         | TMEN30VBP2**YY | TGEN30VBP2**YY | TREN30VBP2**YY           |                      |                     |                 |  |
|                 |                | Ball              | TMSX30VIP2**YY | TGSX30VIP2**YY | TRSX30VIP2**YY           |                      |                     |                 |  |
| Elastomer       | 300            | Precision         | TMSX30VIP2**YY | TGSX30VIP2**YY | TRSX30VIP2**YY           |                      |                     |                 |  |
| BrimStone™      | 350            | Sleeve            | TMGN30H+90**YY | TGGN30H+90**YY | TRGN30H+90**YY           | Q, B                 |                     |                 |  |
| 4"              | 1-1/4"         | yoke and axle/nut |                |                |                          | TMZZ40GZ82**YAN      | TGZZ40GZ82**YAN     | TRZZ40GZ82**YAN |  |
|                 |                | Super-Soft™       | 120            | Annular        | TMSF40GI43**YY           | TGSF40GI43**YY       | TRSF40GI43**YY      |                 |  |
|                 |                | Soft Rubber       | 350            | Plain          | TMSR40GB82**YY           | TGSR40GB82**YY       | TRSR40GB82**YY      |                 |  |
|                 |                |                   |                | Ball           | TMSR40GB42**YY           | TGSR40GB42**YY       | TRSR40GB42**YY      |                 |  |
|                 |                | Blue Ergo™        | 350            | Roller         | TMBL40GL4R**YZ           | TGBL40GL4R**YZ       | TRBL40GL4R**YZ      |                 |  |
|                 |                | Rubber/Alu        | 250            | Annular        | TMRA40GI43**YY           | TGRA40GI43**YY       | TRRA40GI43**YY      |                 |  |
|                 |                |                   |                | Delrin         | TMNM40GI5A**YY           | TGNM40GI5A**YY       | TRNM40GI5A**YY      |                 |  |
|                 |                | Nomadic™          | 300            | Annular        | TMNM40GI43**YY           | TGNM40GI43**YY       | TRNM40GI43**YY      |                 |  |
|                 |                |                   |                | Precision      | TMCN40GH44**YY           | TGCN40GH44**YY       | TRCN40GH44**YY      |                 |  |
|                 |                | Conductive        | 250            | Precision      | TMTP40G+44**YY           | TGTP40G+44**YY       | TRTP40G+44**YY      | A, I            |  |
|                 |                |                   |                | Sleeve         | TMTP40G+47**YY           | TGTP40G+47**YY       | TRTP40G+47**YY      | T, Y            |  |
|                 |                | Thermo-Pro™       | 250            | Precision      | TMTP40G+44**YY           | TGTP40G+44**YY       | TRTP40G+44**YY      | A, I            |  |
|                 |                |                   |                | Sleeve         | TMTP40G+90**YY           | TGTP40G+90**YY       | TRTP40G+90**YY      | T, Y            |  |
|                 |                | Element™          | 320            | Annular        | TMEL40GI43**YY           | TGEL40GI43**YY       | TREL40GI43**YY      |                 |  |
|                 |                |                   |                | Ball           | TMPP40G+42**YY           | TGPP40G+42**YY       | TRPP40G+42**YY      | W, K, P         |  |
|                 |                | Poly-Pro™         | 350            | Precision      | TMPP40G+44**YY           | TGPP40G+44**YY       | TRPP40G+44**YY      | A, D, I, K, S   |  |
|                 |                |                   |                | Delrin         | TMPP40G+47**YY           | TGPP40G+47**YY       | TRPP40G+47**YY      | T, Y            |  |
|                 |                |                   |                | Sleeve         | TMPP40G+90**YY           | TGPP40G+90**YY       | TRPP40G+90**YY      | T, Y            |  |
|                 |                |                   |                | Delrin         | TMPP40G+90**YY           | TGPP40G+90**YY       | TRPP40G+90**YY      |                 |  |
|                 |                | Polymadic™        | 350            | Delrin         | TMPM40GM5A**YY           | TGPM40GM5A**YY       | TRPM40GM5A**YY      |                 |  |
|                 |                |                   |                | Annular        | TMPM40GM43**YY           | TGPM40GM43**YY       | TRPM40GM43**YY      |                 |  |
|                 |                | Elite™            | 350            | Ball           | TMET40GL42**YY           | TGET40GL42**YY       | TRET40GL42**YY      |                 |  |
|                 |                | Ergo-PU           | 350            | Dual Precision | TMEU40GOD0**YY           | TGEU40GOD0**YY       | TREU40GOD0**YY      |                 |  |
|                 |                | DuraLastomer™     | 350            | Sleeve         | TMSU40GL90**YY           | TGSU40GL90**YY       | TRSU40GL90**YY      |                 |  |
|                 |                | Polygon AL™       | 350            | Annular        | TMPA40GL43**YY           | TGPA40GL43**YY       | TRPA40GL43**YY      | L, M            |  |
|                 |                | Disc Wheel        | 270            | Ball           | TMUN40GLA3**YY           | TGUN40GLA3**YY       | TRUN40GLA3**YY      |                 |  |
|                 |                |                   |                | Plain          | TMHR40GB82**YY           | TGHR40GB82**YY       | TRHR40GB82**YY      |                 |  |
|                 |                | Hard Rubber       | 350            | Ball           | TMHR40GB42**YY           | TGHR40GB42**YY       | TRHR40GB42**YY      |                 |  |
|                 |                |                   |                | Plain          | TMPO40G+82**YY           | TGPO40G+82**YY       | TRPO40G+82**YY      | B, Z            |  |
|                 |                | Polyolefin        | 350            | Sleeve         | TMPO40G+90**YY           | TGPO40G+90**YY       | TRPO40G+90**YY      | J, Z            |  |
| Ball            | TMPO40GZ42**YY |                   |                | TGPO40GZ42**YY | TRPO40GZ42**YY           |                      |                     |                 |  |
| H.D. Polyolefin | 350            | Plain             | TMHP40G+82**YY | TGHP40G+82**YY | TRHP40G+82**YY           | B, E                 |                     |                 |  |
| Nylon           | 350            | Precision         | TMNY40GE47**YY | TGNY40GE47**YY | TRNY40GE47**YY           |                      |                     |                 |  |
|                 |                | Sleeve            | TMNY40GE90**YY | TGNY40GE90**YY | TRNY40GE90**YY           |                      |                     |                 |  |
| BrimStone™      | 350            | S.S. Top Hat      | TMGN40G+97**YY | TGGN40G+97**YY | TRGN40G+97**YY           | Q, B                 |                     |                 |  |
| SteROLLizer™ AL | 300            | Sleeve            | TMBF40GC90**YZ | TGBF40GC90**YZ | TRBF40GC90**YZ           |                      |                     |                 |  |
| SteROLLizer™ SS | 300            | Sleeve            | TMSL40GC90**YY | TGSL40GC90**YY | TRSL40GC90**YY           |                      |                     |                 |  |
| Conductive PU   | 250            | Precision         | TMCU40GH44**YY | TGCU40GH44**YY | TRCU40GH44**YY           |                      |                     |                 |  |



TM/TG/TR SERIES • CAPACITY 350

| Wheel Dia     | Tread Width    | Wheel Type        | Load Cap       | Bearing Type   | Total Lock Caster Part # | Swivel Caster Part # | Rigid Caster Part # | + Color |
|---------------|----------------|-------------------|----------------|----------------|--------------------------|----------------------|---------------------|---------|
| 4"            | 1-1/2"         | Polyon™           | 350            | Roller         | TMPU40H+03**YZ           | TGPU40H+03**YZ       | TRPU40H+03**YZ      | G,V     |
|               |                | Polyon AL™        | 350            | Roller         | TMPO40H+03**YZ           | TGPO40H+03**YZ       | TRPO40H+03**YZ      |         |
|               |                | Polyolefin        | 350            | Roller         | TMPO40HB03**YZ           | TGPO40HB03**YZ       | TRPO40HB03**YZ      |         |
|               |                | BrimStone™        | 350            | Sleeve         | TMGN40H+90**YY           | TGGN40H+90**YY       | TRGN40H+90**YY      | Q,B     |
|               |                |                   |                | Roller         | TMGN40H+03**YY           | TGGN40H+03**YY       | TRGN40H+03**YY      |         |
|               |                | SteROLLizer™ AL   | 350            | SS Precision   | TMBH40HC61**YY           | TGBH40HC61**YY       | TRBH40HC61**YY      |         |
|               |                | SteROLLizer™ SS   | 350            | SS Precision   | TMSL40HC61**YY           | TGSL40HC61**YY       | TRSL40HC61**YY      |         |
| Epoxy         | 350            | Dual Precision    | TMOV40HGP4**YZ | TGOV40HGP4**YZ | TROV40HGP4**YZ           |                      |                     |         |
|               |                | Sleeve            | TMOV40H+90**YZ | TGOV40H+90**YZ | TROV40H+90**YZ           | G,Q                  |                     |         |
| 5"            | 1-1/4"         | yoke and axle/nut |                |                | TMZZ50GZ82**YAN          | TGZZ50GZ82**YAN      | TRZZ50GZ82**YAN     |         |
|               |                | Super-Soft™       | 125            | Annular        | TMSF50GI43**YY           | TGSF50GI43**YY       | TRSF50GI43**YY      |         |
|               |                | Soft Rubber       | 350            | Plain          | TMSR50GB82**YY           | TGSR50GB82**YY       | TRSR50GB82**YY      |         |
|               |                |                   |                | Ball           | TMSR50GB42**YY           | TGSR50GB42**YY       | TRSR50GB42**YY      |         |
|               |                | Blue- Ergo™       | 350            | Roller         | TMBL50GL4R**YZ           | TGBL50GL4R**YZ       | TRBL50GL4R**YZ      |         |
|               |                | Rubber/Alu        | 325            | Annular        | TMRA50GI43**YY           | TGRA50GI43**YY       | TRRA50GI43**YY      |         |
|               |                | Nomadic™          | 325            | Delrin         | TMNM50G+5A**YY           | TGNM50G+5A**YY       | TRNM50G+5A**YY      | I, L    |
|               |                |                   |                | Annular        | TMNM50G+43**YY           | TGNM50G+43**YY       | TRNM50G+43**YY      |         |
|               |                | Conductive        | 275            | Precision      | TMCN50GH44**YY           | TGCN50GH44**YY       | TRCN50GH44**YY      |         |
|               |                | Thermo-Pro™       | 300            | Precision      | TMTP50GI44**YY           | TGTP50GI44**YY       | TRTP50GI44**YY      | T,Y     |
|               |                |                   |                |                | TMTP50G+47**YY           | TGTP50G+47**YY       | TRTP50G+47**YY      |         |
|               |                |                   |                | Sleeve         | TMTP50G+90**YY           | TGTP50G+90**YY       | TRTP50G+90**YY      |         |
|               |                | Element™          | 350            | Annular        | TMEL50GI43**YY           | TGEL50GI43**YY       | TREL50GI43**YY      |         |
|               |                | Poly-Pro™         | 350            | Ball           | TMPP50G+42**YY           | TGPP50G+42**YY       | TRPP50G+42**YY      | C,K,P,W |
|               |                |                   |                | Precision      | TMPP50G+44**YY           | TGPP50G+44**YY       | TRPP50G+44**YY      | I,A,D,S |
|               |                |                   |                |                | TMPP50G+47**YY           | TGPP50G+47**YY       | TRPP50G+47**YY      | T,Y     |
|               |                |                   |                | Delrin         | TMPP50G+55**YY           | TGPP50G+55**YY       | TRPP50G+55**YY      | C,K,P,W |
|               |                |                   |                | Sleeve         | TMPP50G+90**YY           | TGPP50G+90**YY       | TRPP50G+90**YY      | T,Y     |
|               |                | Polymadic™        | 350            | Delrin         | TMPM50GM5A**YY           | TGPM50GM5A**YY       | TRPM50GM5A**YY      |         |
|               |                |                   |                | Annular        | TMPM50GM43**YY           | TGPM50GM43**YY       | TRPM50GM43**YY      |         |
|               |                | Ergo-PU           | 350            | Dual Precision | TMEU50GOD0**YY           | TGEU50GOD0**YY       | TREU50GOD0**YY      |         |
|               |                | DuraLastomer™     | 350            | Sleeve         | TMSU50GL90**YY           | TGSU50GL90**YY       | TRSU50GL90**YY      |         |
|               |                | Polyon AL™        | 350            | Annular        | TMPA50GL43**YY           | TGPA50GL43**YY       | TRPA50GL43**YY      |         |
|               |                | Disc Wheel        | 300            | Ball           | TMUN50GLA3**YY           | TGUN50GLA3**YY       | TRUN50GLA3**YY      |         |
|               |                | Hard Rubber       | 350            | Plain          | TMHR50GB82**YY           | TGHR50GB82**YY       | TRHR50GB82**YY      |         |
|               |                |                   |                | Ball           | TMHR50GB42**YY           | TGHR50GB42**YY       | TRHR50GB42**YY      |         |
|               |                | Polyolefin        | 350            | Plain          | TMPO50G+82**YY           | TGPO50G+82**YY       | TRPO50G+82**YY      | B,Z     |
|               |                |                   |                | Sleeve         | TMPO50G+90**YY           | TGPO50G+90**YY       | TRPO50G+90**YY      | J,Z     |
|               |                |                   |                | Ball           | TMPO50GZ42**YY           | TGPO50GZ42**YY       | TRPO50GZ42**YY      |         |
|               |                | H.D. Polyolefin   | 350            | Plain          | TMHP50G+82**YY           | TGHP50G+82**YY       | TRHP50G+82**YY      | B,E     |
|               |                | Nylon             | 350            | Precision      | TMNY50GE47**YY           | TGNY50GE47**YY       | TRNY50GE47**YY      |         |
|               |                |                   |                | Sleeve         | TMNY50GE90**YY           | TGNY50GE90**YY       | TRNY50GE90**YY      |         |
| BrimStone™    | 350            | S.S. Top Hat      | TMGN50G+97**YY | TGGN50G+97**YY | TRGN50G+97**YY           | Q,B                  |                     |         |
| Conductive PU | 250            | Precision         | TMCU50GH44**YY | TGCU50GH44**YY | TRCU50GH44**YY           |                      |                     |         |
| 5"            | 1-3/8"         | Neo-energizer™    | 350            | Ball           | TMEN50VB42**YY           | TGEN50VB42**YY       | TREN50VB42**YY      |         |
|               |                |                   | 350            | Precision      | TMEN50VBP2**YY           | TGEN50VBP2**YY       | TREN50VBP2**YY      |         |
| 5"            | 1-1/2"         | Polyon™           | 350            | Roller         | TMPU50H+03**YZ           | TGPU50H+03**YZ       | TRPU50H+03**YZ      | G,V     |
|               |                | Polyon AL™        | 350            | Roller         | TMPA50H+03**YZ           | TGPA50H+03**YZ       | TRPA50H+03**YZ      | N,R     |
|               |                | Polyolefin        | 350            | Roller         | TMPO50HB03**YZ           | TGPO50HB03**YZ       | TRPO50HB03**YZ      |         |
|               |                | BrimStone™        | 350            | Sleeve         | TMGN50HQ90**YY           | TGGN50HQ90**YY       | TRGN50HQ90**YY      | Q,B     |
| Roller        | TMGN50HQ03**YZ |                   |                | TGGN50HQ03**YZ | TRGN50HQ03**YZ           |                      |                     |         |



# TH/SH/RH - 350 LB

- Featuring 1-1/4" wide light medium duty complete series of Total Lock and matching Swivel and Rigid
- Bright Zinc plated as standard, Black Electrocoat and Nickel are available as options
- #SH Matching Swivel, with Top Lock Brake Option
- Double ball raceway swivel
- #RH Matching Rigid
- 3/8" Axle and nut
- #TH Total Lock
- NSF Listed

THNM50GI4306YY



SHPP50GP4706YY



RHBL50GL4306YY



TH/SH/RH • CAPACITY 350 LB

| Plate Code                     | Overall Size       |                  | Bolt Hole Pattern   |   | Mounting Bolt Size   |
|--------------------------------|--------------------|------------------|---|---|--|
| 06                             | 2-3/8" x 3-5/8"    |                  | 1-3/4" x 2-7/8" slotted to 3"<br><i>With two additional 5/16" holes centered at 3.22" between other two holes, long way</i> |   | 5/16"  |
| 10                             | 85mm x 95mm        |                  | 60mm x 80mm   |   | 5/16"  |
| 11                             | 3-1/8" x 4-1/8"    |                  | 1-3/4" x 2-15/16" to 2-3/8" x 3-3/8"  |   | 3/8"   |
| Stem Code                      | Size               | Stem Type        | Stem Code   | Modular Stem  | Stem Type  |
| 68                             | 1/2" - 13 x 1-1/2" | Threaded         | ZZ  | 1/2" diameter                                       | Hollow   |
| 70                             | 1/2" - 13 x 2-3/4" | Threaded         | 91  | 7/16" - 1-3/8"                                      | Round Grip Ring  |
| Round Expandable Adapter Stem  |                    |                  | 92  | 5/8" x 2-3/16"                                      |  |
| Stem Code                      | Expandable Range   | Fits Tubing I.D. | 93  | 13/16" x 2-3/16"                                    |  |
| 71                             | 0.720" - 0.851"    | 3/4"             | 95  | 0.846" x 2-3/16"                                    |  |
| 72                             | 0.852" - 0.927"    | 7/8"             | 85  | 1" x 2-3/16" dual rings                             |  |
| 7B                             | 0.900" - 0.980"    | 15/16"           | 82  | 1-1/8" x 2-3/16" dual rings                         |  |
| 73                             | 0.928" - 1.029"    | 1"               | 22  | 1-1/4" x 2-3/16" dual rings                         |  |
| 7A                             | 1.020" - 1.110"    | 1-1/16"          | 23  | 1-3/8" x 2-3/16" dual ring                          |  |
| 74                             | 1.110" - 1.180"    | 1-1/8"           | 48  | 0.865" x 2-1/2"                                     |  |
| 78                             | 1.178" - 1.303"    | 1-3/16"          | O1  | 1-1/4" X 4". 7/16" dia. crx drill, 2.5" from bottom |  |
| 75                             | 1.360" - 1.425"    | 1-3/8"           | 43  | 9/16" x 2-15/16", 2 x 5/16" dia. crs drill          | Square Stem  |
| 76                             | 1.426" - 1.589"    | 1-1/2"           | 51  | 3/4" x 2" w/ 3 x 1/4" CRX DRL                       |  |
| 77                             | 1.790" - 1.850"    | 1-7/8"           | 55  | 7/8" x 2" w/ 3 x 5/16" CRX DRL                      |  |
| Square Expandable Adapter Stem |                    |                  | 56  | 7/8" x 2" w/ 3 x 5/16" CRX DRL                      |  |
| R1                             | 0.720" - 0.851"    | 3/4"             | Q1  | 1" x 4" dual rings                                  |  |
| R2                             | 0.852" - 0.927"    | 7/8"             | 41  | 7/8" x 2-1/4" with grip ring                        | Square Grip Ring   |
| R3                             | 0.928" - 1.029"    | 1"               | 33  | 7/16" -14 x 1-1/2"                                  | Threaded   |
| R4                             | 1.030" - 1.140"    | 1-1/8"           | 62  | 3/8"-16 x 1-1/2"                                    |  |
| R5                             | 1.360" - 1.425"    | 1-3/8"           | 79  | 7/16" - 14 x 2-1/4"                                 |  |
| R6                             | 1.426" - 1.589"    | 1-1/2"           | C8  | 1/2" - 13 x 3-1/8"                                  |  |
| R7                             | 1.790" - 1.850"    | 1-7/8"           | C1  | 1/2" - 13 x 4"                                      |  |
| U2                             | 0.852" - 0.927"    | 7/8"             | 80  | 5/8" - 11 x 1-1/4"                                  |  |
| U5                             | 1.360" - 1.425"    | 1-3/8"           | 81  | 5/8" - 11 x 1-3/4"                                  |  |
|                                |                    |                  | C2  | 5/8" - 11 x 4"                                      |  |
|                                |                    |                  | 87  | 3/4" - 10 x 1-3/4"                                  |  |
|                                |                    |                  | 84  | 3/4" - 10 x 4"                                      |  |
|                                |                    |                  | C3  | 3/4" - 10 x 6"                                      |  |
|                                |                    |                  | S5  | 3/4" - 10 x 10"                                     |  |
|                                |                    |                  | M1  | M10 - 1.5 x 1-1/2"                                  | Metric Threaded  |
|                                |                    |                  | M2  | M12 - 1.75 x 1-3/4"                                 |  |
|                                |                    |                  | M6  | M16 - 2 x 1-1/2"                                    |  |
|                                |                    |                  | M7  | M20 - 2.5 x 1-3/4"                                  |  |
|                                |                    |                  | E1  | Additional Adjustable Height 1.750" - 2.375"        | With mounting plate 2-3/8" x 3-5/8", with bolt hole pattern 1-3/4" x 2-7/8" to 3"              |
|                                |                    |                  | E2  | Additional Adjustable Height 1.875" - 2.500"        |  |
|                                |                    |                  | E3  | Additional Adjustable Height 3.500" - 4.125"        |  |
|                                |                    |                  | E4  | Additional Adjustable Height 3.500" - 5.000"        |  |
|                                |                    |                  | F1  | Additional Adjustable Height 1.750" - 2.375"        | With mounting plate 3-1/2" x 3-1/2", with bolt hole pattern 2-3/4" - 2-5/8" to 2-5/8" - 2-3/4" |
|                                |                    |                  | F2  | Additional Adjustable Height 1.875" - 2.500"        |  |
|                                |                    |                  | F3  | Additional Adjustable Height 3.500" - 4.125"        |  |
|                                |                    |                  | F4  | Additional Adjustable Height 3.500" - 5.000"        |  |
|                                |                    |                  | B1  | Additional Adjustable Height 1.875" - 3.000"        | Adjustable Stem to fit 1-1/2" ID Round Trubing   |



| Caster Overall Height & Swivel Radius |      |                 |               |        |
|---------------------------------------|------|-----------------|---------------|--------|
| Size                                  | Code | Overall Height* | Swivel Radius |        |
|                                       |      |                 | SH            | TH     |
| 3"                                    | 30   | 4-1/8"          | 3"            | 4-5/8" |
| 3.5"                                  | 35   | 4-11/16"        | 3-1/4"        | 4-1/2" |
| 4"                                    | 40   | 5-1/16"         | 3-13/32"      |        |
| 5"                                    | 50   | 6-1/4"          | 4"            |        |
| 6"                                    | 60   | 7-1/8"          | 4-15/32"      |        |
| 6"                                    | 61   | 7-1/4"          | 4-1/8"        |        |

\*Reduce overall height 1/8" for stem casters

| Wheel Dia     | Tread Width | Wheel Type        | Load Capacity  | Bearing Type   | Total Lock Caster Part # | Swivel Caster Part # | Rigid Caster Part # | + Color        |      |
|---------------|-------------|-------------------|----------------|----------------|--------------------------|----------------------|---------------------|----------------|------|
| 3"            | 1-1/4"      | Yoke and axle/nut |                |                | THZZ30GZ82**YAN          | SHZZ30GZ82**YAN      | RHZZ30GZ82**YAN     |                |      |
|               |             | Super-Soft™       | 105            | Annular        | THSF30GI43**YY           | SHSF30GI43**YY       | RHSF30GI43**YY      |                |      |
|               |             | Soft Rubber       | 300            | Plain          | THSR30GB82**YY           | SHSR30GB82**YY       | RHSR30GB82**YY      |                |      |
|               |             |                   |                | Ball           | THSR30GB42**YY           | SHSR30GB42**YY       | RHSR30GB42**YY      |                |      |
|               |             | Nomadic™          | 300            | Delrin         | THNM30G+5A**YY           | SHNM30G+5A**YY       | RHNM30G+5A**YY      | I, L           |      |
|               |             |                   |                | Annular        | THNM30G+43**YY           | SHNM30G+43**YY       | RHNM30G+43**YY      |                |      |
|               |             | Conductive TPR    | 200            | Precision      | THCN30GH44**YY           | SHCN30GH44**YY       | RHCN30GH44**YY      |                |      |
|               |             | Conductive SR     | 250            | Ball           | THCT30GB42**YY           | SHCT30GB42**YY       | RHCT30GB42**YY      |                |      |
|               |             | Thermo-Pro™       | 210            | Precision      | THTP30GI44**YY           | SHTP30GI44**YY       | RHTP30GI44**YY      | T, Y           |      |
|               |             |                   |                | Sleeve         | THTP30G+47**YY           | SHTP30G+47**YY       | RHTP30G+47**YY      |                |      |
|               |             | Element™          | 300            | Annular        | THEL30GI43**YY           | SHEL30GI43**YY       | RHEL30GI43**YY      |                |      |
|               |             |                   |                | Ball           | THPP30G+42**YY           | SHPP30G+42**YY       | RHPP30G+42**YY      | K, P, W        |      |
|               |             | Poly-Pro™         | 300            | Precision      | THPP30G+44**YY           | SHPP30G+44**YY       | RHPP30G+44**YY      | A, D, I, S     |      |
|               |             |                   |                | Delrin         | THPP30G+47**YY           | SHPP30G+47**YY       | RHPP30G+47**YY      | T, Y           |      |
|               |             |                   |                | Sleeve         | THPP30G+55**YY           | SHPP30G+55**YY       | RHPP30G+55**YY      | K, P, W        |      |
|               |             | Polymadic™        | 300            | Delrin         | THPM30GM5A**YY           | SHPM30GM5A**YY       | RHPM30GM5A**YY      |                |      |
|               |             |                   |                | Annular        | THPM30GM43**YY           | SHPM30GM43**YY       | RHPM30GM43**YY      |                |      |
|               |             | Elite™            | 350            | Ball           | THET30GL42**YY           | SHET30GL42**YY       | RHET30GL42**YY      |                |      |
|               |             | Ergo-PU           | 350            | Dual Precision | THEU30GOD0**YY           | SHEU30GOD0**YY       | RHEU30GOD0**YY      |                |      |
|               |             | DuraLastomer™     | 300            | Sleeve         | THSU30GL90**YY           | SHSU30GL90**YY       | RHSU30GL90**YY      |                |      |
|               |             | Polygon AL™       | 350            | Annular        | THPA30GL43**YY           | SHPA30GL43**YY       | RHPA30GL43**YY      |                |      |
|               |             | Hard Rubber       | 300            | Ball           | THHR30GB42**YY           | SHHR30GB42**YY       | RHHR30GB42**YY      |                |      |
|               |             |                   |                | Plain          | THHR30GB82**YY           | SHHR30GB82**YY       | RHHR30GB82**YY      |                |      |
|               |             | GrayRok™          | 300            | Plain          | THRK30GI82**YY           | SHRK30GI82**YY       | RHRK30GI82**YY      |                |      |
|               |             |                   |                | 250            | Plain                    | THPO30G+82**YY       | SHPO30G+82**YY      | RHPO30G+82**YY | B, Z |
|               |             |                   |                | 300            | Sleeve                   | THPO30G+90**YY       | SHPO30G+90**YY      | RHPO30G+90**YY | J, Z |
|               |             | H.D. Polyolefin   | 300            | Ball           | THPO30GZ42**YY           | SHPO30GZ42**YY       | RHPO30GZ42**YY      |                |      |
|               |             |                   |                | Plain          | THHP30G+82**YY           | SHHP30G+82**YY       | RHHP30G+82**YY      | B, E           |      |
|               |             | Nylon             | 300            | Sleeve         | THNY30GE90**YY           | SHNY30GE90**YY       | RHNY30GE90**YY      |                |      |
|               |             |                   |                | Precision      | THNY30GE47**YY           | SHNY30GE47**YY       | RHNY30GE47**YY      |                |      |
|               |             | Phenolic          | 300            | Top Hat        | THPH30GB99**YY           | SHPH30GB99**YY       | RHPH30GB99**YY      |                |      |
|               |             | H.T. Phenolic     | 200            | S.S. Top Hat   | THHT30GQ97**YY           | SHHT30GQ97**YY       | RHHT30GQ97**YY      |                |      |
|               |             | BrimStone™        | 350            | S.S. Top Hat   | THGN30G+97**YY           | SHGN30G+97**YY       | RHGN30G+97**YY      | Q, B           |      |
|               |             | Semi-Steel        | 350            | Plain          | THSS30GS82**YY           | SHSS30GS82**YY       | RHSS30GS82**YY      |                |      |
|               |             |                   |                | Sleeve         | THSS30GS90**YY           | SHSS30GS90**YY       | RHSS30GS90**YY      |                |      |
| Sintered Iron | 350         | Plain             | THSI30GS82**YY | SHSI30GS82**YY | RHSI30GS82**YY           |                      |                     |                |      |
| V-Groove      | 350         | Plain             | THVG30GT82**YY | SHVG30GT82**YY | RHVG30GT82**YY           |                      |                     |                |      |
| Maxrok™       | 350         | Plain             | THMA30GB82**YY | SHMA30GB82**YY | RHMA30GB82**YY           |                      |                     |                |      |
| Conductive PU | 225         | Precision         | THCU30GH44**YY | SHCU30GH44**YY | RHCU30GH44**YY           |                      |                     |                |      |
| 3"            | 1-3/8"      | Neo-Energizer™    | 300            | Ball           | THEN30VB42**YY           | SHEN30VB42**YY       | RHEN30VB42**YY      |                |      |
|               |             |                   |                | Precision      | THEN30VBP2**YY           | SHEN30VBP2**YY       | RHEN30VBP2**YY      |                |      |
|               |             | Elastomer         | 300            | Precision      | THSX30VIP2**YY           | SHSX30VIP2**YY       | RHSX30VIP2**YY      |                |      |
| 3"            | 1-1/2"      | Phenolic          | 350            | Sleeve         | THPH30HB90**YY           | SHPH30HB90**YY       | RHPH30HB90**YY      |                |      |
|               |             |                   |                | Roller         | THPH30HB03**YZ           | SHPH30HB03**YZ       | RHPH30HB03**YZ      |                |      |
|               |             | BrimStone™        | 350            | Sleeve         | THGN30H+90**YY           | SHGN30H+90**YY       | RHGN30H+90**YY      | Q, B           |      |



TH/SH/RH • CAPACITY 350 LB

| Wheel Dia       | Tread Width    | Wheel Type        | Load Capacity  | Bearing Type   | Total Lock Caster Part # | Swivel Caster Part # | Rigid Caster Part # | + Color         |  |
|-----------------|----------------|-------------------|----------------|----------------|--------------------------|----------------------|---------------------|-----------------|--|
| 3-1/2"          | 1-1/4"         | Yoke and axle/nut |                |                |                          | THZZ35GZ82**YAN      | SHZZ35GZ82**YAN     | RHZZ35GZ82**YAN |  |
|                 |                | Super-Soft™       | 110            | Annular        | THSF35GI43**YY           | SHSF35GI43**YY       | RHSF35GI43**YY      |                 |  |
|                 |                | Soft Rubber       | 300            | Plain          | THSR35GB82**YY           | SHSR35GB82**YY       | RHSR35GB82**YY      |                 |  |
|                 |                | Rubber/Alu        | 300            | Annular        | THRA35GI43**YY           | SHRA35GI43**YY       | RHRA35GI43**YY      |                 |  |
|                 |                | Nomadic™          | 300            | Delrin         | THNM35G+5A**YY           | SHNM35G+5A**YY       | RHNM35G+5A**YY      | I, L            |  |
|                 |                |                   |                | Annular        | THNM35G+43**YY           | SHNM35G+43**YY       | RHNM35G+43**YY      |                 |  |
|                 |                | Thermo-Pro™       | 230            | Precision      | THTP35GI44**YY           | SHTP35GI44**YY       | RHTP35GI44**YY      | T, Y            |  |
|                 |                |                   |                | Sleeve         | THTP35G+47**YY           | SHTP35G+47**YY       | RHTP35G+47**YY      |                 |  |
|                 |                | Element™          | 300            | Annular        | THEL35GI43**YY           | SHEL35GI43**YY       | RHEL35GI43**YY      |                 |  |
|                 |                |                   |                | Ball           | THPP35G+42**YY           | SHPP35G+42**YY       | RHPP35G+42**YY      | K, P, W         |  |
|                 |                | Poly-Pro™         | 300            | Precision      | THPP35G+44**YY           | SHPP35G+44**YY       | RHPP35G+44**YY      | A, D, I, S      |  |
|                 |                |                   |                | Delrin         | THPP35G+47**YY           | SHPP35G+47**YY       | RHPP35G+47**YY      | T, Y            |  |
|                 |                |                   |                | Sleeve         | THPP35G+55**YY           | SHPP35G+55**YY       | RHPP35G+55**YY      | K, P, W         |  |
|                 |                |                   |                | Sleeve         | THPP35G+90**YY           | SHPP35G+90**YY       | RHPP35G+90**YY      | T, Y            |  |
|                 |                | Polymadic™        | 325            | Delrin         | THPM35GM5A**YY           | SHPM35GM5A**YY       | RHPM35GM5A**YY      |                 |  |
|                 |                |                   |                | Annular        | THPM35GM43**YY           | SHPM35GM43**YY       | RHPM35GM43**YY      |                 |  |
|                 |                | Polygon AL™       | 350            | Annular        | THPA35G+43**YY           | SHPA35G+43**YY       | RHPA35G+43**YY      | L, M            |  |
|                 |                | Disc Wheel        | 250            | Ball           | THUN35GLA3**YY           | SHUN35GLA3**YY       | RHUN35GLA3**YY      |                 |  |
|                 |                | Hard Rubber       | 300            | Plain          | THHR35GB82**YY           | SHHR35GB82**YY       | RHHR35GB82**YY      |                 |  |
|                 |                | Polyolefin        | 350            | Plain          | THPO35GZ82**YY           | SHPO35GZ82**YY       | RHPO35GZ82**YY      |                 |  |
| Sleeve          | THPO35GJ90**YY |                   |                | SHPO35GJ90**YY | RHPO35GJ90**YY           |                      |                     |                 |  |
| Phenolic        | 350            | Top Hat           | THPH35GB99**YY | SHPH35GB99**YY | RHPH35GB99**YY           |                      |                     |                 |  |
| Semi-Steel      | 350            | Plain             | THSS35GS82**YY | SHSS35GS82**YY | RHSS35GS82**YY           |                      |                     |                 |  |
| BrimStone™      | 350            | S.S. Top Hat      | THGN35GQ97**YY | SHGN35GQ97**YY | RHGN35GQ97**YY           |                      |                     |                 |  |
| 4"              | 1-1/4"         | yoke and axle/nut |                |                |                          | THZZ40GZ82**YAN      | SHZZ40GZ82**YAN     | RHZZ40GZ82**YAN |  |
|                 |                | Super-Soft™       | 120            | Annular        | THSF40GI43**YY           | SHSF40GI43**YY       | RHSF40GI43**YY      |                 |  |
|                 |                | Soft Rubber       | 350            | Plain          | THSR40GB82**YY           | SHSR40GB82**YY       | RHSR40GB82**YY      |                 |  |
|                 |                |                   | 350            | Ball           | THSR40GB42**YY           | SHSR40GB42**YY       | RHSR40GB42**YY      |                 |  |
|                 |                | Blue Ergo™        | 350            | Roller         | THBL40GL4R**YY           | SHBL40GL4R**YY       | RHBL40GL4R**YY      |                 |  |
|                 |                | Rubber/Alu        | 250            | Annular        | THRA40GI43**YY           | SHRA40GI43**YY       | RHRA40GI43**YY      |                 |  |
|                 |                | Nomadic™          | 300            | Delrin         | THNM40G+5A**YY           | SHNM40G+5A**YY       | RHNM40G+5A**YY      | I, L            |  |
|                 |                |                   |                | Annular        | THNM40G+43**YY           | SHNM40G+43**YY       | RHNM40G+43**YY      |                 |  |
|                 |                | Conductive        | 250            | Precision      | THCN40GH44**YY           | SHCN40GH44**YY       | RHCN40GH44**YY      |                 |  |
|                 |                |                   |                | Sleeve         | THTP40G+44**YY           | SHTP40G+44**YY       | RHTP40G+44**YY      | A, I            |  |
|                 |                | Thermo-Pro™       | 250            | Precision      | THTP40G+47**YY           | SHTP40G+47**YY       | RHTP40G+47**YY      | T, Y            |  |
|                 |                |                   |                | Sleeve         | THTP40G+90**YY           | SHTP40G+90**YY       | RHTP40G+90**YY      |                 |  |
|                 |                | Element™          | 320            | Annular        | THEL40GI43**YY           | SHEL40GI43**YY       | RHEL40GI43**YY      |                 |  |
|                 |                |                   |                | Ball           | THPP40G+42**YY           | SHPP40G+42**YY       | RHPP40G+42**YY      | K, P, W         |  |
|                 |                | Poly-Pro™         | 350            | Precision      | THPP40G+44**YY           | SHPP40G+44**YY       | RHPP40G+44**YY      | A, D, I, S      |  |
|                 |                |                   |                | Delrin         | THPP40G+47**YY           | SHPP40G+47**YY       | RHPP40G+47**YY      |                 |  |
|                 |                |                   |                | Sleeve         | THPP40G+55**YY           | SHPP40G+55**YY       | RHPP40G+55**YY      | T, Y            |  |
|                 |                |                   |                | Sleeve         | THPP40G+90**YY           | SHPP40G+90**YY       | RHPP40G+90**YY      |                 |  |
|                 |                | Polymadic™        | 350            | Delrin         | THPM40GM5A**YY           | SHPM40GM5A**YY       | RHPM40GM5A**YY      |                 |  |
|                 |                |                   |                | Annular        | THPM40GM43**YY           | SHPM40GM43**YY       | RHPM40GM43**YY      |                 |  |
|                 |                | Elite™            | 350            | Ball           | THET40GL42**YY           | SHET40GL42**YY       | RHET40GL42**YY      |                 |  |
|                 |                | Ergo-PU           | 350            | Dual Precision | THEU40GOD0**YY           | SHEU40GOD0**YY       | RHEU40GOD0**YY      |                 |  |
|                 |                | DuraLastomer™     | 350            | Sleeve         | THSU40GL90**YY           | SHSU40GL90**YY       | RHSU40GL90**YY      |                 |  |
|                 |                | Polygon AL™       | 350            | Annular        | THPA40GL43**YY           | SHPA40GL43**YY       | RHPA40GL43**YY      | L, M            |  |
|                 |                | Disc Wheel        | 270            | Ball           | THUN40GLA3**YY           | SHUN40GLA3**YY       | RHUN40GLA3**YY      |                 |  |
|                 |                | Hard Rubber       | 350            | Plain          | THHR40GB82**YY           | SHHR40GB82**YY       | RHHR40GB82**YY      |                 |  |
|                 |                |                   |                | Ball           | THHR40GB42**YY           | SHHR40GB42**YY       | RHHR40GB42**YY      |                 |  |
|                 |                | Maxrok™           | 350            | Plain          | THRK40GI82**YY           | SHRK40GI82**YY       | RHRK40GI82**YY      |                 |  |
|                 |                |                   |                | Plain          | THPO40G+82**YY           | SHPO40G+82**YY       | RHPO40G+82**YY      | B, Z            |  |
|                 |                | Polyolefin        | 350            | Sleeve         | THPO40G+90**YY           | SHPO40G+90**YY       | RHPO40G+90**YY      | J, Z            |  |
|                 |                |                   |                | Ball           | THPO40GZ42**YY           | SHPO40GZ42**YY       | RHPO40GZ42**YY      |                 |  |
|                 |                | H.D. Polyolefin   | 350            | Plain          | THHP40G+82**YY           | SHHP40G+82**YY       | RHHP40G+82**YY      | B, E            |  |
|                 |                | Nylon             | 350            | Precision      | THNY40GE47**YY           | SHNY40GE47**YY       | RHNY40GE47**YY      |                 |  |
|                 |                |                   |                | Sleeve         | THNY40GE90**YY           | SHNY40GE90**YY       | RHNY40GE90**YY      |                 |  |
|                 |                | Phenolic          | 350            | Top Hat        | THPH40GB99**YY           | SHPH40GB99**YY       | RHPH40GB99**YY      |                 |  |
|                 |                | H.T. Phenolic     | 250            | S.S. Top Hat   | THHT40GQ97**YY           | SHHT40GQ97**YY       | RHHT40GQ97**YY      |                 |  |
| BrimStone™      | 350            | S.S. Top Hat      | THGN40G+97**YY | SHGN40G+97**YY | RHGN40G+97**YY           | Q, B                 |                     |                 |  |
| SteROLLizer™ AL | 300            | Sleeve            | THBF40GC90**YZ | SHBF40GC90**YZ | RHBF40GC90**YZ           |                      |                     |                 |  |
| SteROLLizer™ SS | 300            | Sleeve            | THSL40GC90**YY | SHSL40GC90**YY | RHSL40GC90**YY           |                      |                     |                 |  |
| Semi-Steel      | 350            | Plain             | THSS40GS82**YY | SHSS40GS82**YY | RHSS40GS82**YY           |                      |                     |                 |  |
|                 |                | Sleeve            | THSS40GS90**YY | SHSS40GS90**YY | RHSS40GS90**YY           |                      |                     |                 |  |
| Conductive PU   | 250            | Precision         | THCU40GH44**YY | SHCU40GH44**YY | RHCU40GH44**YY           |                      |                     |                 |  |



| Wheel Dia       | Tread Width    | Wheel Type        | Load Capacity  | Bearing Type   | Total Lock Caster Part # | Swivel Caster Part # | Rigid Caster Part # | + Color |
|-----------------|----------------|-------------------|----------------|----------------|--------------------------|----------------------|---------------------|---------|
| 4"              | 1-1/2"         | Polygon™          | 350            | Roller         | THPU40H+03**YZ           | SHPU40H+03**YZ       | RHPU40H+03**YZ      | G,V     |
|                 |                | Polygon AL™       | 350            | Roller         | THPA40H+03**YZ           | SHPA40H+03**YZ       | RHPA40H+03**YZ      |         |
|                 |                | Polyolefin        | 350            | Roller         | THPO40HB03**YZ           | SHPO40HB03**YZ       | RHPO40HB03**YZ      |         |
|                 |                | Phenolic          | 350            | Sleeve         | THPH40HB90**YY           | SHPH40HB90**YY       | RHPH40HB90**YY      |         |
|                 |                |                   |                | Roller         | THPH40HB03**YZ           | SHPH40HB03**YZ       | RHPH40HB03**YZ      |         |
|                 |                | H.T. Phenolic     | 350            | Sleeve         | THHT40HQ90**YY           | SHHT40HQ90**YY       | RHHT40HQ90**YY      |         |
|                 |                |                   |                | Roller         | THHT40HQ03**YZ           | SHHT40HQ03**YZ       | RHHT40HQ03**YZ      |         |
|                 |                | BrimStone™        | 350            | Sleeve         | THGN40H+90**YY           | SHGN40H+90**YY       | RHGN40H+90**YY      | Q,B     |
|                 |                |                   |                | Roller         | THGN40H+03**YZ           | SHGN40H+03**YZ       | RHGN40H+03**YZ      |         |
|                 |                | SteROLLizer™ AL   | 350            | SS Precision   | THBH40HC61**YY           | SHBH40HC61**YY       | RHBH40HC61**YY      |         |
| SteROLLizer™ SS | 350            | SS Precision      | THSL40HC61**YY | SHSL40HC61**YY | RHSL40HC61**YY           |                      |                     |         |
| Epoxy           | 350            | Dual Precision    | THOV40HGP4**YZ | SHOV40HGP4**YZ | RHOV40HGP4**YZ           |                      |                     |         |
|                 |                | Sleeve            | THOV40H+90**YY | SHOV40H+90**YY | RHOV40H+90**YY           | G,Q                  |                     |         |
| 5"              | 1-1/4"         | yoke and axle/nut |                |                | THZZ50GZ82**YAN          | SHZZ50GZ82**YAN      | RHZZ50GZ82**YAN     |         |
|                 |                | Super-Soft™       | 125            | Annular        | THSF50GI43**YY           | SHSF50GI43**YY       | RHSF50GI43**YY      |         |
|                 |                | Soft Rubber       | 350            | Plain          | THSR50GB82**YY           | SHSR50GB82**YY       | RHSR50GB82**YY      |         |
|                 |                |                   |                | Ball           | THSR50GB42**YY           | SHSR50GB42**YY       | RHSR50GB42**YY      |         |
|                 |                | Blue- Ergo™       | 350            | Roller         | THBL50GL4R**YY           | SHBL50GL4R**YY       | RHBL50GL4R**YY      |         |
|                 |                | Rubber/Alu        | 325            | Annular        | THRA50GI43**YY           | SHRA50GI43**YY       | RHRA50GI43**YY      |         |
|                 |                | Nomadic™          | 325            | Delrin         | THNM50G+5A**YY           | SHNM50G+5A**YY       | RHNM50G+5A**YY      | I, L    |
|                 |                |                   |                | Annular        | THNM50G+43**YY           | SHNM50G+43**YY       | RHNM50G+43**YY      |         |
|                 |                | Conductive        | 275            | Precision      | THCN50GH44**YY           | SHCN50GH44**YY       | RHCN50GH44**YY      |         |
|                 |                | Thermo-Pro™       | 300            | Precision      | THTP50GI44**YY           | SHTP50GI44**YY       | RHTP50GI44**YY      |         |
|                 |                |                   |                | Sleeve         | THTP50G+47**YY           | SHTP50G+47**YY       | RHTP50G+47**YY      | T,Y     |
|                 |                | Element™          | 350            | Annular        | THEL50GI43**YY           | SHEL50GI43**YY       | RHEL50GI43**YY      |         |
|                 |                |                   |                | Ball           | THPP50G+42**YY           | SHPP50G+42**YY       | RHPP50G+42**YY      | C,K,P,W |
|                 |                | Poly-Pro™         | 350            | Precision      | THPP50G+44**YY           | SHPP50G+44**YY       | RHPP50G+44**YY      | I,A,D,S |
|                 |                |                   |                | THPP50G+47**YY | SHPP50G+47**YY           | RHPP50G+47**YY       | T,Y                 |         |
|                 |                |                   |                | Delrin         | THPP50G+55**YY           | SHPP50G+55**YY       | RHPP50G+55**YY      | C,K,P,W |
|                 |                |                   |                | Sleeve         | THPP50G+90**YY           | SHPP50G+90**YY       | RHPP50G+90**YY      | T,Y     |
|                 |                | Polymadic™        | 350            | Delrin         | THPM50GM5A**YY           | SHPM50GM5A**YY       | RHPM50GM5A**YY      |         |
|                 |                |                   |                | Annular        | THPM50GM43**YY           | SHPM50GM43**YY       | RHPM50GM43**YY      |         |
|                 |                | Ergo-PU           | 350            | Dual Precision | THEU50GOD0**YY           | SHEU50GOD0**YY       | RHEU50GOD0**YY      |         |
|                 |                | DuraLastomer™     | 350            | Sleeve         | THSU50GL90**YY           | SHSU50GL90**YY       | RHSU50GL90**YY      |         |
|                 |                | Polygon AL™       | 350            | Annular        | THPA50GL43**YY           | SHPA50GL43**YY       | RHPA50GL43**YY      |         |
|                 |                | Disc Wheel        | 300            | Ball           | THUN50GLA3**YY           | SHUN50GLA3**YY       | RHUN50GLA3**YY      |         |
|                 |                | Hard Rubber       | 350            | Plain          | THHR50GB82**YY           | SHHR50GB82**YY       | RHHR50GB82**YY      |         |
|                 |                |                   |                | Ball           | THHR50GB42**YY           | SHHR50GB42**YY       | RHHR50GB42**YY      |         |
|                 |                | Polyolefin        | 350            | Plain          | THPO50G+82**YY           | SHPO50G+82**YY       | RHPO50G+82**YY      | B,Z     |
|                 |                |                   |                | Sleeve         | THPO50G+90**YY           | SHPO50G+90**YY       | RHPO50G+90**YY      | J,Z     |
|                 |                |                   |                | Ball           | THPO50GZ42**YY           | SHPO50GZ42**YY       | RHPO50GZ42**YY      |         |
|                 |                | H.D. Polyolefin   | 350            | Plain          | THHP50G+82**YY           | SHHP50G+82**YY       | RHHP50G+82**YY      | B,E     |
|                 |                | Nylon             | 350            | Precision      | THNY50GE47**YY           | SHNY50GE47**YY       | RHNY50GE47**YY      |         |
|                 |                |                   |                | Sleeve         | THNY50GE90**YY           | SHNY50GE90**YY       | RHNY50GE90**YY      |         |
|                 |                | Phenolic          | 350            | Top Hat        | THPH50GB99**YY           | SHPH50GB99**YY       | RHPH50GB99**YY      |         |
|                 |                | H.T. Phenolic     | 300            | S.S. Top Hat   | THHT50GQ97**YY           | SHHT50GQ97**YY       | RHHT50GQ97**YY      |         |
| BrimStone™      | 350            | S.S. Top Hat      | THGN50G+97**YY | SHGN50G+97**YY | RHGN50G+97**YY           | Q,B                  |                     |         |
| Semi-Steel      | 350            | Plain             | THSS50GS82**YY | SHSS50GS82**YY | RHSS50GS82**YY           |                      |                     |         |
|                 |                | Sleeve            | THSS50GS90**YY | SHSS50GS90**YY | RHSS50GS90**YY           |                      |                     |         |
| Conductive PU   | 250            | Precision         | THCU50GH44**YY | SHCU50GH44**YY | RHCU50GH44**YY           |                      |                     |         |
| 5"              | 1-3/8"         | Neo-Energizer™    | 350            | Ball           | THEN50VB42**YY           | SHEN50VB42**YY       | RHEN50VB42**YY      |         |
|                 |                |                   | 350            | Precision      | THEN50VBP2**YY           | SHEN50VBP2**YY       | RHEN50VBP2**YY      |         |
| 5"              | 1-1/2"         | Polygon™          | 350            | Roller         | THPU50H+03**YZ           | SHPU50H+03**YZ       | RHPU50H+03**YZ      | G,V     |
|                 |                | Polygon AL™       | 350            | Roller         | THPA50H+03**YZ           | SHPA50H+03**YZ       | RHPA50H+03**YZ      | N,R     |
|                 |                | Polyolefin        | 350            | Roller         | THPO50HB03**YZ           | SHPO50HB03**YZ       | RHPO50HB03**YZ      |         |
|                 |                | Phenolic          | 350            | Sleeve         | THPH50HB90**YY           | SHPH50HB90**YY       | RHPH50HB90**YY      |         |
|                 |                |                   |                | Roller         | THPH50HB03**YZ           | SHPH50HB03**YZ       | RHPH50HB03**YZ      |         |
|                 |                | H.T. Phenolic     | 350            | Sleeve         | THHT50HQ90**YY           | SHHT50HQ90**YY       | RHHT50HQ90**YY      |         |
|                 |                |                   |                | Roller         | THHT50HQ03**YZ           | SHHT50HQ03**YZ       | RHHT50HQ03**YZ      |         |
|                 |                | BrimStone™        | 350            | Sleeve         | THGN50HQ90**YY           | SHGN50HQ90**YY       | RHGN50HQ90**YY      | Q,B     |
| Roller          | THGN50HQ03**YZ |                   |                | SHGN50HQ03**YZ | RHGN50HQ03**YZ           |                      |                     |         |



# BK/BR Light Medium Duty - Complete Series - 350LB

- Featuring 1-1/4" wide light medium duty complete series of swivel, rigid and total lock caster
- Bright zinc plated as standard, Black Electrocoat and Nickel are available as options
- Matching overall height of standard #13 series.
- Double ball raceway swivel
- 3/8" Axle and nut
- NSF Listed



BK/RK SERIES • CAPACITY 350

| Plate Code                     | Overall Size       | Bolt Hole Pattern   | Mounting Bolt Size             | Swivel Radius and Overall Height                    |                |  |
|--------------------------------|--------------------|---|--------------------------------|---|----------------|--|
| 06                             | 2-3/8" x 3-5/8"    | 1-3/4" x 2-7/8" slotted to 3"   | 5/16"                          | Wheel Dia.  | Overall Height | Swivel Radius  |
|                                |                    | With two additional 5/16" holes centered at 3.22" between other two holes, long way |                                | 3"  | 4-1/8"         | 4-1/4"   |
|                                |                    |   |                                | 4"  | 5-1/8"         | 4-1/4"   |
| 11                             | 3-1/8" x 4-1/8"    | 1-3/4" x 2-15/16" to 2-3/8" x 3-3/8"  | 3/8"                           | 5"  | 6-1/8"         | 4-1/4"   |
| Stem Code                      | Size               | Stem Type   | Modular Stem                   |   |                |  |
| 68                             | 1/2" - 13 x 1-1/2" | Threaded  | ZZ                             | 1/2" diameter hole                                  |                | Hollow Kingpin   |
| 70                             | 1/2" - 13 x 2-3/4" | Threaded  | 91                             | 7/16" - 1-3/8"                                      |                | Round Grip Ring  |
| Round Expandable Adapter Stem  |                    |   | 92                             | 5/8" x 2-3/16"                                      |                |  |
| Stem Code                      | Expandable Range   | Fits Tubing I.D.  | 93                             | 13/16" x 2-3/16"                                    |                |  |
| 71                             | 0.720" - 0.851"    | 3/4"  | 95                             | 0.846" x 2-3/16"                                    |                |  |
| 72                             | 0.852" - 0.927"    | 7/8"  | 85                             | 1" x 2-3/16" dual rings                             |                |  |
| 7B                             | 0.900" - 0.980"    | 15/16"  | 82                             | 1-1/8" x 2-3/16" dual rings                         |                |  |
| 73                             | 0.928" - 1.029"    | 1"  | 22                             | 1-1/4" x 2-3/16" dual rings                         |                |  |
| 7A                             | 1.020" - 1.110"    | 1-1/16"   | 23                             | 1-3/8" x 2-3/16" dual rings                         |                |  |
| 74                             | 1.110" - 1.180"    | 1-1/8"  | 48                             | 0.865" x 2-1/2"                                     |                |  |
| 78                             | 1.178" - 1.303"    | 1-3/16"   | O1                             | 1-1/4" X 4". 7/16" dia. crx drill, 2.5" from bottom |                |  |
| 75                             | 1.360" - 1.425"    | 1-3/8"  | 43                             | 9/16" x 2-15/16", 2 x 5/16" dia. crx drill          |                | Square Stem  |
| 76                             | 1.426" - 1.589"    | 1-1/2"  | 51                             | 3/4" x 2" w/ 3 x 1/4" CRX DRL                       |                |  |
| 77                             | 1.790" - 1.850"    | 1-7/8"  | 55                             | 7/8" x 2" w/ 3 x 5/16" CRX DRL                      |                |  |
| Square Expandable Adapter Stem | Fits Tubing I.D.   | 56  | 7/8" x 2" w/ 3 x 5/16" CRX DRL |   |                |  |
| R1                             | 0.720" - 0.851"    | 3/4"  | Q1                             | 1" x 4" dual rings                                  |                |  |
| R2                             | 0.852" - 0.927"    | 7/8"  | 41                             | 7/8" x 2-1/4" with grip ring                        |                | Square Grip Ring   |
| R3                             | 0.928" - 1.029"    | 1"  | 33                             | 7/16" - 14 x 1-1/2"                                 |                | Threaded   |
| R4                             | 1.030" - 1.140"    | 1-1/8"  | 79                             | 7/16" - 14 x 2-1/4"                                 |                |  |
| R5                             | 1.360" - 1.425"    | 1-3/8"  | C8                             | 1/2" - 13 x 3-1/8"                                  |                |  |
| R6                             | 1.426" - 1.589"    | 1-1/2"  | 62                             | 3/8"-16 x 1-1/2"                                    |                |  |
| R7                             | 1.790" - 1.850"    | 1-7/8"  | C1                             | 1/2" - 13 x 4"                                      |                |  |
| U2                             | 0.852" - 0.927"    | 7/8"  | 80                             | 5/8" - 11 x 1-1/4"                                  |                |  |
| U5                             | 1.360" - 1.425"    | 1-3/8"  | 81                             | 5/8" - 11 x 1-3/4"                                  |                |  |
|                                |                    |   | C2                             | 5/8" - 11 x 4"                                      |                |  |
|                                |                    |   | 87                             | 3/4" - 10 x 1-3/4"                                  |                |  |
|                                |                    |   | 84                             | 3/4" - 10 x 4"                                      |                |  |
|                                |                    |   | C3                             | 3/4" - 10 x 6"                                      |                |  |
|                                |                    |   | S5                             | 3/4" - 10 x 10"                                     |                |  |
|                                |                    |   | M1                             | M10 - 1.5 x 1.5"                                    |                | Metric Threaded  |
|                                |                    |   | M2                             | M12 - 1.75 x 1-3/4"                                 |                |  |
|                                |                    |   | M6                             | M16 - 2 x 1.5"                                      |                |  |
|                                |                    |   | M5                             | M20 - 2.5 x 1-3/4"                                  |                |  |
|                                |                    |   | E1                             | Additional Adjustable Height 1.750" - 2.375"        |                |  |
|                                |                    |   | E2                             | Additional Adjustable Height 1.875" - 2.500"        |                | With mounting plate 2-3/8" x 3-5/8", with bolt hole pattern 1-3/4" x 2-7/8" to 3"              |
|                                |                    |   | E3                             | Additional Adjustable Height 3.500" - 4.125"        |                |  |
|                                |                    |   | E4                             | Additional Adjustable Height 3.500" - 5.000"        |                |  |
|                                |                    |   | F1                             | Additional Adjustable Height 1.750" - 2.375"        |                |  |
|                                |                    |   | F2                             | Additional Adjustable Height 1.875" - 2.500"        |                | With mounting plate 3-1/2" x 3-1/2", with bolt hole pattern 2-3/4" - 2-5/8" to 2-5/8" - 2-3/4" |
|                                |                    |   | F3                             | Additional Adjustable Height 3.500" - 4.125"        |                |  |
|                                |                    |   | F4                             | Additional Adjustable Height 3.500" - 5.000"        |                |  |
|                                |                    |   | B1                             | Additional Adjustable Height 1.875" - 3.000"        |                |  |
|                                |                    |   |                                | Adjustable Stem to fit 1-1/2" ID Round Trubing      |                |  |





| Wheel Dia     | Tread Width | Wheel Type        | Load Capacity  | Bearing Type   | Total Lock Caster Part # | Rigid Caster Part # | + Color         |  |
|---------------|-------------|-------------------|----------------|----------------|--------------------------|---------------------|-----------------|--|
| 3"            | 1-1/4"      | yoke and axle/nut |                |                |                          | BKZZ30GZ82**YAN     | BRZZ30GZ82**YAN |  |
|               |             | Super-Soft™       | 105            | Annular        | BKSF30GI43**YY           | BRSF30GI43**YY      |                 |  |
|               |             | Soft Rubber       | 300            | Plain          | BKSR30GB82**YY           | BRSR30GB82**YY      |                 |  |
|               |             |                   |                | Ball           | BKSR30GB42**YY           | BRSR30GB42**YY      |                 |  |
|               |             | Nomadic™          | 300            | Delrin         | BKNM30G+5A**YY           | BRNM30G+5A**YY      | I, L            |  |
|               |             |                   |                | Annular        | BKNM30G+43**YY           | BRNM30G+43**YY      | I, L            |  |
|               |             | Conductive TPR    | 200            | Precision      | BKCN30GH44**YY           | BRCN30GH44**YY      |                 |  |
|               |             | Conductive SR     | 250            | Ball           | BKCT30GB42**YY           | BRCT30GB42**YY      |                 |  |
|               |             | Thermo-Pro™       | 210            | Precision      | BKTP30GI44**YY           | BRT30GI44**YY       | T,Y             |  |
|               |             |                   |                |                | BKTP30G+47**YY           | BRT30G+47**YY       |                 |  |
|               |             | Sleeve            | 300            | Annular        | BKTP30G+90**YY           | BRT30G+90**YY       |                 |  |
|               |             |                   |                |                | BKEL30GI43**YY           | BREL30GI43**YY      |                 |  |
|               |             | Poly-Pro™         | 300            | Ball           | BKPP30G+42**YY           | BRPP30G+42**YY      | K,W             |  |
|               |             |                   |                | Precision      | BKPP30G+44**YY           | BRPP30G+44**YY      | A,D, I, K,S     |  |
|               |             |                   |                |                | BKPP30G+47**YY           | BRPP30G+47**YY      | T,Y             |  |
|               |             |                   |                | Delrin         | BKPP30G+55**YY           | BRPP30G+55**YY      | K,W,P           |  |
|               |             | Sleeve            | 300            | Annular        | BKPP30G+90**YY           | BRPP30G+90**YY      | T,Y             |  |
|               |             |                   |                |                | BKPM30GM5A**YY           | BRPM30GM5A**YY      |                 |  |
|               |             | Polymadic™        | 300            | Delrin         | BKPM30GM43**YY           | BRPM30GM43**YY      |                 |  |
|               |             |                   |                | Annular        | BKET30GL42**YY           | BRET30GL42**YY      |                 |  |
|               |             | Elite™            | 350            | Ball           | BKET30GL42**YY           | BRET30GL42**YY      |                 |  |
|               |             | Ergo-PU           | 350            | Dual Precision | BKEU30GOD0**YY           | BREU30GOD0**YY      |                 |  |
|               |             | DuraLastomer™     | 300            | Sleeve         | BKSU30GL90**YY           | BRSU30GL90**YY      |                 |  |
|               |             | Polygon AL™       | 350            | Annular        | BKPA30GL43**YY           | BRPA30GL43**YY      |                 |  |
|               |             | Hard Rubber       | 300            | Ball           | BKHR30GB42**YY           | BRHR30GB42**YY      |                 |  |
|               |             |                   |                | Plain          | BKHR30GB82**YY           | BRHR30GB82**YY      |                 |  |
|               |             | GrayRok™          | 300            | Plain          | BKRK30GI82**YY           | BRRK30GI82**YY      |                 |  |
|               |             | Polyolefin        | 250            | Plain          | BKPO30G+82**YY           | BRPO30G+82**YY      | B,Z             |  |
|               |             |                   |                | Sleeve         | BKPO30G+90**YY           | BRPO30G+90**YY      | J,Z             |  |
|               |             |                   | 300            | Ball           | BKPO30GZ42**YY           | BRPO30GZ42**YY      |                 |  |
|               |             | H.D. Polyolefin   | 300            | Plain          | BKHP30G+82**YY           | BRHP30G+82**YY      | B,E             |  |
|               |             | Nylon             | 300            | Sleeve         | BKNY30GE90**YY           | BRNY30GE90**YY      |                 |  |
|               |             |                   |                | Precision      | BKNY30GE47**YY           | BRNY30GE47**YY      |                 |  |
|               |             | Phenolic          | 300            | Top Hat        | BKPH30GB99**YY           | BRPH30GB99**YY      |                 |  |
|               |             | H.T. Phenolic     | 200            | S.S. Top Hat   | BKHT30GQ97**YY           | BRHT30GQ97**YY      |                 |  |
|               |             | BrimStone™        | 350            | S.S. Top Hat   | BKGN30G+97**YY           | BRGN30G+97**YY      | Q,B             |  |
|               |             | Semi-Steel        | 350            | Plain          | BKSS30GS82**YY           | BRSS30GS82**YY      |                 |  |
|               |             |                   |                | Sleeve         | BKSS30GS90**YY           | BRSS30GS90**YY      |                 |  |
|               |             | Sintered Iron     | 350            | Plain          | BKSI30GS82**YY           | BRSI30GS82**YY      |                 |  |
|               |             | V-Groove          | 350            | Plain          | BKVG30GT82**YY           | BRVG30GT82**YY      |                 |  |
| Maxrok™       | 350         | Plain             | BKMA30GB82**YY | BRMA30GB82**YY |                          |                     |                 |  |
| Conductive PU | 225         | Precision         | BKCU30GH44**YY | BRCU30GH44**YY |                          |                     |                 |  |
| 3"            | 1-3/8"      | Neo-energizer™    | 300            | Ball           | BKEN30VB42**YY           | BREN30VB42**YY      |                 |  |
|               |             |                   |                | Precision      | BKEN30VBP2**YY           | BREN30VBP2**YY      |                 |  |
| Elastomer     | 300         | Precision         | BKSX30VIP2**YY | BRSX30VIP2**YY |                          |                     |                 |  |
| 3"            | 1-1/2"      | Phenolic          | 350            | Sleeve         | BKPH30HB90**YY           | BRPH30HB90**YY      |                 |  |
|               |             |                   |                | Roller         | BKPH30HB03**YZ           | BRPH30HB03**YZ      |                 |  |
| BrimStone™    | 350         | Sleeve            | BKGN30H+90**YY | BRGN30H+90**YY | Q,B                      |                     |                 |  |



| Wheel Dia       | Tread Width | Wheel Type        | Load Capacity  | Bearing Type   | Total Lock Caster Part # | Rigid Caster Part # | + Color         |  |
|-----------------|-------------|-------------------|----------------|----------------|--------------------------|---------------------|-----------------|--|
| 4"              | 1-1/4"      | yoke and axle/nut |                |                |                          | BKZZ40GZ82**YAN     | BRZZ40GZ82**YAN |  |
|                 |             | Super-Soft™       | 120            | Annular        | BKSF40GI43**YY           | BRSF40GI43**YY      |                 |  |
|                 |             | Soft Rubber       | 350            | Plain          | BKSR40GB82**YY           | BRSR40GB82**YY      |                 |  |
|                 |             |                   | 350            | Ball           | BKSR40GB42**YY           | BRSR40GB42**YY      |                 |  |
|                 |             | Rubber/Alu        | 250            | Annular        | BKRA40GI43**YY           | BRRA40GI43**YY      |                 |  |
|                 |             | Nomadic™          | 300            | Delrin         | BKNM40GI5A**YY           | BRNM40GI5A**YY      |                 |  |
|                 |             |                   |                | Annular        | BKNM40GI43**YY           | BRNM40GI43**YY      |                 |  |
|                 |             | Conductive        | 250            | Precision      | BKCN40GH44**YY           | BRCN40GH44**YY      |                 |  |
|                 |             | Thermo-Pro™       | 250            | Precision      | BKTP40G+44**YY           | B RTP40G+44**YY     | A, I            |  |
|                 |             |                   |                |                | BKTP40G+47**YY           | B RTP40G+47**YY     | T, Y            |  |
|                 |             |                   |                | Sleeve         | BKTP40G+90**YY           | B RTP40G+90**YY     | T, Y            |  |
|                 |             | Element™          | 240            | Annular        | BKEL40GI43**YY           | BREL40GI43**YY      |                 |  |
|                 |             | Poly-Pro™         | 350            | Ball           | BKPP40G+42**YY           | BRPP40G+42**YY      | W, K, P         |  |
|                 |             |                   |                | Precision      | BKPP40G+44**YY           | BRPP40G+44**YY      | A, D, I, K, S   |  |
|                 |             |                   |                |                | BKPP40G+47**YY           | BRPP40G+47**YY      | T, Y            |  |
|                 |             |                   |                | Sleeve         | BKPP40G+90**YY           | BRPP40G+90**YY      | T, Y            |  |
|                 |             | Polymadic™        | 350            | Delrin         | BKPM40GM5A**YY           | BRPM40GM5A**YY      |                 |  |
|                 |             |                   |                | Annular        | BKPM40GM43**YY           | BRPM40GM43**YY      |                 |  |
|                 |             | Elite™            | 350            | Ball           | BKET40GL42**YY           | BRET40GL42**YY      |                 |  |
|                 |             | Ergo-PU           | 350            | Dual Precision | BKEU40GOD0**YY           | BREU40GOD0**YY      |                 |  |
|                 |             | DuraLastomer™     | 350            | Sleeve         | BKSU40GL90**YY           | BRSU40GL90**YY      |                 |  |
|                 |             | Polygon AL™       | 350            | Annular        | BKPA40GL43**YY           | BRPA40GL43**YY      | L, M            |  |
|                 |             | Disc Wheel        | 270            | Ball           | BKUN40GLA3**YY           | BRUN40GLA3**YY      |                 |  |
|                 |             | Hard Rubber       | 350            | Plain          | BKHR40GB82**YY           | BRHR40GB82**YY      |                 |  |
|                 |             |                   |                | Ball           | BKHR40GB42**YY           | BRHR40GB42**YY      |                 |  |
|                 |             | Polyolefin        | 350            | Plain          | BKPO40G+82**YY           | BRPO40G+82**YY      | B, Z            |  |
|                 |             |                   |                | Sleeve         | BKPO40G+90**YY           | BRPO40G+90**YY      | J, Z            |  |
|                 |             |                   |                | Ball           | BKPO40GZ42**YY           | BRPO40GZ42**YY      |                 |  |
|                 |             | H.D. Polyolefin   | 350            | Plain          | BKHP40G+82**YY           | BRHP40G+82**YY      | B, E            |  |
|                 |             | Nylon             | 350            | Precision      | BKNY40GE47**YY           | BRNY40GE47**YY      |                 |  |
|                 |             |                   |                | Sleeve         | BKNY40GE90**YY           | BRNY40GE90**YY      |                 |  |
|                 |             | Phenolic          | 350            | Top Hat        | BKPH40GB99**YY           | BRPH40GB99**YY      |                 |  |
|                 |             |                   |                | Roller         | BKPH40HB03**YZ           | BRPH40HB03**YZ      |                 |  |
| H.T. Phenolic   | 250         | S.S. Top Hat      | BKHT40GQ97**YY | BRHT40GQ97**YY |                          |                     |                 |  |
| BrimStone™      | 350         | S.S. Top Hat      | BKGN40GQ97**YY | BRGN40GQ97**YY |                          |                     |                 |  |
| SteROLLizer™ AL | 300         | Sleeve            | BKBF40GC90**YZ | BRBF40GC90**YZ |                          |                     |                 |  |
| SteROLLizer™ SS | 300         | Sleeve            | BKSL40GC90**YY | BRSL40GC90**YY |                          |                     |                 |  |
| Semi-Steel      | 350         | Plain             | BKSS40GS82**YY | BRSS40GS82**YY |                          |                     |                 |  |
|                 |             | Sleeve            | BKSS40GS90**YY | BRSS40GS90**YY |                          |                     |                 |  |
| Conductive PU   | 250         | Precision         | BKCU40GH44**YY | BRCU40GH44**YY |                          |                     |                 |  |
| 4"              | 1-1/2"      | Polygon™          | 350            | Roller         | BKPU40H+03**YZ           | BRPU40H+03**YZ      | G, V            |  |
|                 |             | Polygon AL™       | 350            | Roller         | BKPO40H+03**YZ           | BRPO40H+03**YZ      |                 |  |
|                 |             | Polyolefin        | 350            | Roller         | BKPO40HB03**YZ           | BRPO40HB03**YZ      |                 |  |
|                 |             | Phenolic          | 350            | Sleeve         | BKPH40HB90**YY           | BRPH40HB90**YY      |                 |  |
|                 |             |                   |                | Roller         | BKPH40HB03**YZ           | BRPH40HB03**YZ      |                 |  |
|                 |             | H.T. Phenolic     | 350            | Sleeve         | BKHT40HQ90**YY           | BRHT40HQ90**YY      |                 |  |
|                 |             |                   |                | Roller         | BKHT40HQ03**YZ           | BRHT40HQ03**YZ      |                 |  |
|                 |             | BrimStone™        | 350            | Sleeve         | BKGN40H+90**YY           | BRGN40H+90**YY      | Q, B            |  |
|                 |             |                   |                | Roller         | BKGN40H+03**YY           | BRGN40H+03**YY      |                 |  |
|                 |             | SteROLLizer™ AL   | 350            | SS Precision   | BKBH40HC61**YY           | BRBH40HC61**YY      |                 |  |
|                 |             | SteROLLizer™ SS   | 350            | SS Precision   | BKSL40HC61**YY           | BRSL40HC61**YY      |                 |  |
| Epoxy           | 350         | Dual Precision    | BKOV40HGP4**YZ | BROV40HGP4**YZ |                          |                     |                 |  |
|                 |             | Sleeve            | BKOV40H+90**YZ | BROV40H+90**YZ | G, Q                     |                     |                 |  |




| Wheel Dia     | Tread Width | Wheel Type        | Load Capacity | Bearing Type   | Total Lock Caster Part # | Rigid Caster Part # | + Color         |            |
|---------------|-------------|-------------------|---------------|----------------|--------------------------|---------------------|-----------------|------------|
| 5"            | 1-1/4"      | yoke and axle/nut |               |                |                          | BKZZ50GZ82**YAN     | BRZZ50GZ82**YAN |            |
|               |             | Super-Soft™       | 125           | Annular        | BKSF50GI43**YY           | BRSF50GI43**YY      |                 |            |
|               |             | Soft Rubber       | 350           | Plain          | BKSR50GB82**YY           | BRSR50GB82**YY      |                 |            |
|               |             | Blue- Ergo™       | 350           | Ball           | BKSR50GB42**YY           | BRSR50GB42**YY      |                 |            |
|               |             | Rubber/Alu        | 325           | Roller         | BKBL50GL4R**YY           | BRBL50GL4R**YY      |                 |            |
|               |             | Nomadic™          | 325           | Annular        | BKRA50GI43**YY           | BARR50GI43**YY      |                 |            |
|               |             | Conductive        | 275           | Precision      | Delrin                   | BKNM50G+5A**YY      | BRNM50G+5A**YY  | I, L       |
|               |             |                   |               |                | Annular                  | BKNM50G+43**YY      | BRNM50G+43**YY  |            |
|               |             | Thermo-Pro™       | 300           | Precision      | Ball                     | BKTP50GI44**YY      | BRT50GI44**YY   | T, Y       |
|               |             |                   |               |                | Sleeve                   | BKTP50G+47**YY      | BRT50G+47**YY   |            |
|               |             | Element™          | 250           | Annular        | BKTP50G+90**YY           | BRT50G+90**YY       |                 |            |
|               |             | Poly-Pro™         | 350           | Ball           | Annular                  | BKEL50GI43**YY      | BREL50GI43**YY  | C, K, P, W |
|               |             |                   |               |                | Precision                | BKPP50G+42**YY      | BRPP50G+42**YY  |            |
|               |             |                   |               | Precision      | Ball                     | BKPP50G+44**YY      | BRPP50G+44**YY  | I, A, D, S |
|               |             |                   |               |                | Sleeve                   | BKPP50G+47**YY      | BRPP50G+47**YY  | T, Y       |
|               |             | Delrin            | 350           | Sleeve         | Ball                     | BKPP50G+55**YY      | BRPP50G+55**YY  | C, K, P, W |
|               |             |                   |               |                | Sleeve                   | BKPP50G+90**YY      | BRPP50G+90**YY  | T, Y       |
|               |             | Polymadic™        | 350           | Delrin         | Annular                  | BKPM50GM5A**YY      | BRPM50GM5A**YY  |            |
|               |             |                   |               |                | Annular                  | BKPM50GM43**YY      | BRPM50GM43**YY  |            |
|               |             | Ergo-PU           | 350           | Dual Precision |                          | BKEU50GOD0**YY      | BREU50GOD0**YY  |            |
|               |             | DuraLastomer™     | 350           | Sleeve         |                          | BKSU50GL90**YY      | BRSU50GL90**YY  |            |
|               |             | Polygon AL™       | 350           | Annular        |                          | BKPA50GL43**YY      | BRPA50GL43**YY  |            |
|               |             | Disc Wheel        | 300           | Ball           |                          | BKUN50GLA3**YY      | BRUN50GLA3**YY  |            |
|               |             | Hard Rubber       | 350           | Plain          | Ball                     | BKHR50GB82**YY      | BRHR50GB82**YY  |            |
|               |             |                   |               |                | Ball                     | BKHR50GB42**YY      | BRHR50GB42**YY  |            |
|               |             | Polyolefin        | 350           | Plain          | Sleeve                   | BKPO50G+82**YY      | BRPO50G+82**YY  | B, Z       |
|               |             |                   |               |                | Sleeve                   | BKPO50G+90**YY      | BRPO50G+90**YY  | J, Z       |
|               |             |                   |               |                | Ball                     | BKPO50GZ42**YY      | BRPO50GZ42**YY  |            |
|               |             | H.D. Polyolefin   | 350           | Plain          |                          | BKHP50G+82**YY      | BRHP50G+82**YY  | B, E       |
|               |             | Nylon             | 350           | Precision      | Sleeve                   | BKNY50GE47**YY      | BRNY50GE47**YY  |            |
|               |             |                   |               |                | Sleeve                   | BKNY50GE90**YY      | BRNY50GE90**YY  |            |
|               |             | Phenolic          | 350           | Top Hat        |                          | BKPH50GB99**YY      | BRPH50GB99**YY  |            |
| H.T. Phenolic | 300         | S.S. Top Hat      |               | BKHT50GQ97**YY | BRHT50GQ97**YY           |                     |                 |            |
| BrimStone™    | 350         | S.S. Top Hat      |               | BKGN50G+97**YY | BRGN50G+97**YY           | Q, B                |                 |            |
| Semi-Steel    | 350         | Plain             | Sleeve        | BKSS50GS82**YY | BRSS50GS82**YY           |                     |                 |            |
|               |             |                   | Sleeve        | BKSS50GS90**YY | BRSS50GS90**YY           |                     |                 |            |
| Conductive PU | 250         | Precision         |               | BKCU50GH44**YY | BRCU50GH44**YY           |                     |                 |            |
| 5"            | 1-3/8"      | Neo-energizer™    | Ball          | BKEN50VB42**YY | BREN50VB42**YY           |                     |                 |            |
|               |             |                   | Precision     | BKEN50VP2**YY  | BREN50VP2**YY            |                     |                 |            |
| 5"            | 1-1/2"      | Polygon™          | 350           | Roller         | BKPU50H+03**YZ           | BRPU50H+03**YZ      | G, V            |            |
|               |             | Polygon AL™       | 350           | Roller         | BKPA50H+03**YZ           | BRPA50H+03**YZ      | N, R            |            |
|               |             | Polyolefin        | 350           | Roller         | Sleeve                   | BKPO50HB03**YZ      | BRPO50HB03**YZ  |            |
|               |             |                   |               |                | Sleeve                   | BKPH50HB90**YY      | BRPH50HB90**YY  |            |
|               |             | Phenolic          | 350           | Roller         | Sleeve                   | BKPH50HB03**YZ      | BRPH50HB03**YZ  |            |
|               |             |                   |               |                | Sleeve                   | BKHT50HQ90**YY      | BRHT50HQ90**YY  |            |
|               |             | H.T. Phenolic     | 350           | Roller         | Sleeve                   | BKHT50HQ03**YZ      | BRHT50HQ03**YZ  |            |
|               |             |                   |               |                | Sleeve                   | BKGN50HQ90**YY      | BRGN50HQ90**YY  | Q, B       |
| BrimStone™    | 350         | Roller            |               | BKGN50HQ03**YZ | BRGN50HQ03**YZ           |                     |                 |            |



# FM/FS/FR - Light Medium Duty Total Lock - 350 LB

- Bright Zinc Plated as standard, Black Electrocoat and Nickel are available as options
- Featuring 1-1/4" wide light medium duty total lock casters
- Double ball raceway swivel, Seal on raceway
- 3/8" Axle and nut
- #FM: Swivel
- #FS: Total Lock
- #FR Matching Rigid
- NSF Listed



| Plate Code | Overall Size | Bolt Hole Pattern          | Mounting Bolt Size           |
|------------|--------------|----------------------------|------------------------------|
| MS         | 77mm x 96mm  | 45mm x 75mm to 60mm x 80mm | M8                           |
| Size       | Code         | Overall Height*            | Swive Radius                 |
|            |              |                            | FS-Total Lock      FM-Swivel |
| 3"         | 30           | 4-5/32"                    | 4-3/8"      3-1/4"           |
| 4"         | 40           | 5-1/8"                     | 4-3/8"      3-3/4"           |
| 5"         | 50           | 6-1/8"                     | 4-3/8"      4-1/4"           |

\* Reduce overall height 1/8" for stem casters.

| Wheel Dia     | Tread Width | Wheel Type        | Load Cap       | Bearing Type   | Total Lock Caster Part # | Swivel Caster Part # | Rigid Caster Part # | + Color        |
|---------------|-------------|-------------------|----------------|----------------|--------------------------|----------------------|---------------------|----------------|
| 3"            | 1-1/4"      | Yoke and axle/nut |                |                | FZZ30GZ82MSYAN           | FZZ30GZ82MSYAN       | FZZ30GZ82MSYAN      |                |
|               |             | Super-Soft™       | 105            | Annular        | FSS30GI43MSYY            | FMS30GI43MSYY        | FRS30GI43MSYY       |                |
|               |             | Soft Rubber       | 300            | Plain          | FSSR30GB82MSYY           | FMSR30GB82MSYY       | FRSR30GB82MSYY      |                |
|               |             |                   |                | Ball           | FSSR30GB42MSYY           | FMSR30GB42MSYY       | FRSR30GB42MSYY      |                |
|               |             | Nomadic™          | 300            | Delrin         | FSNM30G+5AMSYY           | FMNM30G+5AMSYY       | FRNM30G+5AMSYY      | I, L           |
|               |             |                   |                | Annular        | FSNM30G+43MSYY           | FMNM30G+43MSYY       | FRNM30G+43MSYY      |                |
|               |             | Conductive TPR    | 200            | Precision      | FSCN30GH44MSYY           | FMCN30GH44MSYY       | FRCN30GH44MSYY      |                |
|               |             | Conductive SR     | 250            | Ball           | FSCT30GB42MSYY           | FMCT30GB42MSYY       | FRCT30GB42MSYY      |                |
|               |             | Thermo-Pro™       | 210            | Precision      | FSTP30GI44MSYY           | FMTP30GI44MSYY       | FRTP30GI44MSYY      |                |
|               |             |                   |                |                | FSTP30G+47MSYY           | FMTP30G+47MSYY       | FRTP30G+47MSYY      | T, Y           |
|               |             | Element™          | 300            | Annular        | FSEL30GI43MSYY           | FMEL30GI43MSYY       | FREL30GI43MSYY      |                |
|               |             |                   |                |                | FSEL30GI43MSYY           | FMEL30GI43MSYY       | FREL30GI43MSYY      |                |
|               |             | Poly-Pro™         | 300            | Precision      | FSP30G+42MSYY            | FMPP30G+42MSYY       | FRPP30G+42MSYY      | P, K, W        |
|               |             |                   |                |                | FSP30G+44MSYY            | FMPP30G+44MSYY       | FRPP30G+44MSYY      | A, D, I, S     |
|               |             |                   |                | FSP30G+47MSYY  | FMPP30G+47MSYY           | FRPP30G+47MSYY       | T, Y                |                |
|               |             |                   |                | FSP30G+55MSYY  | FMPP30G+55MSYY           | FRPP30G+55MSYY       | P, K, W             |                |
|               |             | Polymadic™        | 300            | Delrin         | FSPM30GM5AMSYY           | FMPM30GM5AMSYY       | FRPM30GM5AMSYY      |                |
|               |             |                   |                |                | Annular                  | FSPM30GM43MSYY       | FMPM30GM43MSYY      | FRPM30GM43MSYY |
|               |             | Elite™            | 350            | Ball           | FSET30GL42MSYY           | FMET30GL42MSYY       | FRET30GL42MSYY      |                |
|               |             | Ergo-PU           | 350            | Precision      | FSEU30GOD0MSYY           | FMEU30GOD0MSYY       | FREU30GOD0MSYY      |                |
|               |             | DuraLastomer™     | 300            | Sleeve         | FSSU30GL90MSYY           | FMSU30GL90MSYY       | FRSU30GL90MSYY      |                |
|               |             | Polyon AL™        | 350            | Annular        | FSPA30GL43MSYY           | FMPA30GL43MSYY       | FRPA30GL43MSYY      |                |
|               |             | Hard Rubber       | 300            | Ball           | FSHR30GB42MSYY           | FMHR30GB42MSYY       | FRHR30GB42MSYY      |                |
|               |             |                   |                | Plain          | FSHR30GB82MSYY           | FMHR30GB82MSYY       | FRHR30GB82MSYY      |                |
|               |             | GrayRok™          | 300            | Plain          | FSRK30GI82MSYY           | FMRK30GI82MSYY       | FRRK30GI82MSYY      |                |
|               |             |                   |                | 250            | Plain                    | FSPO30G+82MSYY       | FMPO30G+82MSYY      | FRPO30G+82MSYY |
|               |             | Polyolefin        | 300            | Sleeve         | FSPO30G+90MSYY           | FMPO30G+90MSYY       | FRPO30G+90MSYY      | J, Z           |
|               |             |                   |                | Ball           | FSPO30GZ42MSYY           | FMPO30GZ42MSYY       | FRPO30GZ42MSYY      |                |
|               |             | H.D. Polyolefin   | 300            | Plain          | FSHP30G+82MSYY           | FMHP30G+82MSYY       | FRHP30G+82MSYY      | B, E           |
|               |             | Nylon             | 300            | Sleeve         | FSNY30GE90MSYY           | FMNY30GE90MSYY       | FRNY30GE90MSYY      |                |
|               |             |                   |                | Precision      | FSNY30GE47MSYY           | FMNY30GE47MSYY       | FRNY30GE47MSYY      |                |
|               |             | BrimStone™        | 350            | S.S. Top Hat   | FSGN30G+97MSYY           | FMGN30G+97MSYY       | FRGN30G+97MSYY      | Q, B           |
| Sintered Iron | 350         | Plain             | FSSI30GS82MSYY | FMSI30GS82MSYY | FRSI30GS82MSYY           |                      |                     |                |
| Semi-Steel    | 350         | Plain             | FSSS30GS82MSYY | FMSS30GS82MSYY | FRSS30GS82MSYY           |                      |                     |                |
| V-Groove      | 350         | Plain             | FMVG30GT82MSYY | FMVA30GT82MSYY | FRVA30GT82MSYY           |                      |                     |                |
| Maxrok™       | 350         | Plain             | FMA30GB82MSYY  | FMA30GB82MSYY  | FRMA30GB82MSYY           |                      |                     |                |
| Conductive PU | 225         | Precision         | FSCU30GH44MSYY | FMCU30GH44MSYY | FRCU30GH44MSYY           |                      |                     |                |

FM/FS/FR SERIES • CAPACITY 350



FM/FS/FR SERIES • CAPACITY 350

| Wheel Dia       | Tread Width | Wheel Type        | Load Capacity  | Bearing Type   | Total Lock Caster Part # | Swivel Caster Part # | Rigid Caster Part # | +Color          |  |
|-----------------|-------------|-------------------|----------------|----------------|--------------------------|----------------------|---------------------|-----------------|--|
| 3"              | 1-3/8"      | Neo-energizer™    | 300            | Ball           | FSEN30VB42MSYY           | FMEN30VB42MSYY       | FREN30VB42MSYY      |                 |  |
|                 |             |                   |                | Precision      | FSEN30VBP2MSYY           | FMEN30VBP2MSYY       | FREN30VBP2MSYY      |                 |  |
|                 |             | Elastomer         | 300            | Precision      | FSSX30VIP2MSYY           | FMSX30VIP2MSYY       | FRSX30VIP2MSYY      |                 |  |
| 3"              | 1-1/2"      | BrimStone™        | 350            | Sleeve         | FSGN30H+90MSYY           | FMGN30H+90MSYY       | FRGN30H+90MSYY      | Q,B             |  |
| 4"              | 1-1/4"      | Yoke and axle/nut |                |                |                          | FSZZ40GZ82**YAN      | FMZZ40GZ82**YAN     | FRZZ40GZ82**YAN |  |
|                 |             | Super-Soft™       | 120            | Annular        | FSSF40GI43**YY           | FMSF40GI43**YY       | FRSF40GI43**YY      |                 |  |
|                 |             | Soft Rubber       | 350            | Plain          | FSSR40GB82**YY           | FMSR40GB82**YY       | FRSR40GB82**YY      |                 |  |
|                 |             |                   |                | Ball           | FSSR40GB42**YY           | FMSR40GB42**YY       | FRSR40GB42**YY      |                 |  |
|                 |             | Blue Ergo™        | 350            | Roller         | FSBL40GL4R**YY           | FMBL40GL4R**YY       | FRBL40GL4R**YY      |                 |  |
|                 |             | Rubber/Alu        | 250            | Annular        | FSRA40GI43**YY           | FMRA40GI43**YY       | FRRA40GI43**YY      |                 |  |
|                 |             | Nomadic™          | 300            | Delrin         | FSNM40GI5A**YY           | FMNM40G+5A**YY       | FRNM40GI5A**YY      |                 |  |
|                 |             |                   |                | Annular        | FSNM40GI43**YY           | FMNM40G+43**YY       | FRNM40GI43**YY      |                 |  |
|                 |             | Conductive        | 250            | Precision      | FSCN40GH44**YY           | FMCN40GH44**YY       | FRCN40GH44**YY      |                 |  |
|                 |             | Thermo-Pro™       | 250            | Precision      | FSTP40G+44**YY           | FMTP40G+44**YY       | FRTP40G+44**YY      |                 |  |
|                 |             |                   |                |                | FSTP40G+47**YY           | FMTP40G+47**YY       | FRTP40G+47**YY      |                 |  |
|                 |             |                   |                | Sleeve         | FSTP40G+90**YY           | FMTP40G+90**YY       | FRTP40G+90**YY      |                 |  |
|                 |             | Element™          | 320            | Annular        | FSEL40GI43**YY           | FMEL40GI43**YY       | FREL40GI43**YY      |                 |  |
|                 |             | Poly-Pro™         | 350            | Ball           | FSP40G+42**YY            | FMPP40G+42**YY       | FRPP40G+42**YY      |                 |  |
|                 |             |                   |                | Precision      | FSP40G+44**YY            | FMPP40G+44**YY       | FRPP40G+44**YY      |                 |  |
|                 |             |                   |                |                | FSP40G+47**YY            | FMPP40G+47**YY       | FRPP40G+47**YY      |                 |  |
|                 |             |                   |                | Sleeve         | FSP40G+90**YY            | FMPP40G+90**YY       | FRPP40G+90**YY      |                 |  |
|                 |             | Polymadic™        | 350            | Delrin         | FSPM40GM5A**YY           | FMPM40GM5A**YY       | FRPM40GM5A**YY      |                 |  |
|                 |             |                   |                | Annular        | FSPM40GM43**YY           | FMPM40GM43**YY       | FRPM40GM43**YY      |                 |  |
|                 |             | Elite™            | 350            | Ball           | FSET40GL42**YY           | FMET40GL42**YY       | FRET40GL42**YY      |                 |  |
|                 |             | Ergo-PU           | 350            | Precision      | FSEU40GOD0**YY           | FMEU40GOD0**YY       | FREU40GOD0**YY      |                 |  |
|                 |             | DuraLastomer™     | 350            | Sleeve         | FSSU40GL90**YY           | FMSU40GL90**YY       | FRSU40GL90**YY      |                 |  |
|                 |             | Polygon AL™       | 350            | Annular        | FSPA40G+43**YY           | FMPA40G+43**YY       | FRPA40G+43**YY      |                 |  |
|                 |             | Disc Wheel        | 270            | Ball           | FSUN40GLA3**YY           | FMUN40GLA3**YY       | FRUN40GLA3**YY      |                 |  |
|                 |             | Hard Rubber       | 350            | Plain          | FSHR40GB82**YY           | FMHR40GB82**YY       | FRHR40GB82**YY      |                 |  |
|                 |             |                   |                | Ball           | FSHR40GB42**YY           | FMHR40GB42**YY       | FRHR40GB42**YY      |                 |  |
|                 |             | GrayRok™          | 350            | Plain          | FSRK40GI82**YY           | FMRK40GI82**YY       | FRRK40GI82**YY      |                 |  |
|                 |             | Polyolefin        | 350            | Plain          | FSPO40G+82**YY           | FMPO40G+82**YY       | FRPO40G+82**YY      |                 |  |
|                 |             |                   |                | Sleeve         | FSPO40G+90**YY           | FMPO40G+90**YY       | FRPO40G+90**YY      |                 |  |
|                 |             |                   |                | Ball           | FSPO40GZ42**YY           | FMPO40GZ42**YY       | FRPO40GZ42**YY      |                 |  |
|                 |             | H.D. Polyolefin   | 350            | Plain          | FSHP40G+82**YY           | FMHP40G+82**YY       | FRHP40G+82**YY      |                 |  |
|                 |             | Nylon             | 350            | Precision      | FSNY40GE47**YY           | FMNY40GE47**YY       | FRNY40GE47**YY      |                 |  |
|                 |             |                   |                | Sleeve         | FSNY40GE90**YY           | FMNY40GE90**YY       | FRNY40GE90**YY      |                 |  |
|                 |             | Phenolic          | 350            | Top Hat        | FSPH40GB99**YY           | FMPH40GB99**YY       | FRPH40GB99**YY      |                 |  |
|                 |             | H.T. Phenolic     | 250            | S.S. Top Hat   | FSHT40GQ97**YY           | FMHT40GQ97**YY       | FRHT40GQ97**YY      |                 |  |
|                 |             | BrimStone™        | 350            | S.S. Top Hat   | FSGN40G+97**YY           | FMGN40G+97**YY       | FRGN40G+97**YY      |                 |  |
| SteROLLizer™ AL | 300         | Sleeve            | FSBF40GC90**YY | FMBF40GC90**YY | FRBF40GC90**YY           |                      |                     |                 |  |
| SteROLLizer™ SS | 300         | Sleeve            | FSSL40GC90**YY | FMSL40GC90**YY | FRSL40GC90**YY           |                      |                     |                 |  |
| Semi-Steel      | 350         | Plain             | FSSS40GS82**YY | FMSS40GS82**YY | FRSS40GS82**YY           |                      |                     |                 |  |
|                 |             | Sleeve            | FSSS40GS90**YY | FMSS40GS90**YY | FRSS40GS90**YY           |                      |                     |                 |  |
| Conductive PU   | 250         | Precision         | FSCU40GH44**YY | FMCU40GH44**YY | FRCU40GH44**YY           |                      |                     |                 |  |



| Wheel Dia     | Tread Width    | Wheel Type        | Load Capacity  | Bearing Type   | Total Lock Caster Part # | Swivel Caster Part # | Rigid Caster Part # | + Color |
|---------------|----------------|-------------------|----------------|----------------|--------------------------|----------------------|---------------------|---------|
| 4"            | 1-1/2"         | Polyon™           | 350            | Roller         | FSPU40H+03MSYZ           | FMPU40H+03MSYZ       | FRPU40H+03MSYZ      | G,V     |
|               |                | Polyon AL™        | 350            | Roller         | FSPA40H+03MSYZ           | FMPA40H+03MSYZ       | FRPA40H+03MSYZ      |         |
|               |                | Polyolefin        | 350            | Roller         | FSP040HB03MSYZ           | FMPO40HB03MSYZ       | FRPO40HB03MSYZ      |         |
|               |                | BrimStone™        | 350            | Sleeve         | FSGN40H+90MSYY           | FMGN40H+90MSYY       | FRGN40H+90MSYY      | B,Q     |
|               |                |                   |                | Roller         | FSGN40H+03MSYZ           | FMGN40H+03MSYZ       | FRGN40H+03MSYZ      |         |
|               |                | SteROLLizer™ AL   | 350            | SS Precision   | FSBH40HC61MSYY           | FMBH40HC61MSYY       | FRBH40HC61MSYY      |         |
|               |                | SteROLLizer™ SS   | 350            | SS Precision   | FSSL40HC61MSYY           | FMSL40HC61MSYY       | FRSL40HC61MSYY      |         |
| Epoxy         | 350            | Precision         | FSOV40HGP4MSYZ | FMOV40HGP4MSYZ | FROV40HGP4MSYZ           | G,Q                  |                     |         |
|               |                | Sleeve            | FSOV40H+90MSYZ | FMOV40H+90MSYZ | FROV40H+90MSYZ           |                      |                     |         |
| 5"            | 1-1/4"         | yoke and axle/nut |                |                | FSZZ50GZ82MSYAN          | FMZZ50GZ82MSYAN      | FRZZ50GZ82MSYAN     |         |
|               |                | Super-Soft™       | 125            | Annular        | FSSF50GI43MSYY           | FMSF50GI43MSYY       | FRSF50GI43MSYY      |         |
|               |                | Soft Rubber       | 350            | Plain          | FSSR50GB82MSYY           | FMSR50GB82MSYY       | FRSR50GB82MSYY      |         |
|               |                |                   |                | Ball           | FSSR50GB42MSYY           | FMSR50GB42MSYY       | FRSR50GB42MSYY      |         |
|               |                | Blue- Ergo™       | 350            | Roller         | FSBL50GL4RMSYZ           | FMBL50GL4RMSYZ       | FRBL50GL4RMSYZ      |         |
|               |                | Rubber/Alu        | 325            | Annular        | FSRA50GI43MSYY           | FMRA50GI43MSYY       | FRRA50GI43MSYY      |         |
|               |                | Nomadic™          | 325            | Delrin         | FSNM50G+5AMSYY           | FMNM50G+5AMSYY       | FRNM50G+5AMSYY      | I, L    |
|               |                |                   |                | Annular        | FSNM50G+43MSYY           | FMNM50G+43MSYY       | FRNM50G+43MSYY      |         |
|               |                | Conductive        | 275            | Precision      | FSCN50GH44MSYY           | FMCN50GH44MSYY       | FRCN50GH44MSYY      |         |
|               |                | Thermo-Pro™       | 300            | Precision      | FSTP50GI44MSYY           | FMTP50GI44MSYY       | FRTP50GI44MSYY      | T,Y     |
|               |                |                   |                | Sleeve         | FSTP50G+47MSYY           | FMTP50G+47MSYY       | FRTP50G+47MSYY      |         |
|               |                | Element™          | 350            | Annular        | FSEL50GI43MSYY           | FMEL50GI43MSYY       | FREL50GI43MSYY      |         |
|               |                |                   |                |                |                          |                      |                     |         |
|               |                | Poly-Pro™         | 350            | Ball           | FSP50G+42MSYY            | FMPP50G+42MSYY       | FRPP50G+42MSYY      | C,K,P,W |
|               |                |                   |                | Precision      | FSP50G+44MSYY            | FMPP50G+44MSYY       | FRPP50G+44MSYY      | A,D,I,S |
|               |                |                   |                |                | FSP50G+47MSYY            | FMPP50G+47MSYY       | FRPP50G+47MSYY      | T,Y     |
|               |                |                   |                | Delrin         | FSP50G+55MSYY            | FMPP50G+55MSYY       | FRPP50G+55MSYY      | C,K,P,W |
|               |                | Polymadic™        | 350            | Sleeve         | FSP50G+90MSYY            | FMPP50G+90MSYY       | FRPP50G+90MSYY      | T,Y     |
|               |                |                   |                | Delrin         | FSPM50GM5AMSYY           | FMPM50GM5AMSYY       | FRPM50GM5AMSYY      |         |
|               |                | Ergo-PU           | 350            | Annular        | FSPM50GM43MSYY           | FMPM50GM43MSYY       | FRPM50GM43MSYY      |         |
|               |                |                   |                |                |                          |                      |                     |         |
|               |                | Ergo-PU           | 350            | Precision      | FSEU50GOD0MSYY           | FMEU50GOD0MSYY       | FREU50GOD0MSYY      |         |
|               |                | DuraLastomer™     | 350            | Sleeve         | FSSU50GL90MSYY           | FMSU50GL90MSYY       | FRSU50GL90MSYY      |         |
|               |                | Polyon AL™        | 350            | Annular        | FSPA50GL43MSYY           | FMPA50GL43MSYY       | FRPA50GL43MSYY      |         |
|               |                | Disc Wheel        | 300            | Ball           | FSUN50GLA3MSYY           | FMUN50GLA3MSYY       | FRUN50GLA3MSYY      |         |
|               |                | Hard Rubber       | 350            | Plain          | FSHR50GB82MSYY           | FMHR50GB82MSYY       | FRHR50GB82MSYY      |         |
|               |                |                   |                | Ball           | FSHR50GB42MSYY           | FMHR50GB42MSYY       | FRHR50GB42MSYY      |         |
|               |                | Polyolefin        | 350            | Plain          | FSP050G+82MSYY           | FMPO50G+82MSYY       | FRPO50G+82MSYY      | B,Z     |
|               |                |                   |                | Sleeve         | FSP050G+90MSYY           | FMPO50G+90MSYY       | FRPO50G+90MSYY      | J,Z     |
|               |                |                   |                | Ball           | FSP050GZ42MSYY           | FMPO50GZ42MSYY       | FRPO50GZ42MSYY      |         |
|               |                | H.D. Polyolefin   | 350            | Plain          | FSHP50G+82MSYY           | FMHP50G+82MSYY       | FRHP50G+82MSYY      | B,E     |
|               |                | Nylon             | 350            | Precision      | FSNY50GE47MSYY           | FMNY50GE47MSYY       | FRNY50GE47MSYY      |         |
| Sleeve        | FSNY50GE90MSYY |                   |                | FMNY50GE90MSYY | FRNY50GE90MSYY           |                      |                     |         |
| BrimStone™    | 350            | S.S. Top Hat      | FSGN50G+97MSYY | FMGN50G+97MSYY | FRGN50G+97MSYY           | Q,B                  |                     |         |
| Conductive PU | 250            | Precision         | FSCU50GH44MSYY | FMCU50GH44MSYY | FRCU50GH44MSYY           |                      |                     |         |
| 5"            | 1-3/8"         | Neo-energizer™    | 350            | Ball           | FSEN50VB42MSYY           | FMEN50VB42MSYY       | FREN50VB42MSYY      |         |
|               |                |                   | 350            | Precision      | FSEN50VBP2MSYY           | FMEN50VBP2MSYY       | FREN50VBP2MSYY      |         |
| 5"            | 1-1/2"         | Polyon™           | 350            | Roller         | FSPU50H+03MSYZ           | FMPU50H+03MSYZ       | FRPU50H+03MSYZ      | G,V     |
|               |                | Polyon AL™        | 350            | Roller         | FSPA50H+03MSYZ           | FMPA50H+03MSYZ       | FRPA50H+03MSYZ      | N,R     |
|               |                | Polyolefin        | 350            | Roller         | FSP050HB03MSYZ           | FMPO50HB03MSYZ       | FRPO50HB03MSYZ      |         |
|               |                | BrimStone™        | 350            | Sleeve         | FSGN50HQ90MSYY           | FMGN50HQ90MSYY       | FRGN50HQ90MSYY      | Q,B     |
| Roller        | FSGN50HQ03MSYZ |                   |                | FMGN50HQ03MSYZ | FRGN50HQ03MSYZ           |                      |                     |         |



# F7/F8/F9 - Light Medium Duty Total Lock - 350 LB

- Bright Zinc Plated as standard, Black Electrocoat and Nickel are available as options
- Featuring 1-1/4" wide light medium duty total lock casters
- Brake mechanism at front of casters
- Double ball raceway swivel
- #F9: Matching Swivel
- #F8: Matching rigid
- 3/8" Axle and nut
- #F7: Total Lock
- NSF Listed

F7EL50GI4306YY



F7PP50GP4768YY



F7TP50GI4467YY



| Plate Code                     | Overall Size       | Bolt Hole Pattern             | Mounting Bolt Size |
|--------------------------------|--------------------|-------------------------------|--------------------|
| 06                             | 2-3/8" x 3-5/8"    | 1-3/4" x 2-7/8" slotted to 3" | 5/16"              |
| Stem Code                      | Size               | Stem Type                     |                    |
| 67                             | 1/2" - 13 x 1"     | Threaded                      |                    |
| 68                             | 1/2" - 13 x 1-1/2" |                               |                    |
| 70                             | 1/2" - 13 x 2-3/4" |                               |                    |
| Round Expandable Adapter Stem  |                    |                               |                    |
| Stem Code                      | Expandable Range   | Fits Tubing I.D.              |                    |
| 71                             | 0.720" - 0.851"    | 3/4"                          |                    |
| 72                             | 0.852" - 0.927"    | 7/8"                          |                    |
| 7B                             | 0.900" - 0.980"    | 15/16"                        |                    |
| 73                             | 0.928" - 1.029"    | 1"                            |                    |
| 7A                             | 1.020" - 1.100"    | 1-1/16"                       |                    |
| 74                             | 1.110" - 1.180"    | 1-1/8"                        |                    |
| 78                             | 1.178" - 1.303"    | 1-3/16"                       |                    |
| 75                             | 1.360" - 1.425"    | 1-3/8"                        |                    |
| 76                             | 1.426" - 1.589"    | 1-1/2"                        |                    |
| 77                             | 1.790" - 1.850"    | 1-7/8"                        |                    |
| Square Expandable Adapter Stem |                    |                               |                    |
| R1                             | 0.720" - 0.851"    | 3/4"                          |                    |
| R2                             | 0.852" - 0.927"    | 7/8"                          |                    |
| R3                             | 0.928" - 1.029"    | 1"                            |                    |
| R4                             | 1.030" - 1.140"    | 1-1/8"                        |                    |
| R5                             | 1.360" - 1.425"    | 1-3/8"                        |                    |
| R6                             | 1.426" - 1.589"    | 1-1/2"                        |                    |
| R7                             | 1.790" - 1.850"    | 1-7/8"                        |                    |
| U2                             | 0.852" - 0.927"    | 7/8"                          |                    |
| U5                             | 1.360" - 1.425"    | 1-3/8"                        |                    |
| Size                           | Code               | Overall Height*               | Swivel Radius      |
| 3"                             | 30                 | 4-1/8"                        | 3"                 |
| 3.5"                           | 35                 | 4-23/32"                      | 3-1/4"             |
| 4"                             | 40                 | 4-31/32"                      | 3-3/4"             |
| 5"                             | 50                 | 5-29/32"                      | 4-3/8"             |

\* Reduce overall height 1/8" for stem casters.



| Wheel Dia         | Tread Width    | Wheel Type        | Load Capacity  | Bearing Type   | Total Lock Caster Part # | Swivel Caster Part # | Rigid Caster Part # | + Color         |                |
|-------------------|----------------|-------------------|----------------|----------------|--------------------------|----------------------|---------------------|-----------------|----------------|
| 3"                | 1-1/4"         | Yoke and axle/nut |                |                |                          | F7ZZ30GZ82**YAN      | F9ZZ30GZ82**YAN     | F8ZZ30GZ82**YAN |                |
|                   |                | Super-Soft™       | 105            | Annular        | F7SF30GI43**YY           | F9SF30GI43**YY       | F8SF30GI43**YY      |                 |                |
|                   |                | Soft Rubber       | 300            | Plain          | F7SR30GB82**YY           | F9SR30GB82**YY       | F8SR30GB82**YY      |                 |                |
|                   |                |                   |                | Ball           | F7SR30GB42**YY           | F9SR30GB42**YY       | F8SR30GB42**YY      |                 |                |
|                   |                | Nomadic™          | 300            | Delrin         | F7NM30G+5A**YY           | F9NM30G+5A**YY       | F8NM30G+5A**YY      | I, L            |                |
|                   |                |                   |                | Annular        | F7NM30G+43**YY           | F9NM30G+43**YY       | F8NM30G+43**YY      |                 |                |
|                   |                | Conductive TPR    | 200            | Precision      | F7CN30GH44**YY           | F9CN30GH44**YY       | F8CN30GH44**YY      |                 |                |
|                   |                | Conductive SR     | 250            | Ball           | F7CT30GB42**YY           | F9CT30GB42**YY       | F8CT30GB42**YY      |                 |                |
|                   |                | Thermo-Pro™       | 210            | Precision      | F7TP30GI44**YY           | F9TP30GI44**YY       | F8TP30GI44**YY      |                 |                |
|                   |                |                   |                | Sleeve         | F7TP30G+47**YY           | F9TP30G+47**YY       | F8TP30G+47**YY      | T, Y            |                |
|                   |                | Element™          | 300            | Annular        | F7EL30GI43**YY           | F9EL30GI43**YY       | F8EL30GI43**YY      |                 |                |
|                   |                |                   |                | Poly-Pro™      | 300                      | Ball                 | F7PP30G+42**YY      | F9PP30G+42**YY  | F8PP30G+42**YY |
|                   |                | Precision         | F7PP30G+44**YY |                |                          | F9PP30G+44**YY       | F8PP30G+44**YY      | A, D, I, S      |                |
|                   |                |                   | F7PP30G+47**YY |                |                          | F9PP30G+47**YY       | F8PP30G+47**YY      | T, Y            |                |
|                   |                | Delrin            | F7PP30G+55**YY |                |                          | F9PP30G+55**YY       | F8PP30G+55**YY      | K, P, W         |                |
|                   |                | Polymadic™        | 300            | Sleeve         | F7PP30G+90**YY           | F9PP30G+90**YY       | F8PP30G+90**YY      | T, Y            |                |
|                   |                |                   |                | Delrin         | F7PM30GM5A**YY           | F9PM30GM5A**YY       | F8PM30GM5A**YY      |                 |                |
|                   |                | Elite™            | 350            | Annular        | F7PM30GM43**YY           | F9PM30GM43**YY       | F8PM30GM43**YY      |                 |                |
|                   |                |                   |                | Ball           | F7ET30GL42**YY           | F9ET30GL42**YY       | F8ET30GL42**YY      |                 |                |
|                   |                | Ergo-PU           | 350            | Dual Precision | F7EU30GOD0**YY           | F9EU30GOD0**YY       | F8EU30GOD0**YY      |                 |                |
|                   |                | DuraLastomer™     | 300            | Sleeve         | F7SU30GL90**YY           | F9SU30GL90**YY       | F8SU30GL90**YY      |                 |                |
|                   |                | Polyon AL™        | 350            | Annular        | F7PA30GL43**YY           | F9PA30GL43**YY       | F8PA30GL43**YY      |                 |                |
|                   |                |                   |                | Hard Rubber    | 300                      | Ball                 | F7HR30GB42**YY      | F9HR30GB42**YY  | F8HR30GB42**YY |
|                   |                | Plain             | F7HR30GB82**YY |                |                          | F9HR30GB82**YY       | F8HR30GB82**YY      |                 |                |
|                   |                | GrayRok™          | 300            | Plain          | F7RK30GI82**YY           | F9RK30GI82**YY       | F8RK30GI82**YY      |                 |                |
|                   |                |                   |                | Polyolefin     | 250                      | Plain                | F7PO30G+82**YY      | F9PO30G+82**YY  | F8PO30G+82**YY |
|                   |                | Sleeve            | F7PO30G+90**YY |                |                          | F9PO30G+90**YY       | F8PO30G+90**YY      | J, Z            |                |
|                   |                | Ball              | F7PO30GZ42**YY |                |                          | F9PO30GZ42**YY       | F8PO30GZ42**YY      |                 |                |
|                   |                | H.D. Polyolefin   | 300            | Plain          | F7HP30G+82**YY           | F9HP30G+82**YY       | F8HP30G+82**YY      | B, E            |                |
|                   |                | Nylon             | 300            | Sleeve         | F7NY30GE90**YY           | F9NY30GE90**YY       | F8NY30GE90**YY      |                 |                |
|                   |                |                   |                | Precision      | F7NY30GE47**YY           | F9NY30GE47**YY       | F8NY30GE47**YY      |                 |                |
|                   |                | BrimStone™        | 350            | S.S. Top Hat   | F7GN30G+97**YY           | F9GN30G+97**YY       | F8GN30G+97**YY      | B, Q            |                |
| Sintered Iron     | 350            | Plain             | F7SI30GS82**YY | F9SI30GS82**YY | F8SI30GS82**YY           |                      |                     |                 |                |
| Semi-Steel Wheels | 350            | Plain             | F7SS30GS82**YY | F9SS30GS82**YY | F8SS30GS82**YY           |                      |                     |                 |                |
| V-Groove          | 350            | Plain             | F7VG30GT82**YY | F9VG30GT82**YY | F8VG30GT82**YY           |                      |                     |                 |                |
| Maxrok™           | 350            | Plain             | F7MA30GB82**YY | F9MA30GB82**YY | F8MA30GB82**YY           |                      |                     |                 |                |
| Conductive PU     | 225            | Precision         | F7CU30GH44**YY | F9CU30GH44**YY | F8CU30GH44**YY           |                      |                     |                 |                |
|                   |                | Ball              | F7EN30VB42**YY | F9EN30VB42**YY | F8EN30VB42**YY           |                      |                     |                 |                |
| 3"                | 1-3/8"         | Neo-Energizer™    | 300            | Precision      | F7EN30VBP2**YY           | F9EN30VBP2**YY       | F8EN30VBP2**YY      |                 |                |
|                   |                | Elastomer         | 300            | Precision      | F7SX30VIP2**YY           | F9SX30VIP2**YY       | F8SX30VIP2**YY      |                 |                |
| 3"                | 1-1/2"         | BrimStone™        | 350            | Sleeve         | F7GN30H+90**YY           | F9GN30H+90**YY       | F8GN30H+90**YY      | B, Q            |                |
| 3-1/2"            | 1-1/4"         | Yoke and axle/nut |                |                |                          | F7ZZ35GZ82**YAN      | F9ZZ35GZ82**YAN     | F8ZZ35GZ82**YAN |                |
|                   |                | Super-Soft™       | 110            | Annular        | F7SF35GI43**YY           | F9SF35GI43**YY       | F8SF35GI43**YY      |                 |                |
|                   |                | Soft Rubber       | 300            | Plain          | F7SR35GB82**YY           | F9SR35GB82**YY       | F8SR35GB82**YY      |                 |                |
|                   |                | Rubber/Alu        | 300            | Annular        | F7RA35GI43**YY           | F9RA35GI43**YY       | F8RA35GI43**YY      |                 |                |
|                   |                | Nomadic™          | 300            | Delrin         | F7NM35G+5A**YY           | F9NM35G+5A**YY       | F8NM35G+5A**YY      | I, L            |                |
|                   |                |                   |                | Annular        | F7NM35GI43**YY           | F9NM35GI43**YY       | F8NM35GI43**YY      |                 |                |
|                   |                | Thermo-Pro™       | 230            | Precision      | F7TP35GI44**YY           | F9TP35GI44**YY       | F8TP35GI44**YY      |                 |                |
|                   |                |                   |                | Sleeve         | F7TP35G+47**YY           | F9TP35G+47**YY       | F8TP35G+47**YY      | T, Y            |                |
|                   |                | Element™          | 300            | Annular        | F7EL35GI43**YY           | F9EL35GI43**YY       | F8EL35GI43**YY      |                 |                |
|                   |                |                   |                | Poly-Pro™      | 300                      | Ball                 | F7PP35G+42**YY      | F9PP35G+42**YY  | F8PP35G+42**YY |
|                   |                | Precision         | F7PP35G+44**YY |                |                          | F9PP35G+44**YY       | F8PP35G+44**YY      | A, D, I, S      |                |
|                   |                |                   | F7PP35G+47**YY |                |                          | F9PP35G+47**YY       | F8PP35G+47**YY      | T, Y            |                |
|                   |                | Delrin            | F7PP35G+55**YY |                |                          | F9PP35G+55**YY       | F8PP35G+55**YY      | K, P, W         |                |
|                   |                | Polymadic™        | 325            | Sleeve         | F7PP35G+90**YY           | F9PP35G+90**YY       | F8PP35G+90**YY      | T, Y            |                |
|                   |                |                   |                | Delrin         | F7PM35GM5A**YY           | F9PM35GM5A**YY       | F8PM35GM5A**YY      |                 |                |
|                   |                | Polyon AL™        | 350            | Annular        | F7PM35GM43**YY           | F9PM35GM43**YY       | F8PM35GM43**YY      |                 |                |
|                   |                |                   |                | Ball           | F7PA35G+43**YY           | F9PA35G+43**YY       | F8PA35G+43**YY      | L, M            |                |
|                   |                | Disc Wheel        | 250            | Ball           | F7UN35GLA3**YY           | F9UN35GLA3**YY       | F8UN35GLA3**YY      |                 |                |
|                   |                | Hard Rubber       | 300            | Plain          | F7HR35GB82**YY           | F9HR35GB82**YY       | F8HR35GB82**YY      |                 |                |
|                   |                | Polyolefin        | 300            | Plain          | F7PO35GZ82**YY           | F9PO35GZ82**YY       | F8PO35GZ82**YY      |                 |                |
| Sleeve            | F7PO35GJ90**YY |                   |                | F9PO35GJ90**YY | F8PO35GJ90**YY           |                      |                     |                 |                |
| BrimStone™        | 350            | S.S. Top Hat      | F7GN35GQ97**YY | F9GN35GQ97**YY | F8GN35GQ97**YY           |                      |                     |                 |                |





F7/F8/F9 SERIES • CAPACITY 350

| Wheel Dia       | Tread Width | Wheel Type        | Load Capacity  | Bearing Type   | Total Lock Caster Part # | Swivel Caster Part # | Rigid Caster Part # | + Color         |                |      |
|-----------------|-------------|-------------------|----------------|----------------|--------------------------|----------------------|---------------------|-----------------|----------------|------|
| 4"              | 1-1/4"      | Yoke and axle/nut |                |                |                          | F7ZZ40GZ82**YAN      | F9ZZ40GZ82**YAN     | F8ZZ40GZ82**YAN |                |      |
|                 |             | Super-Soft™       | 120            | Annular        | F7SF40GI43**YY           | F9SF40GI43**YY       | F8SF40GI43**YY      |                 |                |      |
|                 |             | Soft Rubber       | 350            | Plain          | F7SR40GB82**YY           | F9SR40GB82**YY       | F8SR40GB82**YY      |                 |                |      |
|                 |             |                   | 350            | Ball           | F7SR40GB42**YY           | F9SR40GB42**YY       | F8SR40GB42**YY      |                 |                |      |
|                 |             | Blue Ergo™        | 350            | Roller         | F7BL40GL4R**YZ           | F9BL40GL4R**YZ       | F8BL40GL4R**YZ      |                 |                |      |
|                 |             | Rubber/Alu        | 250            | Annular        | F7RA40GI43**YY           | F9RA40GI43**YY       | F8RA40GI43**YY      |                 |                |      |
|                 |             | Nomadic™          | 300            | Delrin         | F7NM40GI5A**YY           | F9NM40GI5A**YY       | F8NM40GI5A**YY      |                 |                |      |
|                 |             |                   |                | Annular        | F7NM40GI43**YY           | F9NM40GI43**YY       | F8NM40GI43**YY      |                 |                |      |
|                 |             | Conductive        | 250            | Precision      | F7CN40GH44**YY           | F9CN40GH44**YY       | F8CN40GH44**YY      |                 |                |      |
|                 |             | Thermo-Pro™       | 250            | Precision      | F7TP40G+44**YY           | F9TP40G+44**YY       | F8TP40G+44**YY      | A, I            |                |      |
|                 |             |                   |                | Sleeve         | F7TP40G+47**YY           | F9TP40G+47**YY       | F8TP40G+47**YY      | T, Y            |                |      |
|                 |             | Element™          | 320            | Annular        | F7EL40GI43**YY           | F9EL40GI43**YY       | F8EL40GI43**YY      |                 |                |      |
|                 |             |                   |                | Ball           | F7PP40G+42**YY           | F9PP40G+42**YY       | F8PP40G+42**YY      | K,P,W           |                |      |
|                 |             | Poly-Pro™         | 350            | Precision      | F7PP40G+44**YY           | F9PP40G+44**YY       | F8PP40G+44**YY      | A,D,I,K,S       |                |      |
|                 |             |                   |                |                | F7PP40G+47**YY           | F9PP40G+47**YY       | F8PP40G+47**YY      |                 |                |      |
|                 |             |                   |                | F7PP40G+55**YY | F9PP40G+55**YY           | F8PP40G+55**YY       | T, Y                |                 |                |      |
|                 |             |                   |                | Sleeve         | F7PP40G+90**YY           | F9PP40G+90**YY       | F8PP40G+90**YY      |                 |                |      |
|                 |             | Polymadic™        | 350            | Delrin         | F7PM40GM5A**YY           | F9PM40GM5A**YY       | F8PM40GM5A**YY      |                 |                |      |
|                 |             |                   |                | Annular        | F7PM40GM43**YY           | F9PM40GM43**YY       | F8PM40GM43**YY      |                 |                |      |
|                 |             | Elite™            | 350            | Ball           | F7ET40GL42**YY           | F9ET40GL42**YY       | F8ET40GL42**YY      |                 |                |      |
|                 |             | Ergo-PU           | 350            | Precision      | F7EU40GOD0**YY           | F9EU40GOD0**YY       | F8EU40GOD0**YY      |                 |                |      |
|                 |             | DuraLastomer™     | 350            | Sleeve         | F7SU40GL90**YY           | F9SU40GL90**YY       | F8SU40GL90**YY      |                 |                |      |
|                 |             | Polygon AL™       | 350            | Annular        | F7PA40GL43**YY           | F9PA40GL43**YY       | F8PA40GL43**YY      | L, M            |                |      |
|                 |             | Disc Wheel        | 270            | Ball           | F7UN40GLA3**YY           | F9UN40GLA3**YY       | F8UN40GLA3**YY      |                 |                |      |
|                 |             | Hard Rubber       | 350            | Plain          | F7HR40GB82**YY           | F9HR40GB82**YY       | F8HR40GB82**YY      |                 |                |      |
|                 |             |                   |                | Ball           | F7HR40GB42**YY           | F9HR40GB42**YY       | F8HR40GB42**YY      |                 |                |      |
|                 |             | GrayRok™          | 350            | Plain          | F7RK40GI82**YY           | F9RK40GI82**YY       | F8RK40GI82**YY      |                 |                |      |
|                 |             | Polyolefin        | 350            | Plain          | F7PO40G+82**YY           | F9PO40G+82**YY       | F8PO40G+82**YY      | B, Z            |                |      |
|                 |             |                   |                | Sleeve         | F7PO40G+90**YY           | F9PO40G+90**YY       | F8PO40G+90**YY      | J, Z            |                |      |
|                 |             |                   |                | Ball           | F7PO40GZ42**YY           | F9PO40GZ42**YY       | F8PO40GZ42**YY      |                 |                |      |
|                 |             | H.D. Polyolefin   | 350            | Plain          | F7HP40G+82**YY           | F9HP40G+82**YY       | F8HP40G+82**YY      | B, E            |                |      |
|                 |             | Nylon             | 350            | Precision      | F7NY40GE47**YY           | F9NY40GE47**YY       | F8NY40GE47**YY      |                 |                |      |
|                 |             |                   |                | Sleeve         | F7NY40GE90**YY           | F9NY40GE90**YY       | F8NY40GE90**YY      |                 |                |      |
|                 |             | BrimStone™        | 350            | S.S. Top Hat   | F7GN40G+97**YY           | F9GN40G+97**YY       | F8GN40G+97**YY      | B, Q            |                |      |
|                 |             | SteROLLizer™ AL   | 300            | Sleeve         | F7BF40GC90**YZ           | F9BF40GC90**YZ       | F8BF40GC90**YZ      |                 |                |      |
|                 |             | SteROLLizer™ SS   | 300            | Sleeve         | F7SL40GC90**YY           | F9SL40GC90**YY       | F8SL40GC90**YY      |                 |                |      |
|                 |             | Conductive PU     | 250            | Precision      | F7CU40GH44**YY           | F9CU40GH44**YY       | F8CU40GH44**YY      |                 |                |      |
|                 |             | 4"                | 1-1/2"         | Polygon™       | 350                      | Roller               | F7PU40H+03**YZ      | F9PU40H+03**YZ  | F8PU40H+03**YZ | G, V |
|                 |             |                   |                | Polygon AL™    | 350                      | Roller               | F7PA40H+03**YZ      | F9PA40H+03**YZ  | F8PA40H+03**YZ | N, R |
|                 |             |                   |                | Polyolefin     | 350                      | Roller               | F7PO40HB03**YZ      | F9PO40HB03**YZ  | F8PO40HB03**YZ |      |
| BrimStone™      | 350         |                   |                | Sleeve         | F7GN40H+90**YY           | F9GN40H+90**YY       | F8GN40H+90**YY      | B, Q            |                |      |
|                 |             |                   |                | Roller         | F7GN40H+03**YZ           | F9GN40H+03**YZ       | F8GN40H+03**YZ      |                 |                |      |
| SteROLLizer™ AL | 350         |                   |                | SS Precision   | F7BH40HC61**YY           | F9BH40HC61**YY       | F8BH40HC61**YY      |                 |                |      |
| SteROLLizer™ SS | 350         |                   |                | SS Precision   | F7SL40HC61**YY           | F9SL40HC61**YY       | F8SL40HC61**YY      |                 |                |      |
| Epoxy           | 350         |                   |                | Precision      | F7OV40H+P4**YZ           | F9OV40H+P4**YZ       | F8OV40H+P4**YZ      |                 |                |      |
|                 |             | Sleeve            | F7OV40H+90**YZ | F9OV40H+90**YZ | F8OV40H+90**YZ           | G, Q                 |                     |                 |                |      |



| Wheel Dia     | Tread Width    | Wheel Type        | Load Capacity  | Bearing Type   | Total Lock Caster Part # | Swivel Caster Part # | Rigid Caster Part # | + Color    |
|---------------|----------------|-------------------|----------------|----------------|--------------------------|----------------------|---------------------|------------|
| 5"            | 1-1/4"         | Yoke and axle/nut |                |                | F7ZZ50GZ82**YAN          | F9ZZ50GZ82**YAN      | F8ZZ50GZ82**YAN     |            |
|               |                | Super-Soft™       | 125            | Annular        | F7SF50GI43**YY           | F9SF50GI43**YY       | F8SF50GI43**YY      |            |
|               |                | Soft Rubber       | 350            | Plain          | F7SR50GB82**YY           | F9SR50GB82**YY       | F8SR50GB82**YY      |            |
|               |                |                   |                | Ball           | F7SR50GB42**YY           | F9SR50GB42**YY       | F8SR50GB42**YY      |            |
|               |                | Blue- Ergo™       | 350            | Roller         | F7BL50GL4R**YZ           | F9BL50GL4R**YZ       | F8BL50GL4R**YZ      |            |
|               |                | Rubber/Alu        | 325            | Annular        | F7RA50GI43**YY           | F9RA50GI43**YY       | F8RA50GI43**YY      |            |
|               |                | Nomadic™          | 325            | Delrin         | F7NM50G+5A**YY           | F9NM50G+5A**YY       | F8NM50G+5A**YY      | I, L       |
|               |                |                   |                | Annular        | F7NM50G+43**YY           | F9NM50G+43**YY       | F8NM50G+43**YY      |            |
|               |                | Conductive        | 275            | Precision      | F7CN50GH44**YY           | F9CN50GH44**YY       | F8CN50GH44**YY      |            |
|               |                | Thermo-Pro™       | 300            | Precision      | F7TP50GI44**YY           | F9TP50GI44**YY       | F8TP50GI44**YY      | T, Y       |
|               |                |                   |                |                | F7TP50G+47**YY           | F9TP50G+47**YY       | F8TP50G+47**YY      |            |
|               |                |                   |                | Sleeve         | F7TP50G+90**YY           | F9TP50G+90**YY       | F8TP50G+90**YY      |            |
|               |                | Element™          | 350            | Annular        | F7EL50GI43**YY           | F9EL50GI43**YY       | F8EL50GI43**YY      |            |
|               |                | Poly-Pro™         | 350            | Ball           | F7PP50G+42**YY           | F9PP50G+42**YY       | F8PP50G+42**YY      | C, K, P, W |
|               |                |                   |                | Precision      | F7PP50G+44**YY           | F9PP50G+44**YY       | F8PP50G+44**YY      | A, D, I, S |
|               |                |                   |                |                | F7PP50G+47**YY           | F9PP50G+47**YY       | F8PP50G+47**YY      | T, Y       |
|               |                |                   |                | Delrin         | F7PP50G+55**YY           | F9PP50G+55**YY       | F8PP50G+55**YY      | C, K, P, W |
|               |                |                   |                | Sleeve         | F7PP50G+90**YY           | F9PP50G+90**YY       | F8PP50G+90**YY      | T, Y       |
|               |                | Polymadic™        | 350            | Delrin         | F7PM50GM5A**YY           | F9PM50GM5A**YY       | F8PM50GM5A**YY      |            |
|               |                |                   |                | Annular        | F7PM50GM43**YY           | F9PM50GM43**YY       | F8PM50GM43**YY      |            |
|               |                | Ergo-PU           | 350            | Dual Precision | F7EU50GOD0**YY           | F9EU50GOD0**YY       | F8EU50GOD0**YY      |            |
|               |                | DuraLastomer™     | 350            | Sleeve         | F7SU50GL90**YY           | F9SU50GL90**YY       | F8SU50GL90**YY      |            |
|               |                | Polygon AL™       | 350            | Annular        | F7PA50GL43**YY           | F9PA50GL43**YY       | F8PA50GL43**YY      |            |
|               |                | Disc Wheel        | 300            | Ball           | F7UN50GLA3**YY           | F9UN50GLA3**YY       | F8UN50GLA3**YY      |            |
|               |                | Hard Rubber       | 350            | Plain          | F7HR50GB82**YY           | F9HR50GB82**YY       | F8HR50GB82**YY      |            |
|               |                |                   |                | Ball           | F7HR50GB42**YY           | F9HR50GB42**YY       | F8HR50GB42**YY      |            |
|               |                | GrayRok™          | 350            | Plain          | F7RK50GI82**YY           | F9RK50GI82**YY       | F8RK50GI82**YY      |            |
|               |                | Polyolefin        | 350            | Plain          | F7PO50G+82**YY           | F9PO50G+82**YY       | F8PO50G+82**YY      | B, Z       |
|               |                |                   |                | Sleeve         | F7PO50G+90**YY           | F9PO50G+90**YY       | F8PO50G+90**YY      | J, Z       |
|               |                |                   |                | Ball           | F7PO50GZ42**YY           | F9PO50GZ42**YY       | F8PO50GZ42**YY      |            |
|               |                | H.D. Polyolefin   | 350            | Plain          | F7HP50G+82**YY           | F9HP50G+82**YY       | F8HP50G+82**YY      | B, E       |
|               |                | Nylon             | 350            | Precision      | F7NY50GE47**YY           | F9NY50GE47**YY       | F8NY50GE47**YY      |            |
| Sleeve        | F7NY50GE90**YY |                   |                | F9NY50GE90**YY | F8NY50GE90**YY           |                      |                     |            |
| BrimStone™    | 350            | S.S. Top Hat      | F7GN50G+97**YY | F9GN50G+97**YY | F8GN50G+97**YY           | B, Q                 |                     |            |
| Conductive PU | 250            | Precision         | F7CU50GH44**YY | F9CU50GH44**YY | F8CU50GH44**YY           |                      |                     |            |
| 5"            | 1-3/8"         | Neo-Energizer™    | 350            | Ball           | F7EN50VB42**YY           | F9EN50VB42**YY       | F8EN50VB42**YY      |            |
|               |                |                   | 350            | Precision      | F7EN50VBP2**YY           | F9EN50VBP2**YY       | F8EN50VBP2**YY      |            |
| 5"            | 1-1/2"         | Polygon™          | 350            | Roller         | F7PU50H+03**YZ           | F9PU50H+03**YZ       | F8PU50H+03**YZ      | G, V       |
|               |                | Polygon AL™       | 350            | Roller         | F7PA50H+03**YZ           | F9PA50H+03**YZ       | F8PA50H+03**YZ      | N, R       |
|               |                | Polyolefin        | 350            | Roller         | F7PO50HB03**YZ           | F9PO50HB03**YZ       | F8PO50HB03**YZ      |            |
|               |                | BrimStone™        | 350            | Sleeve         | F7GN50H+90**YY           | F9GN50H+90**YY       | F8GN50H+90**YY      | B, Q       |
|               |                |                   |                | Roller         | F7GN50H+03**YZ           | F9GN50H+03**YZ       | F8GN50H+03**YZ      |            |



# RX - Medium Duty Casters - 400LB

- Various options of modular stems available
- Double ball raceways with 9/16" kingpin
- Grease fitting underneath the raceways
- Hardened swivel raceways
- Bright Zinc finish

RXEU50GOD006-000G00



RXEN25VB42C2-000G00



RXEL50GI43068-000G00



RX SERIES • CAPACITY 400

| Plate Code | Overall Size  | Bolt Hole Pattern             | Mounting Bolt Size |              |
|------------|---|-------------------------------|--------------------|--------------|
| 06         | 2-3/8" x 3-5/8"                                     | 1-3/4" x 2-7/8" Slotted to 3" | 5/16"              |              |
| Stem Code  | Size  | Stem Type                     | Modular Part #     |              |
| ZZ         | 1/2" diameter                                       | Hollow Kingpin                |                    |              |
| 92         | 5/8" x 2-3/16"                                      | Grip Ring Stem                | 09STA92            |              |
| 93         | 13/16" x 2-3/16"                                    |                               | 07STG93            |              |
| 48         | 0.865" x 2-1/2" dual rings                          |                               | 07STG48            |              |
| 85         | 1" x 2-3/16" dual rings                             |                               | 07STG85            |              |
| 82         | 1-1/8" x 2-3/16" dual rings                         |                               | 07STG82            |              |
| 22         | 1-1/4" x 2-3/16" dual rings                         |                               | 07STG22            |              |
| 23         | 1-3/8" x 2-3/16" dual rings                         |                               | 07STG23            |              |
| O1         | 1-1/4" x 4", 7/16" dia. crx drill, 2.5" from bottom |                               | Round              | 07STRO1      |
| 43         | 9/16" x 215/16", 2 x 5/16" dia. crx drill           | Square Stem                   | 07STS43            |              |
| 51         | 3/4" x 2", 3 x 1/4" dia. crx drill                  |                               | 07STS51            |              |
| 55         | 7/8" x 2", 3 x 5/16" dia. crx drill                 | Square Stem, crx Sec. 1.087"  | 07STS55            |              |
| 56         | 7/8" x 2", 3 x 5/16" dia. crx drill                 | Square Stem, crx Sec. 0.983"  | 07STS56            |              |
| 41         | 7/8" x 2-1/4", 5/16" dia. crx drill, with Grip Ring | Square Stem                   | 07STO41            |              |
| Q1         | 1" x 4"   |                               | 07STSQ1            |              |
| 62         | 3/8"-16 x 1-1/2"                                    | Threaded                      | 07STT62            |              |
| 33         | 7/16" - 14 x 1-1/2"                                 |                               | 07STT33            |              |
| 79         | 7/16" -14 x 2-1/4"                                  |                               | 07STT79            |              |
| 68         | 1/2 - 13 x 1.5"                                     |                               | 07STT68            |              |
| C9         | 1/2" - 13 x 3-1/8"                                  |                               | 07STTC9            |              |
| C1         | 1/2" - 13 x 4"                                      |                               | 07STTC1            |              |
| 80         | 5/8" - 11 x 1"                                      |                               | 07STT80            |              |
| 8A         | 5/8" -11 x 3"                                       |                               | 07STT8A            |              |
| 81         | 5/8" - 11 x 1-3/4"                                  |                               | 07STT81            |              |
| C2         | 5/8" - 11 x 4"                                      |                               | 07STTC2            |              |
| 87         | 3/4" - 10 x 1-3/4"                                  |                               | 07STT87            |              |
| 8K         | 3/4" - 10 X 2-1/4"                                  |                               | 07STT8K            |              |
| 84         | 3/4" - 10 x 4"                                      |                               | 07STT84            |              |
| C3         | 3/4" - 10 x 6"                                      |                               | 07STTC3            |              |
| S5         | 3/4" - 10 x 10                                      |                               | 07STTS5            |              |
| M1         | M10 - 1.5 x 1-1/2"                                  |                               | Metric Threaded    | 07STTM10     |
| M3         | M12-1.75 x 1-3/4"                                   |                               |                    | 07STTM12-134 |
| M4         | M12-1.75 x 2"                                       |                               |                    | 07STTM12-200 |
| M6         | M16 - 2 x 1-1/2"                                    | 07STTM16-112                  |                    |              |
| M7         | M20 - 2.5 x 1-3/4"                                  | 07STTM20-134                  |                    |              |



| Wheel Dia.    | Tread Width | Wheel Type        | Load Capacity  | Bearing Type   | Swivel Caster Part # | Rigid Caster Part # | O.A.H.          | Swivel Radius | + Color  |  |
|---------------|-------------|-------------------|----------------|----------------|----------------------|---------------------|-----------------|---------------|----------|--|
| 2-1/2"        | 1-1/4"      | Yoke and axle/nut |                |                |                      | RXZZ25GZ82**YAN     | RRZZ25GZ8206YAN | 3-3/4"        | 2-3/8"   |  |
|               |             | Soft Rubber       | 175            | Plain          | RXSR25GB82**YY       | RRSR25GB8206YY      |                 |               |          |  |
|               |             | Neo-Energizer™    | 250            | Ball           | RXEN25GB42**YY       | RREN25GB4206YY      |                 |               |          |  |
|               |             |                   |                | Precision      | RXEN25GBP2**YY       | RREN25GBP206YY      |                 |               |          |  |
|               |             | Thermo-Pro™       | 250            | Precision      | RXTP25G+44**YY       | RRTP25G+4406YY      |                 |               |          |  |
|               |             |                   |                | Ball           | RXTP25G+42**YY       | RRTP25G+4206YY      |                 |               |          |  |
|               |             | Polyolefin        | 250            | Plain          | RXPO25GB82**YY       | RRPO25GB8206YY      |                 |               |          |  |
|               |             | Poly-Pro™         | 250            | Ball           | RXPP25G+42**YY       | RRPP25G+4206YY      |                 |               |          |  |
| Hard Rubber   | 250         | Plain             | RXHR25GB82**YY | RRHR25GB8206YY |                      |                     |                 |               |          |  |
| Maxrok™       | 350         | Plain             | RXMA25GB82**YY | RRMA25GB8206YY |                      |                     |                 |               |          |  |
| 2-1/2"        | 1-3/8"      | Elastomer         | 350            | Precision      | RXSX25VIP2**YY       | RRSX25VIP206YY      |                 |               |          |  |
| 3"            | 1-1/4"      | Yoke and axle/nut |                |                |                      | RXZZ30GZ82**YAN     | RRZZ30GZ8206YAN | 4-3/16"       | 2-11/16" |  |
|               |             | Super-Soft™       | 105            | Annular        | RXSF30GI43**YY       | RRSF30GI43**YY      |                 |               |          |  |
|               |             | Soft Rubber       | 300            | Plain          | RXSR30GB82**YY       | RRSR30GB82**YY      |                 |               |          |  |
|               |             |                   |                | Ball           | RXSR30GB42**YY       | RRSR30GB42**YY      |                 |               |          |  |
|               |             | Nomadic™          | 300            | Delrin         | RXNM30G+5A**YY       | RRNM30G+5A**YY      |                 |               |          |  |
|               |             |                   |                | Annular        | RXNM30G+43**YY       | RRNM30G+43**YY      |                 |               |          |  |
|               |             | Conductive TPR    | 200            | Precision      | RXCN30GH44**YY       | RRCN30GH44**YY      |                 |               |          |  |
|               |             | Conductive SR     | 250            | Ball           | RXCT30GB42**YY       | RRCT30GB42**YY      |                 |               |          |  |
|               |             | Thermo-Pro™       | 210            | Precision      | RXTP30GI44**YY       | RRTP30GI44**YY      |                 |               |          |  |
|               |             |                   |                | Sleeve         | RXTP30G+47**YY       | RRTP30G+47**YY      |                 |               |          |  |
|               |             | Element™          | 300            | Annular        | RXEL30GI43**YY       | RREL30GI43**YY      |                 |               |          |  |
|               |             |                   |                | Ball           | RXPP30G+42**YY       | RRPP30G+42**YY      |                 |               |          |  |
|               |             | Poly-Pro™         | 300            | Precision      | RXPP30G+44**YY       | RRPP30G+44**YY      |                 |               |          |  |
|               |             |                   |                | RXPP30G+47**YY | RRPP30G+47**YY       |                     |                 |               |          |  |
|               |             |                   |                | Delrin         | RXPP30G+55**YY       | RRPP30G+55**YY      |                 |               |          |  |
|               |             |                   |                | Sleeve         | RXPP30G+90**YY       | RRPP30G+90**YY      |                 |               |          |  |
|               |             | Polymadic™        | 300            | Delrin         | RXPM30GM5A**YY       | RRPM30GM5A**YY      |                 |               |          |  |
|               |             |                   |                | Annular        | RXPM30GM43**YY       | RRPM30GM43**YY      |                 |               |          |  |
|               |             | Elite™            | 350            | Ball           | RXET30GL42**YY       | RRET30GL42**YY      |                 |               |          |  |
|               |             | Ergo-PU           | 350            | Dual Precision | RXEU30GOD0**YY       | RREU30GOD0**YY      |                 |               |          |  |
|               |             | DuraLastomer™     | 300            | Sleeve         | RXSU30GL90**YY       | RRSU30GL90**YY      |                 |               |          |  |
|               |             | Polygon AL™       | 350            | Annular        | RXPA30GL43**YY       | RRPA30GL43**YY      |                 |               |          |  |
|               |             | Hard Rubber       | 300            | Ball           | RXHR30GB42**YY       | RRHR30GB42**YY      |                 |               |          |  |
|               |             |                   |                | Plain          | RXHR30GB82**YY       | RRHR30GB82**YY      |                 |               |          |  |
|               |             | GrayRok™          | 300            | Plain          | RXRK30GI82**YY       | RRRK30GI82**YY      |                 |               |          |  |
|               |             | Polyolefin        | 250            | Plain          | RXPO30G+82**YY       | RRPO30G+82**YY      |                 |               |          |  |
|               |             |                   | 300            | Sleeve         | RXPO30G+90**YY       | RRPO30G+90**YY      |                 |               |          |  |
|               |             |                   |                | Ball           | RXPO30GZ42**YY       | RRPO30GZ42**YY      |                 |               |          |  |
|               |             | H.D. Polyolefin   | 300            | Plain          | RXHP30G+82**YY       | RRHP30G+82**YY      |                 |               |          |  |
|               |             | Nylon             | 300            | Sleeve         | RXNY30GE90**YY       | RRNY30GE90**YY      |                 |               |          |  |
|               |             |                   |                | Precision      | RXNY30GE47**YY       | RRNY30GE47**YY      |                 |               |          |  |
|               |             | Phenolic          | 300            | Top Hat        | RXPH30GB99**YY       | RRPH30GB99**YY      |                 |               |          |  |
|               |             | H.T. Phenolic     | 200            | S.S. Top Hat   | RXHT30GQ97**YY       | RRHT30GQ97**YY      |                 |               |          |  |
|               |             | BrimStone™        | 350            | S.S. Top Hat   | RXGN30G+97**YY       | RRGN30G+97**YY      |                 |               |          |  |
| Semi-Steel    | 350         | Plain             | RXSS30GS82**YY | RRSS30GS82**YY |                      |                     |                 |               |          |  |
|               |             | Sleeve            | RXSS30GS90**YY | RRSS30GS90**YY |                      |                     |                 |               |          |  |
| Sintered Iron | 350         | Plain             | RXSI30GS82**YY | RRSI30GS82**YY |                      |                     |                 |               |          |  |
| V-Groove      | 350         | Plain             | RXVG30GT82**YY | RRVG30GT82**YY |                      |                     |                 |               |          |  |
| Maxrok™       | 350         | Plain             | RXMA30GB82**YY | RRMA30GB82**YY |                      |                     |                 |               |          |  |
| Conductive PU | 225         | Precision         | RXCU30GH44**YY | RRCU30GH44**YY |                      |                     |                 |               |          |  |
| 3"            | 1-3/8"      | Neo-Energizer™    | 300            | Ball           | RXEN30VB42**YY       | RREN30VB42**YY      |                 |               |          |  |
|               |             |                   | 300            | Precision      | RXEN30VBP2**YY       | RREN13VBP2**YY      |                 |               |          |  |
|               |             | Elastomer         | 350            | Precision      | RXSX30VIP2**YY       | RRSX30VIP2**YY      |                 |               |          |  |



| Wheel Dia.      | Tread Width | Wheel Type        | Load Capacity  | Bearing Type   | Swivel Caster Part # | Rigid Caster Part # | O.A.H.  | Swivel Radius | + Color |
|-----------------|-------------|-------------------|----------------|----------------|----------------------|---------------------|---------|---------------|---------|
| 4"              | 1-1/4"      | Yoke and axle/nut |                |                | RXZZ40GZ82**YAN      | RRZZ40GZ82**YAN     | 5-7/32" | 3-3/16"       |         |
|                 |             | Super-Soft™       | 120            | Annular        | RXSF40GI43**YY       | RRSF40GI43**YY      |         |               |         |
|                 |             | Soft Rubber       | 350            | Plain          | RXSR40GB82**YY       | RRSR40GB82**YY      |         |               |         |
|                 |             |                   | 350            | Ball           | RXSR40GB42**YY       | RRSR40GB42**YY      |         |               |         |
|                 |             | Blue Ergo™        | 350            | Roller         | RXBL40GL4R**YY       | RRBL40GL4R**yy      |         |               |         |
|                 |             | Rubber/Alu        | 250            | Annular        | RXRA40GI43**YY       | RRRA40GI43**YY      |         |               |         |
|                 |             | Nomadic™          | 300            | Delrin         | RXNM40GI5A**YY       | RRNM40GI5A**YY      |         |               |         |
|                 |             |                   |                | Annular        | RXNM40GI43**YY       | RRNM40GI43**YY      |         |               |         |
|                 |             | Conductive        | 250            | Precision      | RXCN40GH44**YY       | RRCN40GH44**YY      |         |               |         |
|                 |             | Thermo-Pro™       | 250            | Precision      | RXTP40G+44**YY       | RRTP40G+44**YY      |         |               |         |
|                 |             |                   |                |                | RXTP40G+47**YY       | RRTP40G+47**YY      |         |               |         |
|                 |             |                   |                | Sleeve         | RXTP40G+90**YY       | RRTP40G+90**YY      |         |               |         |
|                 |             | Element™          | 320            | Annular        | RXEL40GI43**YY       | RREL40GI43**YY      |         |               |         |
|                 |             | Poly-Pro™         | 350            | Ball           | RXPP40G+42**YY       | RRPP40G+42**YY      |         |               |         |
|                 |             |                   |                | Precision      | RXPP40G+44**YY       | RRPP40G+44**YY      |         |               |         |
|                 |             |                   |                |                | RXPP40G+47**YY       | RRPP40G+47**YY      |         |               |         |
|                 |             |                   |                |                | RXPP40G+55**YY       | RRPP40G+55**YY      |         |               |         |
|                 |             |                   |                | Sleeve         | RXPP40G+90**YY       | RRPP40G+90**YY      |         |               |         |
|                 |             | Polymadic™        | 350            | Delrin         | RXPM40GM5A**YY       | RRPM40GM5A**YY      |         |               |         |
|                 |             |                   |                | Annular        | RXPM40GM43**YY       | RRPM40GM43**YY      |         |               |         |
|                 |             | Elite™            | 350            | Ball           | RXET40GL42**YY       | RRET40GL42**YY      |         |               |         |
|                 |             | Ergo-PU           | 350            | Dual Precision | RXEU40GOD0**YY       | RREU40GOD0**YY      |         |               |         |
|                 |             | DuraLastomer™     | 350            | Sleeve         | RXSU40GL90**YY       | RRSU40GL90**YY      |         |               |         |
|                 |             | Polygon AL™       | 350            | Annular        | RXPA40G+43**YY       | RRPA40G+43**YY      |         |               |         |
|                 |             | Disc Wheel        | 270            | Ball           | RXUN40GLA3**YY       | RRUN40GLA3**YY      |         |               |         |
|                 |             |                   |                | Ball           | RXUN40GLA3**YY       | RRUN40GLA3**YY      |         |               |         |
|                 |             | Hard Rubber       | 350            | Plain          | RXHR40GB82**YY       | RRHR40GB82**YY      |         |               |         |
|                 |             |                   |                | Ball           | RXHR40GB42**YY       | RRHR40GB42**YY      |         |               |         |
|                 |             | Polyolefin        | 350            | Plain          | RXPO40G+82**YY       | RRPO40G+82**YY      |         |               |         |
|                 |             |                   |                | Sleeve         | RXPO40G+90**YY       | RRPO40G+90**YY      |         |               |         |
|                 |             |                   |                | Ball           | RXPO40GZ42**YY       | RRPO40GZ42**YY      |         |               |         |
|                 |             | H.D. Polyolefin   | 350            | Plain          | RXHP40G+82**YY       | RRHP40G+82**YY      |         |               |         |
|                 |             | Nylon             | 350            | Precision      | RXNY40GE47**YY       | RRNY40GE47**YY      |         |               |         |
|                 |             |                   |                | Sleeve         | RXNY40GE90**YY       | RRNY40GE90**YY      |         |               |         |
|                 |             | Phenolic          | 350            | Top Hat        | RXPH40GB99**YY       | RRPH40GB99**YY      |         |               |         |
|                 |             | H.T. Phenolic     | 250            | S.S. Top Hat   | RXHT40GQ97**YY       | RRHT40GQ97**YY      |         |               |         |
| BrimStone™      | 350         | S.S. Top Hat      | RXGN40G+97**YY | RRGN40G+97**YY |                      |                     |         |               |         |
| SteROLLizer™ AL | 300         | Sleeve            | RXBF40GC90**YY | RRBF40GC90**YY |                      |                     |         |               |         |
| SteROLLizer™ SS | 300         | Sleeve            | RXSL40GC90**YY | RRSL40GC90**YY |                      |                     |         |               |         |
| Semi-Steel      | 350         | Plain             | RXSS40GS82**YY | RRSS40GS82**YY |                      |                     |         |               |         |
|                 |             | Sleeve            | RXSS40GS90**YY | RRSS40GS90**YY |                      |                     |         |               |         |
| Conductive PU   | 250         | Precision         | RXCU40GH44**YY | RRCU40GH44**YY |                      |                     |         |               |         |



| Wheel Dia.    | Tread Width | Wheel Type        | Load Capacity  | Bearing Type   | Swivel Caster Part # | Rigid Caster Part # | O.A.H.          | Swivel Radius | + Color  |  |
|---------------|-------------|-------------------|----------------|----------------|----------------------|---------------------|-----------------|---------------|----------|--|
| 5"            | 1-1/4"      | yoke and axle/nut |                |                |                      | RXZZ50GZ82**YAN     | RRZZ50GZ82**YAN | 6-9/32"       | 3-11/16" |  |
|               |             | Super-Soft™       | 125            | Annular        | RXSF50GI43**YY       | RRSF50GI43**YY      |                 |               |          |  |
|               |             | Soft Rubber       | 350            | Plain          | RXSR50GB82**YY       | RRSR50GB82**YY      |                 |               |          |  |
|               |             |                   |                | Ball           | RXSR50GB42**YY       | RRSR50GB42**YY      |                 |               |          |  |
|               |             | Blue- Ergo™       | 350            | Roller         | RXBL50GL4R**YY       | RRBL50GL4R**YY      |                 |               |          |  |
|               |             | Rubber/Alu        | 325            | Annular        | RXRA50GI43**YY       | RRRA50GI43**YY      |                 |               |          |  |
|               |             | Nomadic™          | 325            | Delrin         | RXNM50G+5A**YY       | RRNM50G+5A**YY      | I, L            |               |          |  |
|               |             |                   |                | Annular        | RXNM50G+43**YY       | RRNM50G+43**YY      | I, L            |               |          |  |
|               |             | Conductive        | 275            | Precision      | RXCN50GH44**YY       | RRCN50GH44**YY      |                 |               |          |  |
|               |             | Thermo-Pro™       | 300            | Precision      | RXTP50GI44**YY       | RRTP50GI44**YY      |                 |               |          |  |
|               |             |                   |                |                | RXTP50G+47**YY       | RRTP50G+47**YY      | T,Y             |               |          |  |
|               |             |                   |                | Sleeve         | RXTP50G+90**YY       | RRTP50G+90**YY      |                 |               |          |  |
|               |             | Element™          | 250            | Annular        | RXEL50GI43**YY       | RREL50GI43**YY      |                 |               |          |  |
|               |             | Poly-Pro™         | 350            | Ball           | RXPP50G+42**YY       | RRPP50G+42**YY      | C,K,P,W         |               |          |  |
|               |             |                   |                | Precision      | RXPP50G+44**YY       | RRPP50G+44**YY      | I,A,D,S         |               |          |  |
|               |             |                   |                |                | RXPP50G+47**YY       | RRPP50G+47**YY      | T,Y             |               |          |  |
|               |             |                   |                | Delrin         | RXPP50G+55**YY       | RRPP50G+55**YY      | C,K,P,W         |               |          |  |
|               |             |                   |                | Sleeve         | RXPP50G+90**YY       | RRPP50G+90**YY      | T,Y             |               |          |  |
|               |             | Polymadic™        | 350            | Delrin         | RXPM50GM5A**YY       | RRPM50GM5A**YY      |                 |               |          |  |
|               |             |                   |                | Annular        | RXPM50GM43**YY       | RRPM50GM43**YY      |                 |               |          |  |
|               |             | Ergo-PU           | 350            | Dual Precision | RXEU50GOD0**YY       | RREU50GOD0**YY      |                 |               |          |  |
|               |             | DuraLastomer™     | 350            | Sleeve         | RXSU50GL90**YY       | RRSU50GL90**YY      |                 |               |          |  |
|               |             | Polygon AL™       | 350            | Annular        | RXPA50GL43**YY       | RRPA50GL43**YY      |                 |               |          |  |
|               |             | Disc Wheel        | 300            | Ball           | RXUN50GLA3**YY       | RRUN50GLA3**YY      |                 |               |          |  |
|               |             | Hard Rubber       | 350            | Plain          | RXHR50GB82**YY       | RRHR50GB82**YY      |                 |               |          |  |
|               |             |                   |                | Ball           | RXHR50GB42**YY       | RRHR50GB42**YY      |                 |               |          |  |
|               |             | Polyolefin        | 350            | Plain          | RXPO50G+82**YY       | RRPO50G+82**YY      | B,Z             |               |          |  |
|               |             |                   |                | Sleeve         | RXPO50G+90**YY       | RRPO50G+90**YY      | J,Z             |               |          |  |
|               |             |                   |                | Ball           | RXPO50GZ42**YY       | RRPO50GZ42**YY      |                 |               |          |  |
|               |             | H.D. Polyolefin   | 350            | Plain          | RXHP50G+82**YY       | RRHP50G+82**YY      | B,E             |               |          |  |
|               |             | Nylon             | 350            | Precision      | RXNY50GE47**YY       | RRNY50GE47**YY      |                 |               |          |  |
|               |             |                   |                | Sleeve         | RXNY50GE90**YY       | RRNY50GE90**YY      |                 |               |          |  |
| Phenolic      | 350         | Top Hat           | RXPH50GB99**YY | RRPH50GB99**YY |                      |                     |                 |               |          |  |
| H.T. Phenolic | 300         | S.S. Top Hat      | RXHT50GQ97**YY | RRHT50GQ97**YY |                      |                     |                 |               |          |  |
| BrimStone™    | 350         | S.S. Top Hat      | RXGN50G+97**YY | RRGN50G+97**YY | B,Q                  |                     |                 |               |          |  |
| Semi-Steel    | 350         | Plain             | RXSS50GS82**YY | RRSS50GS82**YY |                      |                     |                 |               |          |  |
|               |             | Sleeve            | RXSS50GS90**YY | RRSS50GS90**YY |                      |                     |                 |               |          |  |
| Conductive PU | 250         | Precision         | RXCU50GH44**YY | RRCU50GH44**YY |                      |                     |                 |               |          |  |
| 5"            | 1-3/8"      | Neo-energizer™    | 350            | Ball           | RXEN50VB42**YY       | RREN50VB42**YY      |                 |               |          |  |
|               |             |                   | 350            | Precision      | RXEN50VBP2**YY       | RREN50VBP2**YY      |                 |               |          |  |



| 2" Wide Wheels |    |    |    |    |    |    |    |    |
|----------------|----|----|----|----|----|----|----|----|
| UX             | CP | CQ | CQ | CX | CY | TP | TP | UA |
| EN             | ER | FF | FP | SX | HI | SU | HT | HU |
| LS             | MA | MU | NM | NM | NR | NV | NX | NY |
| OV             | PA | PH | PM | PO | PO | PP | PR | PU |
| PX             | RA | RH | RP | RS | SF | SL | SN | DW |
| SS             | SV | SW | HS | FS | CD | DS | DV | VG |

**BEARING CHART (##)**

| Bearing Code | Description                 | Wheel Width | Image | Bearing Code | Description                                       | Wheel Width | Image | Bearing Code | Description                       | Wheel Width | Image |
|--------------|-----------------------------|-------------|-------|--------------|---|-------------|-------|--------------|-----------------------------------|-------------|-------|
| 88           | Plain 3/4" ID               | 1-1/2" & 2" |       | 49           | Precision Bearing Integrated w/ Top Hat           | 2"          |       | 11           | 3/4" I.D. Solid Delrin Bearing    | 1-1/2" & 2" |       |
| 08           | Roller w/ Outer Split       | 1-1/2"      |       |              |   |             |       | 12           | 1/2" Solid Delrin Bearing         | 1-1/2" & 2" |       |
| 03           | Roller w/ Outer Split       | 1-1/2"      |       | 62/63        | Precision Ball Bearing                            | 2"          |       | 57           | Flanged Delrin Bearing            | 1-1/2" & 2" |       |
| 04           | Roller w/ Outer Split       | 2"          |       | 60           | Flanged Precision Ball Bearing                    | 2"          |       | 53           | Flanged Ball Bearing              | 1-1/2" & 2" |       |
| 09           | Caged Roller Bearing        | 2"          |       | 6M           | Flanged Precision Ball Bearing                    | 1-1/2"      |       | B5           | Flanged Bronze Bearing            | 2"          |       |
| 48           | Dual-Row Caged Ball Bearing | 2"          |       | B1           | 1-pc Bronze Bushing                               | 2"          |       | P4           | Ball Bearing w/ 3/8" I.D. Top Hat | 2"          |       |
| 73           | Precision Tapered Bearing   | 2"          |       | 14           | 2 PC 6205 Pre. Ball Bearings w/ 1/2" I.D. Bushing | 1-13/16"    |       |              |                                   |             |       |

# H9/H0 Medium-Heavy Duty Stamp-Formed Series - 660LB

- 5/32" thick steel deeply embossed for best strength
- Dual ball bearings raceway, with 5/8" kingpin.
- Features wheels with 2" width
- Sealed upper raceway
- 1/2" axle hole
- Zinc Plated
- NSF Listed

H9/H0 SERIES • CAPACITY 660

H9BL60JL6317YY



H9TP60JT0417-0T0000



H0PO60JE0417YY



H9PP60JM0417YY



H9HU60JI6417YY



H0CQ60JL6417YY



### FASTENING PATTERNS

| Plate Code | Overall Size  | Bolt Hole Pattern          | Mounting Bolt Size |
|------------|---------------|----------------------------|--------------------|
| 17         | 4" x 4-15/32" | 2-5/8" x 3-5/8" to 3" x 3" | 3/8"               |

### Overall Height and Swivel Radius

| Wheel Diameter | Overall Height | Denotation Code | Swivel Radius |
|----------------|----------------|-----------------|---------------|
| 4"             | 5-3/16"        | 40              | 3-1/2"        |
| 5"             | 6-5/16"        | 50              | 4"            |
| 6"             | 7-3/16"        | 60              | 4-3/8"        |





H9/H0 SERIES • CAPACITY 660

| Wheel Diameter   | Tread Width       | Wheel Type              | Load Cap.      | Bearing Options      | Replace + with desired wheel color    |                | +Color        |
|------------------|-------------------|-------------------------|----------------|----------------------|---------------------------------------|----------------|---------------|
|                  |                   |                         |                |                      | Replace ## with desired wheel bearing |                |               |
| 4"               | 2"                | Yoke Only               |                |                      | H9ZZ40JZ8317YY                        | H0ZZ40JZ8317YY |               |
|                  |                   | Neo-Energizer™          | 500            | 04,09,60,48,57,12    | H9EN40JB##17YY                        | H0EN40JB##17YY |               |
|                  |                   | Nomadic™                | 400            | 04,09,60,48,57,12    | H9NM40J+##17YY                        | H0NM40J+##17YY | A,I           |
|                  |                   | Rubber on Nylon         | 400            | 04,09,60,48,57,12    | H9NR40JB##17YY                        | H0NR40JB##17YY |               |
|                  |                   | Rubber on Aluminum      | 400            | 04,09,60,48,57,12    | H9RA40JB##17YY                        | H0RA40JB##17YY |               |
|                  |                   | Low Profile Rubber      | 300            | 04,09,60,48,57,12    | H9LP40JB##17YY                        | H0LP40JB##17YY |               |
|                  |                   | Mold-On Rubber          | 400            | 04,09,60,48,57,12    | H9RS40JB##17YY                        | H0RS40JB##17YY |               |
|                  |                   | Blue Ergo™              | 400            |                      | H9BL40JL6317YY                        | H0BL40JL6317YY |               |
|                  |                   | Thermo-Pro™             | 300            | 04,09,60,63,48,57,12 | H9TP40J+##17YY                        | H0TP40J+##17YY | A,I,T,Y       |
|                  |                   | Xtreme Wheel            | 200            | 02                   | H9LS40JA6217YY                        | H0LS40JA6217YY |               |
|                  |                   | Polyolefin              | 500            | 04,09,60,63,48,57,12 | H9PO40J+##17YY                        | H0PO40J+##17YY | B,E           |
|                  |                   | Nylon                   | 660            | 04,09,60,48,57,12    | H9NY40JE##17YY                        | H0NY40JE##17YY |               |
|                  |                   | RokHard™                | 660            | 04,09,62,57,12       | H9HI40JB##17YY                        | H0HI40JB##17YY |               |
|                  |                   | MaxRok™                 | 660            | 04,09,49,57,12       | H9MA40JB##17YY                        | H0MA40JB##17YY |               |
|                  |                   | Phenolic                | 660            | 04,09,60,48,57,12    | H9PH40JB##17YY                        | H0PH40JB##17YY |               |
|                  |                   | Phenolic Straight Sided | 660            | 04,09,60,57,12       | H9PH40TB##17YY                        | H0PH40TB##17YY |               |
|                  |                   | Polygon MaxRok™         | 660            | 04,09,60,48,57,12    | H9MU40J+##17YY                        | H0MU40J+##17YY | G,K           |
|                  |                   | Polygon AL™             | 660            | 04,09,60,48,57,12    | H9PA40J+##17YY                        | H0PA40J+##17YY | N,R           |
|                  |                   | Poly-Pro™               | 500            | 04,09,60,62,48,57,12 | H9PP40J+##17YY                        | H0PP40J+##17YY | D,K,M,U,W     |
|                  |                   |                         | 600            |                      | H9PP40JP4917YY                        | H0PP40JP4917YY |               |
|                  |                   | Polymadic™              | 600            | 04,09,60,49,48,57,12 | H9PM40J+##17YY                        | H0PM40J+##17YY | I,M           |
|                  |                   | Polyon™                 | 660            |                      | H9PU40JV6317YY                        | H0PU40JV6317YY |               |
|                  |                   |                         | 660            | 04,09,60,48,57,12    | H9PU40J+##17YY                        | H0PU40J+##17YY | G,V           |
|                  |                   | PolyFlexon™ Cast        | 660            | 04,09,60,48,57,12    | H9RP40JK##17YY                        | H0RP40JK##17YY |               |
| PolyFlexon™      | 660               |                         | H9UA40J+6417YY | H0UA40J+6417YY       | N,O                                   |                |               |
| Ultraflex™       | 660               |                         | H9UX40J+6317YY | H0UX40J+6317YY       | M,O                                   |                |               |
| DuraLastomer™    | 660               | 09,60,48,57,12          | H9SU40JL##17YY | H0SU40JL##17YY       |                                       |                |               |
| Super Elastomer  | 660               |                         | H9SX40JI6417YY | H0SX40JI6417YY       |                                       |                |               |
| 5"               | 2"                | Yoke Only               |                |                      | H9ZZ50JZ8317YY                        | H0ZZ50JZ8317YY |               |
|                  |                   | Neo-Energizer™          | 550            | 04,09,60,48,57,12    | H9EN50JB##17YY                        | H0EN50JB##17YY |               |
|                  |                   | Nomadic™                | 500            | 04,09,60,48,57,12    | H9NM50J+##17YY                        | H0NM50J+##17YY | A,I           |
|                  |                   | Rubber on Nylon         | 450            | 04,09,60,48,57,12    | H9NR50JB##17YY                        | H0NR50JB##17YY |               |
|                  |                   | Rubber on Aluminum      | 500            | 04,09,60,48,57,12    | H9RA50JB##17YY                        | H0RA50JB##17YY |               |
|                  |                   | Mold-On Rubber          | 400            | 04,09,60,48,57,12    | H9RS50JB##17YY                        | H0RS50JB##17YY |               |
|                  |                   | Blue Ergo™              | 400            |                      | H9BL50JL6317YY                        | H0BL50JL6317YY |               |
|                  |                   | CushEndure™             | 400            |                      | H9GR50JB1917YY                        | H0GR50JB1917YY |               |
|                  |                   | Thermo-Pro™             | 350            | 04,09,60,48,57,12    | H9TP50J+##17YY                        | H0TP50J+##17YY | A,I,T,X,Y,Z   |
|                  |                   | Xtreme Wheel            | 250            | 03                   | H9LS50JA6217YY                        | H0LS50JA6217YY |               |
|                  |                   | Polyolefin              | 650            | 04,09,60,48,57,12    | H9PO50J+##17YY                        | H0PO50J+##17YY | B,E           |
|                  |                   | Nylon                   | 660            | 04,09,60,48,57,12    | H9NY50JE##17YY                        | H0NY50JE##17YY |               |
|                  |                   | RokHard™                | 660            | 04,09,62,57,12       | H9HI50JB##17YY                        | H0HI50JB##17YY |               |
|                  |                   | MaxRok™                 | 660            | 04,09,63,49,57,12    | H9MA50JB##17YY                        | H0MA50JB##17YY |               |
|                  |                   | Phenolic                | 660            | 04,09,60,48,57,12    | H9PH50JB##17YY                        | H0PH50JB##17YY |               |
|                  |                   | Sterolizer™             | 450            |                      | H9SL50JCB817YY                        | H0SL50JCB817YY |               |
|                  |                   | Polygon MaxRok™         | 660            | 04,09,60,63,48,57,12 | H9MU50J+##17YY                        | H0MU50J+##17YY | G,K           |
|                  |                   | Polygon AL™             | 660            | 04,09,60,48,57,12    | H9PA50J+##17YY                        | H0PA50J+##17YY | N,R           |
|                  |                   | Polygon - C             | 660            | 04,09,60,48,57,12    | H9PR50JL##17YY                        | H0PR50JL##17YY |               |
|                  |                   | Poly-Pro™               | 600            | 04,09,48,60,63,57,12 | H9PP50J+##17YY                        | H0PP50J+##17YY | B,C,D,K,M,U,W |
|                  |                   |                         | 660            |                      | H9PP50JP4917YY                        | H0PP50JP4917YY |               |
|                  |                   |                         |                |                      | H9PP50JH6317YY                        | H0PP50JH6317YY |               |
|                  |                   | Polymadic™              | 660            | 04,09,48,60,63,57,12 | H9PM50J+##17YY                        | H0PM50J+##17YY | I,M           |
|                  |                   | Polyon™                 | 660            |                      | H9PU50JV6317YY                        | H0PU50JV6317YY |               |
| 660              | 04,09,60,48,57,12 |                         | H9PU50J+##17YY | H0PU50J+##17YY       | G,V                                   |                |               |
| PolyFlexon™ Cast | 660               | 04,09,60,48,57,12       | H9RP50JK##17YY | H0RP50JK##17YY       |                                       |                |               |
| PolyFlexon™      | 660               |                         | H9UA50J+6417YY | H0UA50J+6417YY       | N,O                                   |                |               |
| Ultraflex™       | 660               |                         | H9UX50J+6417YY | H0UX50J+6417YY       | M,O                                   |                |               |
| D-Polyon         | 660               |                         | H9UD50JL6417YY | H0UD50JL6417YY       |                                       |                |               |
| DuraLastomer™    | 660               | 09,60,48,57,12          | H9SU50JL##17YY | H0SU50JL##17YY       |                                       |                |               |
| Super Elastomer  | 660               | 04,09,64,57,12          | H9SX50JI##17YY | H0SX50JI##17YY       |                                       |                |               |
| ErgoLastomer™    | 660               | 04,09,64,57,12          | H9HU50JI##17YY | H0HU50JI##17YY       |                                       |                |               |



| Wheel Diameter | Tread Width | Wheel Type              | Load Cap. | Bearing Options                    | Replace + with desired wheel color |                            | +Color         |  |
|----------------|-------------|-------------------------|-----------|------------------------------------|------------------------------------|----------------------------|----------------|--|
|                |             |                         |           |                                    | Replace #                          | with desired wheel bearing |                |  |
| 6"             | 2"          | Yoke Only               |           |                                    |                                    | H9ZZ60JZ8317YY             | H0ZZ60JZ8317YY |  |
|                |             | Neo-Energizer™          | 600       | 04, 09, 64, 57, 12                 | H9EN60JB##17YY                     | H0EN60JB##17YY             |                |  |
|                |             | Pneumatic               | 200       |                                    | H9FP60JB6017YY                     | H0FP60JB6017YY             |                |  |
|                |             | Foam Filled             | 200       |                                    | H9FF60JB6017YY                     | H0FF60JB6017YY             |                |  |
|                |             | Ever-Roll™              | 200       |                                    | H9ER60J+6017YY                     | H0ER60J+6017YY             | B,I            |  |
|                |             | Nomadic™                | 600       | 04, 09, 48, 60, 57, 12             | H9NM60J+##17YY                     | H0NM60J+##17YY             | A,I            |  |
|                |             | Rubber on Nylon         | 550       | 04, 09, 48, 60, 57, 12             | H9NR60JB##17YY                     | H0NR60JB##17YY             |                |  |
|                |             | Dura Cushion™           | 350       | 04, 09, 63, 57, 12                 | H9BC60J+##17YY                     | H0BC60J+##17YY             | X,Z            |  |
|                |             | Eco-Rubber              | 350       |                                    | H9SN60JB5317YY                     | H0SN60JB5317YY             |                |  |
|                |             | Rubber on Aluminum      | 550       | 04, 09, 48, 60, 57, 12             | H9RA60JB##17YY                     | H0RA60JB##17YY             |                |  |
|                |             | Mold-On Rubber          | 550       | 04, 09, 48, 60, 57, 12             | H9RS60JB##17Y                      | H0RS60JB##17Y              |                |  |
|                |             | Supreme Rubber          | 660       | 04, 09, 48, 60, 57, 12             | H9RH60JS##17YY                     | H0RH60JS##17YY             |                |  |
|                |             | Blue Ergo™              | 550       |                                    | H9BL60JL6317YY                     | H0BL60JL6317YY             |                |  |
|                |             | Thermo-Pro™             | 500       | 04, 09, 60, 63, 48, 57, 12         | H9TP60J+##17YY                     | H0TP60J+##17YY             | A,I,T,X,Y,Z    |  |
|                |             | Xtreme Wheel            | 350       | 04                                 | H9LS60JA6217YY                     | H0LS60JA6217YY             |                |  |
|                |             | Polyolefin              | 660       | 04, 09, 60, 53, P3, 48, 57, 12     | H9PO60J+##17YY                     | H0PO60J+##17YY             | B,E            |  |
|                |             | Nylon                   | 660       | 04, 09, 63, 57, 12                 | H9NY60JE##17YY                     | H0NY60JE##17YY             |                |  |
|                |             | RokHard™                | 660       | 04, 09, 48, 60, 57, 12             | H9HI60JB##17YY                     | H0HI60JB##17YY             |                |  |
|                |             | MaxRok™                 | 660       | 04, 09, 63, 57, 12                 | H9MA60JB##17YY                     | H0MA60JB##17YY             |                |  |
|                |             | Phenolic                | 660       |                                    | H9PH60JB##17YY                     | H0PH60JB##17YY             |                |  |
|                |             | Straight-Sided Phenolic | 660       | 04, 09, 48, 60, 57, 12             | H9PH60TB##17YY                     | H0PH60TB##17YY             |                |  |
|                |             | Poly MaxRok™            | 660       | 04, 09, 48, 60, 57, 12             | H9MU60J+##17YY                     | H0MU60J+##17YY             | G,K            |  |
|                |             | Polyon AL™              | 660       | 04, 09, 48, 60, 57, 12             | H9PA60J+##17YY                     | H0PA60J+##17YY             | N,R            |  |
|                |             | Polyon-C                | 660       | 04, 09, 48, 60, 57, 12             | H9PR60JL##17YY                     | H0PR60JL##17YY             |                |  |
|                |             | Poly-Pro™               | 660       | 04, 09, 48, 60, 63, 57, 12         | H9PP60J+##17YY                     | H0PP60J+##17YY             | D,I,K,M,U,W    |  |
|                |             |                         | 660       |                                    | H9PP60JP4917YY                     | H0PP60JP4917YY             |                |  |
|                |             | Polymadic™              | 660       | 04, 09, 48, 60, 63, 57, 12         | H9PP60JH6317YY                     | H0PP60JH6317YY             |                |  |
|                |             |                         | 660       |                                    | H9PM60J+##17YY                     | H0PM60J+##17YY             | I,M            |  |
|                |             | Polyon™                 | 660       | 04, 09, 48, 60, 57, 12             | H9PU60JV6317YY                     | H0PU60JV6317YY             |                |  |
|                |             |                         | 660       |                                    | H9PU60J+##17YY                     | H0PU60J+##17YY             | G,V            |  |
|                |             | EnergySaver Polyon™     | 660       | 04, 09, 63, 57, 12                 | H9SW60JU##17YY                     | H0SW60JU##17YY             |                |  |
|                |             | PolyFlexon™ Cast        | 660       | 04, 09, 63, 57, 12                 | H9RP60JK##17YY                     | H0RP60JK##17YY             |                |  |
|                |             | PolyFlexon™             | 660       |                                    | H9UA60J+6417YY                     | H0UA60J+6417YY             | N,O            |  |
|                |             | D-Polyon                | 660       |                                    | H9UD60JL6417YY                     | H0UD60JL6417YY             |                |  |
|                |             | Ultraflex™              | 660       |                                    | H9UX60J+6417YY                     | H0UX60J+6417YY             | M,O            |  |
|                |             | Champion                | 660       |                                    | H9CP60JN6417YY                     | H0CP60JN6417YY             |                |  |
|                |             | DuraLastomer™           | 660       | 09, 48, 60, 57, 12                 | H9SU60JL##17YY                     | H0SU60JL##17YY             |                |  |
|                |             | Super Elastomer         | 660       |                                    | H9SX60JI6417YY                     | H0SX60JI6417YY             |                |  |
|                |             | ErgoLastomer™           | 660       | 04, 09, 48, 60, 64, 57, 12         | H9HU60JI##17YY                     | H0HU60JI##17YY             |                |  |
|                |             | Titan™ Polymer          | 660       |                                    | H9PX60JO6317YY                     | H0PX60JO6317YY             |                |  |
|                |             | Conquer™                | 660       |                                    | H9CQ60JR6417YY                     | H0CQ60JR6417YY             |                |  |
|                |             |                         | 660       |                                    | H9CQ60JL6417YY                     | H0CQ60JL6417YY             |                |  |
| 8"             | 2"          | Yoke Only               |           |                                    |                                    | H9ZZ80JZ8317YY             | H0ZZ80JZ8317YY |  |
|                |             | Neo-Energizer™          | 600       | 04, 09, 64, 57, 12                 | H9EN80JB##17YY                     | H0EN80JB##17YY             |                |  |
|                |             | Ever-Roll™              | 250       |                                    | H9ER80J+6017YY                     | H0ER80J+6017YY             | B,I            |  |
|                |             | Nomadic™                | 660       | 04, 09, 48, 60, 57, 12             | H9NM80J+##17YY                     | H0NM80J+##17YY             | A,I            |  |
|                |             | Rubber on Nylon         | 600       | 04, 09, 48, 60, 57, 12             | H9NR80JB##17YY                     | H0NR80JB##17YY             |                |  |
|                |             | Dura Cushion™           | 450       | 04, 09, 63, 57, 12                 | H9BC80J+##17YY                     | H0BC80J+##17YY             | X,Z            |  |
|                |             | Eco-Rubber              | 450       | 53, P3                             | H9SN80UC##17YY                     | H0SN80UC##17YY             |                |  |
|                |             | Rubber on Aluminum      | 600       | 04, 09, 48, 60, 57, 12             | H9RA80JB##17YY                     | H0RA80JB##17YY             |                |  |
|                |             | Mold-On Rubber          | 600       | 04, 09, 48, 60, 57, 12             | H9RS80JB##17YY                     | H0RS80JB##17YY             |                |  |
|                |             | Supreme Rubber          | 660       | 04, 09, 63, 57, 12                 | H9RH80JS##17YY                     | H0RH80JS##17YY             |                |  |
|                |             | Blue Ergo™              | 600       |                                    | H9BL80JL6317YY                     | H0BL80JL6317YY             |                |  |
|                |             | Thermo-Pro™             | 600       | 04, 09, 60, 63, 48, 57, 12         | H9TP80J+##17YY                     | H0TP80J+##17YY             | A,I,T,X,Y,Z    |  |
|                |             | Xtreme Wheel            | 400       | 05                                 | H9LS80JA6217YY                     | H0LS80JA6217YY             |                |  |
|                |             | Polyolefin              | 660       | 04, 09, 60, 53, P3, 48, 57, 90, 12 | H9PO80J+##17YY                     | H0PO80J+##17YY             | B,E            |  |
|                |             | Nylon                   | 660       | 04, 09, 63, 57, 12                 | H9NY80JE##17YY                     | H0NY80JE##17YY             |                |  |
|                |             | RokHard™                | 660       | 04, 09, 48, 60, 57, 12             | H9HI80JB##17YY                     | H0HI80JB##17YY             |                |  |
|                |             | MaxRok™                 | 660       | 04, 09, 49, 57, 12                 | H9MA80JB##17YY                     | H0MA80JB##17YY             |                |  |
|                |             | Phenolic                | 660       | 04, 09, 48, 60, 57, 12             | H9PH80JB##17YY                     | H0PH80JB##17YY             |                |  |
|                |             | Poly MaxRok™            | 660       | 04, 09, 48, 60, 57, 12             | H9MU80J+##17YY                     | H0MU80J+##17YY             | G,K            |  |
|                |             | Polyon AL™              | 660       | 04, 09, 48, 60, 57, 12             | H9PA80J+##17YY                     | H0PA80J+##17YY             | N,R            |  |
|                |             | Poly-Pro™               | 660       | 04, 09, 48, 60, 63, 57, 12         | H9PP80J+##17YY                     | H0PP80J+##17YY             | C,D,I,K,M,U,W  |  |
|                |             |                         | 660       |                                    | H9PP80JP4917YY                     | H0PP80JP4917YY             |                |  |
|                |             | Polymadic™              | 660       | 04, 09, 48, 60, 63, 57, 12         | H9PP80JH6317YY                     | H0PP80JH6317YY             |                |  |
|                |             |                         | 660       |                                    | H9PM80J+##17YY                     | H0PM80J+##17YY             | I,M            |  |
|                |             | Polyon™                 | 660       | 04, 09, 48, 60, 57, 12             | H9PU80JV6317YY                     | H0PU80JV6317YY             |                |  |
|                |             |                         | 660       |                                    | H9PU80J+##17YY                     | H0PU80J+##17YY             | G,V            |  |
|                |             | PolyFlexon™ Cast        | 660       |                                    | H9RP80JK6317YY                     | H0RP80JK6317YY             |                |  |
|                |             | PolyFlexon™             | 660       |                                    | H9UA80J+6417YY                     | H0UA80J+6417YY             | N,O            |  |
|                |             | D-Polyon                | 660       |                                    | H9UD80JL6417YY                     | H0UD80JL6417YY             |                |  |
|                |             | Ultraflex™              | 660       |                                    | H9UX80J+6417YY                     | H0UX80J+6417YY             | M,O            |  |
|                |             | Champion                | 660       |                                    | H9CP80JN6417YY                     | H0CP80JN6417YY             |                |  |
|                |             | DuraLastomer™           | 660       | 09, 48, 60, 57, 12                 | H9SU80JL##17YY                     | H0SU80JL##17YY             |                |  |
|                |             | Super Elastomer         | 660       |                                    | H9SX80JI6417YY                     | H0SX80JI6417YY             |                |  |
|                |             | ErgoLastomer™           | 660       | 04, 09, 64, 57, 12                 | H9HU80JI##17YY                     | H0HU80JI##17YY             |                |  |
|                |             | Titan™ Polymer          | 660       |                                    | H9PX80JO6317YY                     | H0PX80JO6317YY             |                |  |
|                |             | Conquer™                | 660       |                                    | H9CQ80JR6417YY                     | H0CQ80JR6417YY             |                |  |
|                |             |                         | 660       |                                    | H9CQ80JL6417YY                     | H0CQ80JL6417YY             |                |  |

The Ever-Roll is not designed to sit with a load.



# T9/79/80 - Stamp-Formed Series - 450LB

- Stamp-formed body for attractive appearance
- This series includes Total Lock, matching Swivel and Rigid
- 8" Rigid caster available with plate welded at 90° angle
- NSF listed

79PP60JK0406-0V0000

79TP80HT5106-0000Z0

80TP80HT510690

T9BL60JL6376YY

80TP80HI5306YY



T9/79/80 SERIES • CAPACITY 450

### Overall Height and Swivel Radius

| Wheel Diameter | Denotation Code | Overall Height | Swivel Radius |           |
|----------------|-----------------|----------------|---------------|-----------|
|                |                 |                | 79 series     | T9 series |
| 4"             | 40              | 5-1/4"         | 3-1/4"        | 4-5/8"    |
| 5"             | 50              | 6-1/4"         | 4"            | 4-5/8"    |
| 6"             | 60              | 7-1/2"         | 4-5/8"        | 4-5/8"    |
| 8"             | 80              | 9-1/2"         | 5-7/8"        | N/A       |

### Fastening Patterns

| Plate Code | Overall Size       | Bolt Hole Pattern                    | Mounting Bolt Size |
|------------|--------------------|--------------------------------------|--------------------|
| 06         | 2-3/8" x 3-5/8"    | 1-3/4" X 2-7/8" slotted to 3"        | 5/16"              |
| 11         | 3-1/8" x 4-1/8"    | 1-3/4" x 2-15/16" to 2-3/8" x 3-3/8" | 3/8"               |
| 17         | 4" x 4-15/32"      | 2-5/8" x 3-5/8" to 3" x 3"           | 3/8"               |
| MS         | 3-1/8" x 3-3/4"    | 1-5/8" x 3 to 2-5/16" x 3-1/8"       | 5/16"              |
| Stem Code  | Size               | Pattern                              |                    |
| 68         | 1/2" - 13 x 1-1/2" | Threaded                             |                    |
| 70         | 1/2" - 13 x 2-3/4" |                                      |                    |

### Round Expandable Adapter Stem

| Stem Code | Expandable Range | Fits Tubing I.D. |
|-----------|------------------|------------------|
| 71        | 0.720" - 0.851"  | 3/4"             |
| 72        | 0.852" - 0.927"  | 7/8"             |
| 7B        | 0.900" - 0.980"  | 15/16"           |
| 73        | 0.928" - 1.029"  | 1"               |
| 7A        | 1.020" - 1.109"  | 1-1/16"          |
| 74        | 1.110" - 1.180"  | 1-1/8"           |
| 78        | 1.178" - 1.303"  | 1-3/16"          |
| 75        | 1.360" - 1.425"  | 1-3/8"           |
| 76        | 1.426" - 1.589"  | 1-1/2"           |
| 77        | 1.790" - 1.850"  | 1-7/8"           |

### Square Expandable Adapter Stem

|    | Expandable Range | Fits Tubing I.D. |
|----|------------------|------------------|
| R1 | 0.720" - 0.851"  | 3/4"             |
| R2 | 0.852" - 0.927"  | 7/8"             |
| R3 | 0.928" - 1.029"  | 1"               |
| R4 | 1.030" - 1.140"  | 1-1/8"           |
| R5 | 1.360" - 1.425"  | 1-3/8"           |
| R6 | 1.426" - 1.589"  | 1-1/2"           |
| R7 | 1.790" - 1.850"  | 1-7/8"           |
| U2 | 0.852" - 0.927"  | 7/8"             |
| U5 | 1.360" - 1.425"  | 1-3/8"           |



| Modular Stem |   |                                 |                 |
|--------------|---|---------------------------------|-----------------|
| Stem Code    | Size  | Stem Type                       | Modular Part #  |
| ZZ           | 1/2" diameter                                       | Hollow Kingpin                  |                 |
| E1           | Additional Adjustable Height 1.750" - 2.375"        | <p>06 Plate</p>                 | 07STAE1         |
| E2           | Additional Adjustable Height 1.875" - 2.500"        |                                 | 07STAE2         |
| E3           | Additional Adjustable Height 3.500" - 4.125"        |                                 | 07STAE3         |
| E4           | Additional Adjustable Height 3.500" - 5.000"        |                                 | 07STAE4         |
| F1           | Additional Adjustable Height 1.750" - 2.375"        | <p>16 Plate</p> <p>ø5/16</p>    | 07STAF1         |
| F2           | Additional Adjustable Height 1.875" - 2.500"        |                                 | 07STAF2         |
| F3           | Additional Adjustable Height 3.500" - 4.125"        |                                 | 07STAF3         |
| F4           | Additional Adjustable Height 3.500" - 5.000"        |                                 | 07STAF4         |
| B1           | Additional Adjustable Height 1.875" - 3.000"        | To fit 1-1/2" I.D. Round Tubing | 07STGB1         |
| 92           | 5/8" x 2-3/16"                                      | Grip Ring Stem                  | 09STA92         |
| 93           | 13/16" x 2-3/16"                                    |                                 | 07STG93         |
| 48           | 0.865" x 2-1/4" dual rings                          |                                 | 07STG48         |
| 85           | 1" x 2-3/16" dual rings                             |                                 | 07STG85         |
| 82           | 1-1/8" x 2-3/16" dual rings                         |                                 | 07STG82         |
| 22           | 1-1/4" x 2-3/16" dual rings                         |                                 | 07STG22         |
| 23           | 1-3/8" x 2-3/16" dual rings                         |                                 | 07STG23         |
| O1           | 1-1/4" x 4", 7/16" dia. crx drill, 2.5" from bottom | Round                           | 07STRO1         |
| 43           | 9/16" x 2.92", 2 x 5/16" dia. crx drill             | Square Stem                     | 07STS43         |
| 51           | 3/4" x 2", 3 x 1/4" dia. crx drill                  |                                 | 07STS51         |
| 55           | 7/8" x 2", 3 x 5/16" dia. crx drill                 | Square Stem, crx. Sec. 1.087"   | 07STS55         |
| 56           | 7/8" x 2", 3 x 1/4" dia. crx drill                  | Square Stem, crx. Sec. 0.983"   | 07STS56         |
| 41           | 7/8" x 2-1/4", 5/16" dia. crx drill, with Grip Ring | Square Stem                     | 07STO41         |
| Q1           | 1" x 4"   |                                 | 07STSQ1         |
| 33           | 7/16" - 14 x 1-1/2"                                 | Threaded                        | 07STT33         |
| 79           | 7/16" -14 x 2-1/4"                                  |                                 | 07STT79         |
| C8           | 1/2" - 13 x 3-1/8"                                  |                                 | 07STTC8         |
| C1           | 1/2" - 13 x 4"                                      |                                 | 07STTC1         |
| 80           | 5/8" - 11 x 1"                                      |                                 | 07STT80         |
| 81           | 5/8" - 11 x 1-3/4"                                  |                                 | 07STT81         |
| C2           | 5/8" - 11 x 4"                                      |                                 | 07STTC2         |
| 87           | 3/4" - 10 x 1-3/4"                                  |                                 | 07STT87         |
| 84           | 3/4" - 10 x 4"                                      |                                 | 07STT84         |
| C3           | 3/4" - 10 x 6"                                      |                                 | 07STTC3         |
| S5           | 3/4" - 10 x 10                                      |                                 | 07STTS5         |
| M1           | M10 - 1.5 x 1-1/2"                                  |                                 | Metric Threaded |
| M3           | M12-1.75 x 1-3/4"                                   | 07STTM12-134                    |                 |
| M6           | M16 - 2 x 1-1/2"                                    | 07STTM16-112                    |                 |
| M7           | M20 - 2.5 x 1-3/4"                                  | 07STTM20-134                    |                 |



T9/T91/80 SERIES • CAPACITY 450

| Wheel Diameter        | Tread Width | Wheel Type              | Load Cap. | Available Bearing Options | Replace + with desired wheel color    |                |                | +Color         |                |
|-----------------------|-------------|-------------------------|-----------|---------------------------|---------------------------------------|----------------|----------------|----------------|----------------|
|                       |             |                         |           |                           | Replace ## with desired wheel bearing |                |                |                |                |
|                       |             |                         |           |                           | #T9 Series                            | #79            | #80            |                |                |
| 4"                    | 1-1/2"      | Yoke Only               |           |                           |                                       |                | 79ZZ40HZ82**YY | 80ZZ40HZ82**YY |                |
|                       |             | Mold-On Rubber          | 350       | 03,6M,57,12               |                                       | 79RS40HB##**YY | 80RS40HB##**YY |                |                |
|                       |             | Thermo-Pro™             | 281       | 03,6M,57,12               |                                       | 79TP40HI##**YY | 80TP40HI##**YY |                |                |
|                       |             | Polyolefin              | 400       | 03,6M,57,12               |                                       | 79PO40HB##**YY | 80PO40HB##**YY |                |                |
|                       |             | Phenolic                | 450       | 03,6M,57,12               |                                       | 79PH40HB##**YY | 80PH40HB##**YY |                |                |
|                       |             | High-Temp Phenolic      | 400       | 03                        |                                       | 79HT40HQ##**YY | 80HT40HQ##**YY |                |                |
|                       |             | Sterollizer™            | 350       |                           |                                       | 79BF40HC61**YY | 80BF40HC61**YY |                |                |
|                       |             |                         |           |                           |                                       | 79SL40HC61**YY | 80SL40HC61**YY |                |                |
|                       |             | Polyon AL™              | 450       | 03,6M,57,12               |                                       | 79PA40H+##**YY | 80PA40H+##**YY | N,R            |                |
|                       |             | Poly-Pro™               | 400       | 03,6M,57,12               |                                       | 79PP40H+##**YY | 80PP40H+##**YY | D,K,U          |                |
|                       |             | Polyon™                 | 450       | 03,6M,57,12               |                                       | 79PU40H+##**YY | 80PU40H+##**YY | G,V            |                |
|                       |             | EnergySaver Polyon™     | 450       |                           |                                       | 79SW40HU03**YY | 80SW40HU03**YY |                |                |
|                       |             | BrimStone™              | 450       | 03,90                     |                                       | 79GN40H+##**YY | 80GN40H+##**YY | B,Q            |                |
|                       |             | Epoxy                   | 450       |                           |                                       | 79OV40H+90**YY | 80OV40H+90**YY | G,Q            |                |
|                       |             | 4"                      | 1-13/16"  | Solid Steel V-Groove      | 450                                   |                |                | 79SV40IT14**YY | 80SV40IT14**YY |
| 4"                    | 2"          | Yoke Only               |           |                           |                                       | T9ZZ40JZ83**YY | 79ZZ40JZ83**YY | 80ZZ40JZ83**YY |                |
|                       |             | Neo-Energizer™          | 450       | 04,09,60,48,57,12         |                                       | T9EN40JB##**YY | 79EN40JB##**YY | 80EN40JB##**YY |                |
|                       |             | Nomadic™                | 400       | 04,09,60,48,57,12         |                                       | T9NM40J+##**YY | 79NM40J+##**YY | 80NM40J+##**YY | A,I            |
|                       |             | Rubber on Nylon         | 400       | 04,09,60,48,57,12         |                                       | T9NR40JB##**YY | 79NR40JB##**YY | 80NR40JB##**YY |                |
|                       |             | Rubber on Aluminum      | 400       | 04,09,60,48,57,12         |                                       | T9RA40JB##**YY | 79RA40JB##**YY | 80RA40JB##**YY |                |
|                       |             | Low Profile Rubber      | 300       | 04,09,60,48,57,12         |                                       | T9LP40JB##**YY | 79LP40JB##**YY | 80LP40JB##**YY |                |
|                       |             | Mold-On Rubber          | 400       | 04,09,60,48,57,12         |                                       | T9RS40JB##**YY | 79RS40JB##**YY | 80RS40JB##**YY |                |
|                       |             | Blue Ergo™              | 400       |                           |                                       | T9BL40JL63**YY | 79BL40JL63**YY | 80BL40JL63**YY |                |
|                       |             | Thermo-Pro™             | 300       | 04,09,60,63,48,57,12      |                                       | T9TP40J+##**YY | 79TP40J+##**YY | 80TP40J+##**YY | A,I,T,Y        |
|                       |             | Xtreme Wheel            | 200       | 02                        |                                       | T9LS40JA62**YY | 79LS40JA62**YY | 80LS40JA62**YY |                |
|                       |             | Polyolefin              | 450       | 04,09,60,63,48,57,12      |                                       | T9PO40J+##**YY | 79PO40J+##**YY | 80PO40J+##**YY | B,E            |
|                       |             | Nylon                   | 450       | 04,09,60,48,57,12         |                                       | T9NY40JE##**YY | 79NY40JE##**YY | 80NY40JE##**YY |                |
|                       |             | Ironman™                | 450       | 04,09,60,48,65,73,12      |                                       | T9NX40JB##**YY | 79NX40JB##**YY | 80NX40JB##**YY |                |
|                       |             | RokHard™                | 450       | 04,09,62,57,12            |                                       | T9HI40JB##**YY | 79HI40JB##**YY | 80HI40JB##**YY |                |
|                       |             | BrimStone™              | 450       | 04,09,90                  |                                       | T9GN40J+##**YY | 79GN40J+##**YY | 80GN40J+##**YY | B,Q            |
|                       |             | Epoxy                   | 450       | 04,09,90                  |                                       | T9OV40JQ##**YY | 79OV40JQ##**YY | 80OV40JQ##**YY |                |
|                       |             | MaxRok™                 | 450       | 04,09,49,57,12            |                                       | T9MA40JB##**YY | 79MA40JB##**YY | 80MA40JB##**YY |                |
|                       |             | Phenolic                | 450       | 04,09,60,48,57,12         |                                       | T9PH40JB##**YY | 79PH40JB##**YY | 80PH40JB##**YY |                |
|                       |             | Phenolic Straight Sided | 450       | 04,09,60,57,12            |                                       | T9PH40TB##**YY | 79PH40TB##**YY | 80PH40TB##**YY |                |
|                       |             | High-Temp Phenolic      | 450       | 04,09,90                  |                                       | T9HT40JQ##**YY | 79HT40JQ##**YY | 80HT40JQ##**YY |                |
|                       |             | Polyon MaxRok™          | 450       | 04,09,60,48,57,12         |                                       | T9MU40J+##**YY | 79MU40J+##**YY | 80MU40J+##**YY | G,K            |
|                       |             | Polyon AL™              | 450       | 04,09,60,48,57,12         |                                       | T9PA40J+##**YY | 79PA40J+##**YY | 80PA40J+##**YY | N,R            |
|                       |             | DW-Black                | 450       |                           |                                       | T9DW40JLT3**YY | 79DW40JLT3**YY | 80DW40JLT3**YY |                |
|                       |             | DW-Red                  | 450       |                           |                                       | T9DW40JRT3**YY | 79DW40JRT3**YY | 80DW40JRT3**YY |                |
|                       |             | DW-Blue                 | 450       |                           |                                       | T9DW40JBT3**YY | 79DW40JBT3**YY | 80DW40JBT3**YY |                |
|                       |             | DW-Gray                 | 450       |                           |                                       | T9DW40JGT3**YY | 79DW40JGT3**YY | 80DW40JGT3**YY |                |
|                       |             | Poly-Pro™               | 450       | 04,09,60,62,48,57,12      |                                       | T9PP40J+##**YY | 79PP40J+##**YY | 80PP40J+##**YY | D,K,M,U,W      |
|                       |             |                         | 450       |                           |                                       | T9PP40JP49**YY | 79PP40JP49**YY | 80PP40JP49**YY |                |
|                       |             | Polymadic™              | 450       | 04,09,60,49,48,57,12      |                                       | T9PM40J+##**YY | 79PM40J+##**YY | 80PM40J+##**YY | I,M            |
|                       |             | Polyon™                 | 450       |                           |                                       | T9PU40JV63**YY | 79PU40JV63**YY | 80PU40JV63**YY |                |
|                       |             |                         | 450       | 04,09,60,48,57,12         |                                       | T9PU40J+##**YY | 79PU40J+##**YY | 80PU40J+##**YY | G,V            |
|                       |             | EnergySaver Polyon™     | 450       | 04,09,60,48,57,12         |                                       | T9SW40JU##**YY | 79SW40JU##**YY | 80SW40JU##**YY |                |
|                       |             | PolyFlexon™ Cast        | 450       | 04,09,60,48,57,12         |                                       | T9RP40JK##**YY | 79RP40JK##**YY | 80RP40JK##**YY |                |
|                       |             | PolyFlexon™             | 450       |                           |                                       | T9UA40JO64**YY | 79UA40JO64**YY | 80UA40JO64**YY |                |
|                       |             | Ultraflex™              | 450       |                           |                                       | T9UX40JO63**YY | 79UX40JO63**YY | 80UX40JO63**YY |                |
|                       |             | DuraLastomer™           | 450       | 09,60,48,57,12            |                                       | T9SU40JL##**YY | 79SU40JL##**YY | 80SU40JL##**YY |                |
|                       |             | Super Elastomer         | 450       |                           |                                       | T9SX40JI64**YY | 79SX40JI64**YY | 80SX40JI64**YY |                |
|                       |             | ErgoLastomer™           | 450       | 04,09,64,57,12            |                                       | T9HU40JI##**YY | 79HU40JI##**YY | 80HU40JI##**YY |                |
|                       |             | Ironman™ V-Groove       | 450       |                           |                                       | T9NV40JT4P**YY | 79NV40JT4P**YY | 80NV40JT4P**YY |                |
|                       |             | MaxRok™ V-Groove        | 450       | 04,09,60,48,57,12         |                                       | T9MV40JT##**YY | 79MV40JT##**YY | 80MV40JT##**YY |                |
| Iron V-Groove         | 450         | 04,09,60,48,57,12       |           | T9VG40JT##**YY            | 79VG40JT##**YY                        | 80VG40JT##**YY |                |                |                |
| Conductive Ultraflex™ | 450         |                         |           | T9CX40JL63**YY            | 79CX40JL63**YY                        | 80CX40JL63**YY |                |                |                |



| Wheel Diameter        | Tread Width | Wheel Type          | Load Cap.       | Available Bearing Options | Replace + with desired wheel color    |                 |                 | +Color        |
|-----------------------|-------------|---------------------|-----------------|---------------------------|---------------------------------------|-----------------|-----------------|---------------|
|                       |             |                     |                 |                           | Replace ## with desired wheel bearing |                 |                 |               |
|                       |             |                     |                 |                           | #T9 Series                            | #79             | #80             |               |
| 5"                    | 1-1/2"      | Yoke Only           |                 |                           |                                       | 79ZZ50HZ82**YY  | 80ZZ50HZ82**YY  |               |
|                       |             | Mold-On Rubber      | 350             | 03,6M,57,12               |                                       | 79RS50HB###**YY | 80RS50HB###**YY |               |
|                       |             | Thermo-Pro™         | 300             | 03,6M,57,12               |                                       | 79TP50HI###**YY | 80TP50HI###**YY |               |
|                       |             | Polyolefin          | 450             | 03,6M,57,90,12            |                                       | 79PO50HB###**YY | 80PO50HB###**YY |               |
|                       |             | Phenolic            | 450             | 03,6M,57,90,12            |                                       | 79PH50HB###**YY | 80PH50HB###**YY |               |
|                       |             | Polyon AL™          | 450             | 03,6M,57,12               |                                       | 79PA50H+###**YY | 80PA50H+###**YY | N,R           |
|                       |             | Poly-Pro™           | 450             | 03,6M,57,12               |                                       | 79PP50H+###**YY | 80PP50H+###**YY | D,K,S,U       |
|                       |             | Polyon™             | 450             | 03, 6M, 57, 12            |                                       | 79PU50H+###**YY | 80PU50H+###**YY | G,V           |
|                       |             | EnergySaver Polyon™ | 450             | 03, 6M, 57, 12            |                                       | 79SW50HU###**YY | 80SW50HU###**YY |               |
|                       |             | BrimStone™          | 450             | 03,90                     |                                       | 79GN50HQ###**YY | 80GN50HQ###**YY |               |
| 5"                    | 2"          | Yoke Only           |                 |                           | T9ZZ50JZ83**YY                        | 79ZZ50JZ83**YY  | 80ZZ50JZ83**YY  |               |
|                       |             | Neo-Energizer™      | 450             | 04,09,60,48,57,12         | T9EN50JB###**YY                       | 79EN50JB###**YY | 80EN50JB###**YY |               |
|                       |             | Nomadic™            | 450             | 04,09,60,48,57,12         | T9NM50J+###**YY                       | 79NM50J+###**YY | 80NM50J+###**YY | A,I           |
|                       |             | Rubber on Nylon     | 450             | 04,09,60,48,57,12         | T9NR50JB###**YY                       | 79NR50JB###**YY | 80NR50JB###**YY |               |
|                       |             | Rubber on Aluminum  | 450             | 04,09,60,48,57,12         | T9RA50JB###**YY                       | 79RA50JB###**YY | 80RA50JB###**YY |               |
|                       |             | Mold-On Rubber      | 400             | 04,09,60,48,57,12         | T9RS50JB###**YY                       | 79RS50JB###**YY | 80RS50JB###**YY |               |
|                       |             | Blue Ergo™          | 400             |                           | T9BL50JL63**YY                        | 79BL50JL63**YY  | 80BL50JL63**YY  |               |
|                       |             | CushEndure™         | 400             |                           | T9GR50JB19**YY                        | 79GR50JB19**YY  | 80GR50JB19**YY  |               |
|                       |             | Thermo-Pro™         | 350             | 04,09,60,48,57,12         | T9TP50J+###**YY                       | 79TP50J+###**YY | 80TP50J+###**YY | A,I,T,X,Y,Z   |
|                       |             | Xtreme Wheel        | 250             | 03                        | T9LS50JA62**YY                        | 79LS50JA62**YY  | 80LS50JA62**YY  |               |
|                       |             | Polyolefin          | 450             | 04,09,60,48,57,12         | T9PO50J+###**YY                       | 79PO50J+###**YY | 80PO50J+###**YY | B,E           |
|                       |             | Nylon               | 450             | 04,09,60,48,57,12         | T9NY50JE###**YY                       | 79NY50JE###**YY | 80NY50JE###**YY |               |
|                       |             | Ironman             | 450             | 65,73                     | T9NX50J+###**YY                       | 79NX50J+###**YY | 80NX50J+###**YY | B,I           |
|                       |             | RokHard™            | 450             | 04,09,62,57,12            | T9HI50JB###**YY                       | 79HI50JB###**YY | 80HI50JB###**YY |               |
|                       |             | BrimStone™          | 450             | 04,09,90                  | T9GN50J+###**YY                       | 79GN50J+###**YY | 80GN50J+###**YY | B,Q           |
|                       |             | Epoxy               | 450             | 04,09,90                  | T9OV50JQ###**YY                       | 79OV50JQ###**YY | 80OV50JQ###**YY |               |
|                       |             | MaxRok™             | 450             | 04,09,63,49,57,12         | T9MA50JB###**YY                       | 79MA50JB###**YY | 80MA50JB###**YY |               |
|                       |             | Phenolic            | 450             | 04,09,60,48,57,12         | T9PH50JB###**YY                       | 79PH50JB###**YY | 80PH50JB###**YY |               |
|                       |             | High-Temp Phenolic  | 450             | 04,09,90                  | T9HT50JQ###**YY                       | 79HT50JQ###**YY | 80HT50JQ###**YY |               |
|                       |             | Sterollizer™        | 450             |                           | T9SL50JCB8**YY                        | 79SL50JCB8**YY  | 80SL50JCB8**YY  |               |
|                       |             | Polyon MaxRok™      | 450             | 04,09,60,63,48,57,12      | T9MU50J+###**YY                       | 79MU50J+###**YY | 80MU50J+###**YY | G,K           |
|                       |             | Polyon AL™          | 450             | 04,09,60,48,57,12         | T9PA50J+###**YY                       | 79PA50J+###**YY | 80PA50J+###**YY | N,R           |
|                       |             | Polyon - C          | 450             | 04,09,60,48,57,12         | T9PR50JL###**YY                       | 79PR50JL###**YY | 80PR50JL###**YY |               |
|                       |             | DW-Black            | 450             |                           | T9DW50JLT3**YY                        | 79DW50JLT3**YY  | 80DW50JLT3**YY  |               |
|                       |             | DW-Red              | 450             |                           | T9DW50JRT3**YY                        | 79DW50JRT3**YY  | 80DW50JRT3**YY  |               |
|                       |             | DW-Blue             | 450             |                           | T9DW50JBT3**YY                        | 79DW50JBT3**YY  | 80DW50JBT3**YY  |               |
|                       |             | DW-Gray             | 450             |                           | T9DW50JGT3**YY                        | 79DW50JGT3**YY  | 80DW50JGT3**YY  |               |
|                       |             | Poly-Pro™           | 450             | 04,09,48,60,63,57,12      | T9PP50J+###**YY                       | 79PP50J+###**YY | 80PP50J+###**YY | B,C,D,K,U,M,W |
|                       |             |                     | 450             |                           | T9PP50JP49**YY                        | 79PP50JP49**YY  | 80PP50JP49**YY  |               |
|                       |             |                     |                 |                           | T9PP50JH63**YY                        | 79PP50JH63**YY  | 80PP50JH63**YY  |               |
|                       |             | Polymadic™          | 450             | 04,09,48,60,63,57,12      | T9PM50J+###**YY                       | 79PM50J+###**YY | 80PM50J+###**YY | I,M           |
|                       |             | Polyon™             | 450             |                           | T9PU50JV63**YY                        | 79PU50JV63**YY  | 80PU50JV63**YY  |               |
|                       |             |                     | 450             | 04,09,60,48,57,12         | T9PU50J+###**YY                       | 79PU50J+###**YY | 80PU50J+###**YY | G,V           |
|                       |             | EnergySaver Polyon™ | 450             | 04,09,60,48,57,12         | T9SW50JU###**YY                       | 79SW50JU###**YY | 80SW50JU###**YY |               |
|                       |             | PolyFlexon™ Cast    | 450             | 04,09,60,48,57,12         | T9RP50JK###**YY                       | 79RP50JK###**YY | 80RP50JK###**YY |               |
|                       |             | PolyFlexon™         | 450             |                           | T9UA50JO64**YY                        | 79UA50JO64**YY  | 80UA50JO64**YY  |               |
|                       |             | Ultraflex™          | 450             |                           | T9UX50JO64**YY                        | 79UX50JO64**YY  | 80UX50JO64**YY  |               |
|                       |             | D-Polyon            | 450             |                           | T9UD50JL64**YY                        | 79UD50JL64**YY  | 80UD50JL64**YY  |               |
|                       |             | DuraLastomer™       | 450             | 09,60,48,57,12            | T9SU50JL###**YY                       | 79SU50JL###**YY | 80SU50JL###**YY |               |
|                       |             | Super Elastomer     | 450             | 04,09,64,57,12            | T9SX50JI###**YY                       | 79SX50JI###**YY | 80SX50JI###**YY |               |
| ErgoLastomer™         | 450         | 04,09,64,57,12      | T9HU50JI###**YY | 79HU50JI###**YY           | 80HU50JI###**YY                       |                 |                 |               |
| Conductive Nylon      | 450         | 04,09,60,48,57,12   | T9CY50JH###**YY | 79CY50JH###**YY           | 80CY50JH###**YY                       |                 |                 |               |
| Conductive Ultraflex™ | 450         |                     | T9CX50JL64**YY  | 79CX50JL64**YY            | 80CX50JL64**YY                        |                 |                 |               |



T9/T91/80 SERIES • CAPACITY 450

| Wheel Dia.            | Tread Width | Wheel Type              | Load Cap.      | Available Bearing Options | Replace + with a desired wheel color  |                |                | +Color         |
|-----------------------|-------------|-------------------------|----------------|---------------------------|---------------------------------------|----------------|----------------|----------------|
|                       |             |                         |                |                           | Replace ## with desired wheel bearing |                |                |                |
|                       |             |                         |                |                           | #T9 Series                            | #79            | #80            |                |
| 6"                    | 1-1/2"      | Yoke Only               |                |                           |                                       | 79ZZ60HZ83**YY | 80ZZ60HZ83**YY |                |
|                       |             | Mold-On Rubber          | 450            | 03,6M,57,12               |                                       | 79RS60HB##**YY | 80RS60HB##**YY |                |
|                       |             | Thermo-Pro™             | 375            | 03,6M,57,12               |                                       | 79TP60HI##**YY | 80TP60HI##**YY |                |
|                       |             | Polyolefin              | 400            | 03,6M,57,12               |                                       | 79PO60H+##**YY | 80PO60H+##**YY | B,E            |
|                       |             | Phenolic                | 450            | 03,6M,57,12               |                                       | 79PH60HB##**YY | 80PH60HB##**YY |                |
|                       |             | Polyon AL™              | 450            | 03,6M                     |                                       | 79PA60H+##**YY | 80PA60H+##**YY | N,R            |
|                       |             | Poly-Pro™               | 450            | 03,6M,57,12               |                                       | 79PP60H+##**YY | 80PP60H+##**YY | K,T,U          |
|                       |             | Polyon™                 | 450            | 03,6M,57,12               |                                       | 79PU60H+##**YY | 80PU60H+##**YY | G,V            |
|                       |             | EnergySaver Polyon™     | 450            | 03,6M,57,12               |                                       | 79SW60HU##**YY | 80SW60HU##**YY |                |
| 6"                    | 2"          | Yoke Only               |                |                           | T9ZZ60JZ83**YY                        | 79ZZ60JZ83**YY | 80ZZ60JZ83**YY |                |
|                       |             | Neo-Energizer™          | 450            | 04, 09,64, 57, 12         | T9EN60JB##**YY                        | 79EN60JB##**YY | 80EN60JB##**YY |                |
|                       |             | Pneumatic               | 200            |                           | T9FP60JB60**YY                        | 79FP60JB60**YY | 80FP60JB60**YY |                |
|                       |             | Foam Filled             | 200            |                           | T9FF60JB60**YY                        | 79FF60JB60**YY | 80FF60JB60**YY |                |
|                       |             | Ever-Roll™              | 200            |                           | T9ER60J+60**YY                        | 79ER60J+60**YY | 80ER60J+60**YY | B,I            |
|                       |             | Nomadic™                | 450            | 04,09,48,60,57,12         | T9NM60JB##**YY                        | 79NM60JB##**YY | 80NM60JB##**YY | A,I            |
|                       |             | Rubber on Nylon         | 450            | 04,09,48,60,57,12         | T9NR60JB##**YY                        | 79NR60JB##**YY | 80NR60JB##**YY |                |
|                       |             | Dura Cushion™           | 350            | 04,09,63,57,12            | T9BC60J+##**YY                        | 79BC60J+##**YY | 80BC60J+##**YY | X,Z            |
|                       |             | Eco-Rubber              | 350            |                           | T9SN60JB53**YY                        | 79SN60JB53**YY | 80SN60JB53**YY |                |
|                       |             | Rubber on Aluminum      | 450            | 04,09,48,60,57,12         | T9RA60JB##**YY                        | 79RA60JB##**YY | 80RA60JB##**YY |                |
|                       |             | Mold-On Rubber          | 450            | 04,09,48,60,57,12         | T9RS60JB##**YY                        | 79RS60JB##**YY | 80RS60JB##**YY |                |
|                       |             | Supreme Rubber          | 450            | 04,09,48,60,57,12         | T9RH60JS##**YY                        | 79RH60JS##**YY | 80RH60JS##**YY |                |
|                       |             | Blue Ergo™              | 450            |                           | T9BL60JL63**YY                        | 79BL60JL63**YY | 80BL60JL63**YY |                |
|                       |             | Thermo-Pro™             | 450            | 04,09,60,63,48,57,12      | T9TP60J+##**YY                        | 79TP60J+##**YY | 80TP60J+##**YY | A,I,T,X,Y,Z    |
|                       |             | Xtreme Wheel            | 350            | 04                        | T9LS60JA62**YY                        | 79LS60JA62**YY | 80LS60JA62**YY |                |
|                       |             | Polyolefin              | 450            | 04,09,60,53,P3,48,57,12   | T9PO60J+##**YY                        | 79PO60J+##**YY | 80PO60J+##**YY | B,E            |
|                       |             | Nylon                   | 450            | 04,09,63,57,12            | T9NY60JE##**YY                        | 79NY60JE##**YY | 80NY60JE##**YY |                |
|                       |             | Ironman                 | 450            | 65, 73                    | T9NX60JB##**YY                        | 79NX60JB##**YY | 80NX60JB##**YY |                |
|                       |             | RokHard™                | 450            | 04,09,48,60,57,12         | T9HI60JB##**YY                        | 79HI60JB##**YY | 80HI60JB##**YY |                |
|                       |             | BrimStone™              | 450            | 04,09,60,90               | T9GN60J+##**YY                        | 79GN60J+##**YY | 80GN60J+##**YY | B,Q            |
|                       |             | Epoxy                   | 450            | 04,09,90                  | T9OV60JQ##**YY                        | 79OV60JQ##**YY | 80OV60JQ##**YY |                |
|                       |             | MaxRok™                 | 450            | 04,09,63,57,12            | T9MA60JB##**YY                        | 79MA60JB##**YY | 80MA60JB##**YY |                |
|                       |             | Phenolic                | 450            | 04,09,48,60,57,12         | T9PH60JB##**YY                        | 79PH60JB##**YY | 80PH60JB##**YY |                |
|                       |             | Straight-Sided Phenolic | 450            |                           | T9PH60TB##**YY                        | 79PH60TB##**YY | 80PH60TB##**YY |                |
|                       |             | High-Temp Phenolic      | 450            | 04,09,90                  | T9HT60JQ##**YY                        | 79HT60JQ##**YY | 80HT60JQ##**YY |                |
|                       |             | Poly MaxRok™            | 450            | 04,09,48,60,57,12         | T9MU60J+##**YY                        | 79MU60J+##**YY | 80MU60J+##**YY | G,K            |
|                       |             | Polyon AL™              | 450            | 04,09,48,60,57,12         | T9PA60J+##**YY                        | 79PA60J+##**YY | 80PA60J+##**YY | N,R            |
|                       |             | Polyon-C                | 450            | 04,09,48,60,57,12         | T9PR60JL##**YY                        | 79PR60JL##**YY | 80PR60JL##**YY |                |
|                       |             | DW-Black                | 450            |                           | T9DW60JLT3**YY                        | 79DW60JLT3**YY | 80DW60JLT3**YY |                |
|                       |             | DW-Red                  | 450            |                           | T9DW60JRT3**YY                        | 79DW60JRT3**YY | 80DW60JRT3**YY |                |
|                       |             | DW-Blue                 | 450            |                           | T9DW60JBT3**YY                        | 79DW60JBT3**YY | 80DW60JBT3**YY |                |
|                       |             | DW-Gray                 | 450            |                           | T9DW60JGT3**YY                        | 79DW60JGT3**YY | 80DW60JGT3**YY |                |
|                       |             | DW-CROWN-Red            | 1300           |                           | T9DW60XRT3**YY                        | 79DW60XRT3**YY | 80DW60XRT3**YY |                |
|                       |             | DW-CROWN-Blue           | 1300           |                           | T9DW60XLT3**YY                        | 79DW60XLT3**YY | 80DW60XLT3**YY |                |
|                       |             | Poly-Pro™               | 450            |                           | 04,09,48,60,63,57,12                  | T9PP60J+##**YY | 79PP60J+##**YY | 80PP60J+##**YY |
|                       |             |                         | 450            |                           | T9PP60JP49**YY                        | 79PP60JP49**YY | 80PP60JP49**YY |                |
|                       |             |                         |                |                           | T9PP60JH63**YY                        | 79PP60JH63**YY | 80PP60JH63**YY |                |
|                       |             | Polymadic™              | 450            | 04,09,48,60,63,57,12      | T9PM60J+##**YY                        | 79PM60J+##**YY | 80PM60J+##**YY | I,M            |
|                       |             | Polyon™                 | 450            | 04,09,48,60,57,12         | T9PU60JV63**YY                        | 79PU60JV63**YY | 80PU60JV63**YY |                |
|                       |             |                         |                |                           | T9PU60J+##**YY                        | 79PU60J+##**YY | 80PU60J+##**YY | G,V            |
|                       |             | EnergySaver Polyon™     | 450            | 04,09,63,57,12            | T9SW60JU##**YY                        | 79SW60JU##**YY | 80SW60JU##**YY |                |
|                       |             | PolyFlexon™ Cast        | 450            | 04,09,63,57,12            | T9RP60JK##**YY                        | 79RP60JK##**YY | 80RP60JK##**YY |                |
| PolyFlexon™           | 450         |                         | T9UA60J+64**YY | 79UA60J+64**YY            | 80UA60J+64**YY                        | N,O            |                |                |
| D-Polyon              | 450         |                         | T9UD60JL64**YY | 79UD60JL64**YY            | 80UD60JL64**YY                        |                |                |                |
| Ultraflex™            | 450         |                         | T9UX60J+64**YY | 79UX60J+64**YY            | 80UX60J+64**YY                        | M,O            |                |                |
| Champion              | 450         |                         | T9CP60JN64**YY | 79CP60JN64**YY            | 80CP60JN64**YY                        |                |                |                |
| DuraLastomer™         | 450         | 09,48,60,57,12          | T9SU60JL##**YY | 79SU60JL##**YY            | 80SU60JL##**YY                        |                |                |                |
| Super Elastomer       | 450         |                         | T9SX60JI64**YY | 79SX60JI64**YY            | 80SX60JI64**YY                        |                |                |                |
| ErgoLastomer™         | 450         | 04,09,48,60,64,57,12    | T9HU60JI##**YY | 79HU60JI##**YY            | 80HU60JI##**YY                        |                |                |                |
| Titan™ Ploymer        | 450         |                         | T9PX60JO63**YY | 79PX60JO63**YY            | 80PX60JO63**YY                        |                |                |                |
| Conductive Nylon      | 450         |                         | T9CY60JI62**YY | 79CY60JI62**YY            | 80CY60JI62**YY                        |                |                |                |
| Conductive Ultraflex™ | 450         |                         | T9CX60JL64**YY | 79CX60JL64**YY            | 80CX60JL64**YY                        |                |                |                |
| 8"                    | 1-1/2"      | Yoke Only               |                |                           |                                       | 79ZZ80HZ8306YY | 80ZZ80HZ8306YY |                |
|                       |             | Thermo-Pro™             | 400            |                           |                                       | 79TP80H+5306YY | 80TP80H+5306YY | I,T            |
|                       |             | Poly-Pro™               | 400            |                           |                                       | 79PP80H+5306YY | 80PP80H+5306YY | I,T            |
|                       |             | Rubber on Aluminum      | 400            |                           |                                       | 79RA80PB5306YY | 80RA80PB5306YY |                |
| 8"                    | 1-1/2"      | Yoke Only               |                |                           |                                       |                | 80ZZ80HZ800690 |                |
|                       |             | Thermo-Pro™             | 400            |                           |                                       |                | 80TP80H+530690 | I,T            |
|                       |             | Poly-Pro™               | 400            |                           |                                       |                | 80PP80H+530690 | I,T            |
|                       |             | Rubber on Aluminum      | 400            |                           |                                       |                | 80RA80PB530690 |                |

\*The Ever-Roll is not designed to sit with load.

# RX/RL/RR Medium Heavy-Duty CASTER - 1300LB

- Sealed upper raceway with covered lower raceway for RX, Sealed upper raceway for RL
- RL Total lock, Locking wheel and swivel simultaneously
- Grease fitting in raceway and axle for maintenance
- Bright Zinc finish, Color Coating is available
- Double ball raceways with 3/4" kingbolt
- Features wheels with 2" tread widths
- Hardened swivel raceways
- RX Swivel
- RR Rigid
- NSF Listed

RX/RL/RR SERIES • CAPACITY 1300

RLEN60JB6417YY



RLSX60JI6417GY



RXUX60JO6417YY



RXBL60JL6317YY



| FASTENING PATTERNS               |                |                            |              |                    |
|----------------------------------|----------------|----------------------------|--------------|--------------------|
| Plate Code                       | Overall Size   | Bolt Hole Pattern          |              | Mounting Bolt Size |
| 17                               | 4" x 4-1/2"    | 2-5/8" x 3-5/8" to 3" x 3" |              | 3/8"               |
| P3                               | 140mm x 110mm  | 105mm x 75mm to 80mm       |              | 11mm               |
| Stem Code                        |                | Size                       | Stem type    |                    |
| 2G                               |                | 1.5-6 x 4                  | Threaded     |                    |
| 3G                               |                | 1.5-6 x 6                  | Threaded     |                    |
| OVERALL HEIGHT AND SWIVEL RADIUS |                |                            |              |                    |
| Wheel Diameter                   | Overall Height | Denotation Code            | S. Radius RX | S. Radius RL       |
| 3"                               | 4-3/4"         | 30                         | 3-1/4"       | 3-1/4"             |
| 4"                               | 5-5/8 "        | 40                         | 3-11/16"     | 3-11/16"           |
| 5"                               | 6-11/16"       | 50                         | 4-5/16"      | 4-5/16"            |
| 6"                               | 7-23/32"       | 60                         | 4-5/8"       | 4-5/8"             |
| 8"                               | 9-3/4"         | 80                         | 5-3/4"       | 5-3/4"             |





RX/RL/RR SERIES • CAPACITY 1300

| Wheel Diameter | Tread Width | Wheel Type              | Load Cap. | Available Bearing Options | Replace + with desired Wheel Color        |                |                 | +Color    |
|----------------|-------------|-------------------------|-----------|---------------------------|---|----------------|-----------------|-----------|
|                |             |                         |           |                           | Replace ## with desired Wheel Bearing     |                |                 |           |
|                |             |                         |           |                           | Replace ** with desired Fastening Pattern |                |                 |           |
|                |             |                         |           |                           | RX(Swivel)                                | RL(Total Lock) | RR(Rigid)       |           |
| 3"             | 1-15/16"    | Yoke Only               |           |                           | RXZZ30IZ8317YY                            | RLZZ30IZ8317YY | RRZZ30IZ8317YY  |           |
|                |             | MaxRok™                 | 900       |                           | RXMA30IB0817YY                            | RLMA30IB0817YY | RRMA30IB0817YY  |           |
|                |             | Polygon™                | 900       |                           | RXPU30IB0817YY                            | RLPU30IB0817YY | RRPU30IB0817YY  |           |
|                |             | Phenolic                | 1000      |                           | RXPH30IB0817YY                            | RLPH30IB0817YY | RRPH30IB0817YY  |           |
|                | 1-7/8"      | Ultraflex™              | 500       |                           | RXUX30IO6317YY                            | RLUX30IO6317YY | RRUX30IO6317YY  |           |
| 4"             | 2"          | Yoke Only               |           |                           | RXZZ40JZ83**YY                            | RLZZ40JZ8317YY | RRZZ40JZ83**YY  |           |
|                |             | Neo-Energizer™          | 500       | 04,09,60,48,57,12         | RXEN40JB###**YY                           | RLEN40JB##17YY | RREN40JB###**YY | A,I       |
|                |             | Nomadic™                | 400       | 04,09,60,48,57,12         | RXNM40J+###**YY                           | RLNM40J+##17YY | RRNM40J+###**YY |           |
|                |             | Rubber on Nylon         | 400       | 04,09,60,48,57,12         | RXNR40JB###**YY                           | RLNR40JB##17YY | RRNR40JB###**YY |           |
|                |             | Rubber on Aluminum      | 400       | 04,09,60,48,57,12         | RXRA40JB###**YY                           | RLRA40JB##17YY | RRRA40JB###**YY |           |
|                |             | Low Profile Rubber      | 300       | 04,09,60,48,57,12         | RXLP40JB###**YY                           | RLLP40JB##17YY | RRLP40JB###**YY |           |
|                |             | Mold-On Rubber          | 400       | 04,09,60,48,57,12         | RXRS40JB###**YY                           | RLRS40JB##17YY | RRRS40JB###**YY |           |
|                |             | Blue Ergo™              | 400       |                           | RXBL40JL63**YY                            | RLBL40JL6317YY | RRBL40JL63**YY  |           |
|                |             | Thermo-Pro™             | 300       | 04,09,60,63,48,57,12      | RXTP40J+###**YY                           | RLTP40J+##17YY | RRTP40J+###**YY | A,I,T,Y   |
|                |             | Xtreme Wheel            | 200       | 02                        | RXLS40JA62**YY                            | RLLS40JA62**YY | RRLS40JA62**YY  |           |
|                |             | Polyolefin              | 500       | 04,09,60,63,48,57,12      | RXPO40J+###**YY                           | RLPO40J+##17YY | RRPO40J+###**YY | B,E       |
|                |             | Nylon                   | 810       | 04,09,60,48,57,12         | RXNY40JE###**YY                           | RLNY40JE##17YY | RRNY40JE###**YY |           |
|                |             | Ironman™                | 1300      | 04,09,60, 48,65,73,12     | RXNX40JB###**YY                           | RLNX40JB##17YY | RRNX40JB###**YY |           |
|                |             | RokHard™                | 800       | 04,09,62,57,12            | RXHI40JB###**YY                           | RLHI40JB##17YY | RRHI40JB###**YY |           |
|                |             | BrimStone™              | 800       | 04,09,90                  | RXGN40J+###**YY                           | RLGN40J+##17YY | RRGN40J+###**YY | B,Q       |
|                |             | Epoxy                   | 800       | 04,09,90                  | RXOV40JQ###**YY                           | RLOV40JQ##17YY | RROV40JQ###**YY |           |
|                |             | MaxRok™                 | 800       | 04,09,49,57,12            | RXMA40JB###**YY                           | RLMA40JB##17YY | RRMA40JB###**YY |           |
|                |             | Phenolic                | 800       | 04,09,60,48,57,12         | RXPH40JB###**YY                           | RLPH40JB##17YY | RRPH40JB###**YY |           |
|                |             | Phenolic Straight Sided | 1000      | 04,09,60,57,12            | RXPH40TB###**YY                           | RLPH40TB##17YY | RRPH40TB###**YY |           |
|                |             | High-Temp Phenolic      | 600       | 04,09,90                  | RXHT40JQ###**YY                           | RLHT40JQ##17YY | RRHT40JQ###**YY |           |
|                |             | Polygon MaxRok™         | 700       | 04,09,60,48,57,12         | RXMU40J+###**YY                           | RLMU40J+##17YY | RRMU40J+###**YY | G,K       |
|                |             | Polygon AL™             | 800       | 04,09,60,48,57,12         | RXPA40J+###**YY                           | RLPA40J+##17YY | RRPA40J+###**YY | N,R       |
|                |             | DW-Black                | 470       |                           | RXDW40JLT3**YY                            | RLDW40JLT317YY | RRDW40JLT3**YY  |           |
|                |             | DW-Red                  | 540       |                           | RXDW40JRT3**YY                            | RLDW40JRT317YY | RRDW40JRT3**YY  |           |
|                |             | DW-Blue                 | 960       |                           | RXDW40JBT3**YY                            | RLDW40JBT317YY | RRDW40JBT3**YY  |           |
|                |             | DW-Gray                 | 1000      |                           | RXDW40JGT3**YY                            | RLDW40JGT317YY | RRDW40JGT3**YY  |           |
|                |             | Poly-Pro™               | 500       | 04,09,60,62,48,57,12      | RXPP40J+###**YY                           | RLPP40J+##17YY | RRPP40J+###**YY | D,K,M,U,W |
|                |             |                         | 600       |                           | RXPP40JP49**YY                            | RLPP40JP4917YY | RRPP40JP49**YY  |           |
|                |             | Polymadic™              | 600       | 04,09,60,49,48,57,12      | RXPM40J+###**YY                           | RLPM40J+##17YY | RRPM40J+###**YY | I,M       |
|                |             | Polygon™                | 800       |                           | RXPU40JV63**YY                            | RLPU40JV6317YY | RRPU40JV63**YY  |           |
|                |             |                         | 800       | 04,09,60,48,57,12         | RXPU40J+###**YY                           | RLPU40J+##17YY | RRPU40J+###**YY | G,V       |
|                |             | EnergySaver Polygon™    | 800       | 04,09,60,48,57,12         | RXSW40JU###**YY                           | RLSW40JU##17YY | RRSW40JU###**YY |           |
|                |             | PolyFlexon™ Cast        | 700       | 04,09,60,48,57,12         | RXRP40JK###**YY                           | RLRP40JK##17YY | RRRP40JK###**YY |           |
|                |             | PolyFlexon™             | 900       |                           | RXUA40JO64**YY                            | RLUA40JO6417YY | RRUA40JO64**YY  |           |
|                |             | Ultraflex™              | 900       |                           | RXUX40JO63**YY                            | RLUX40JO6317YY | RRUX40JO63**YY  |           |
|                |             | DuraLastomer™           | 750       | 09,60,48,57,12            | RXSU40JL###**YY                           | RLSU40JL##17YY | RRSU40JL###**YY |           |
|                |             | Super Elastomer         | 1200      |                           | RXSX40JI64**YY                            | RLSX40JI6417YY | RRSX40JI64**YY  |           |
|                |             | ErgoLastomer™           | 1000      | 04,09,64,57,12            | RXHU40JI###**YY                           | RLHU40JI##17YY | RRHU40JI###**YY |           |
|                |             | Semi-Steel              | 700       | 04,09,60,48,57,12         | RXSS40JS###**YY                           | RLSS40JS##17YY | RRSS40JS###**YY |           |
|                |             | Heavy Duty Iron         | 900       | 04,09,60,48,57,12         | RXHS40JS###**YY                           | RLHS40JS##17YY | RRHS40JS###**YY |           |
|                |             | Ductile                 | 1300      | 04,09,60,63,57,12         | RXDS40JR###**YY                           | RLDS40JR##17YY | RRDS40JR###**YY |           |
|                |             | Solid Steel             | 1300      | 09,63, B1,B5              | RXMS40JS###**YY                           | RLMS40JS##17YY | RRMS40JS###**YY |           |
|                |             | EnergySaver Ductile™    | 1300      | 04,60,48,09,B1,B5         | RXCD40JR###**YY                           | RLCD40JR##17YY | RRCD40JR###**YY |           |
|                |             | Ironman™ V-Groove       | 1000      |                           | RXNV40JT4P**YY                            | RLNV40JT4P17YY | RRNV40JT4P**YY  |           |
|                |             | MaxRok™ V-Groove        | 800       | 04,09,60,48,57,12         | RXMV40JT###**YY                           | RLMV40JT##17YY | RRMV40JT###**YY |           |
|                |             | Iron V-Groove           | 600       | 04,09,60,48,57,12         | RXVG40JT###**YY                           | RLVG40JT##17YY | RRVG40JT###**YY |           |
|                |             | Ductile V-Groove        | 1300      | 04,09,60,48,57, B1, B5    | RXDV40JT###**YY                           | RLDV40JT##17YY | RRDV40JT###**YY |           |
|                |             | Conductive Ultraflex™   | 500       |                           | RXCX40JL63**YY                            | RLCX40JL6317YY | RRCX40JL63**YY  |           |



| Wheel Diameter        | Tread Width | Wheel Type          | Load Cap.      | Available Bearing Options | Replace + with desired Wheel Color        |                |                 | +Color        |
|-----------------------|-------------|---------------------|----------------|---------------------------|---|----------------|-----------------|---------------|
|                       |             |                     |                |                           | Replace ## with desired Wheel Bearing     |                |                 |               |
|                       |             |                     |                |                           | Replace ** with desired Fastening Pattern |                |                 |               |
|                       |             |                     |                |                           | RX(Swivel)                                | RL(Total Lock) | RR(Rigid)       |               |
| 5"                    | 2"          | Yoke Only           |                |                           | RXZZ50JZ83**YY                            | RLZZ50JZ8317YY | RRZZ50JZ83**YY  |               |
|                       |             | Neo-Energizer™      | 550            | 04,09,60,48,57,12         | RXEN50JB##**YY                            | RLEN50JB##17YY | RREN50JB##**YY  |               |
|                       |             | Nomadic™            | 500            | 04,09,60,48,57,12         | RXNM50J+##**YY                            | RLNM50J+##17YY | RRNM50J+##**YY  | A,I           |
|                       |             | Rubber on Nylon     | 450            | 04,09,60,48,57,12         | RXNR50JB##**YY                            | RLNR50JB##17YY | RRNR50JB##**YY  |               |
|                       |             | Rubber on Aluminum  | 500            | 04,09,60,48,57,12         | RXRA50JB##**YY                            | RLRA50JB##17YY | RRRA50JB##**YY  |               |
|                       |             | Mold-On Rubber      | 400            | 04,09,60,48,57,12         | RXRS50JB##**YY                            | RLRS50JB##17YY | RRRS50JB##**YY  |               |
|                       |             | Blue Ergo™          | 400            |                           | RXBL50JL63**YY                            | RLBL50JL6317YY | RRBL50JL63**YY  |               |
|                       |             | CushEndure™         | 400            |                           | RXGR50JB19**YY                            | RLGR50JB1917YY | RRGR50JB19**YY  |               |
|                       |             | Thermo-Pro™         | 350            | 04,09,60,48,57,12         | RXTP50J+##**YY                            | RLTP50J+##17YY | R RTP50J+##**YY | A,I,T,X,Y,Z   |
|                       |             | Xtreme Wheel        | 250            | 62                        | RXLS50JA62**YY                            | RLLS50JA62**YY | RRLS50JA62**YY  |               |
|                       |             | Polyolefin          | 650            | 04,09,60,48,57,12         | RXPO50J+##**YY                            | RLPO50J+##17YY | RRPO50J+##**YY  | B,E           |
|                       |             | Nylon               | 900            | 04,09,60,48,57,12         | RXNY50JE##**YY                            | RLNY50JE##17YY | RRNY50JE##**YY  |               |
|                       |             | Ironman             | 1300           | 65,73                     | RXNX50J+##**YY                            | RLNX50J+##17YY | RRNX50J+##**YY  | B,I           |
|                       |             | RokHard™            | 900            | 04,09,62,57,12            | RXHI50JB##**YY                            | RLHI50JB##17YY | RRHI50JB##**YY  |               |
|                       |             | BrimStone™          | 1000           | 04,09,90                  | RXGN50J+##**YY                            | RLGN50J+##17YY | RRGN50J+##**YY  | B,Q           |
|                       |             | Epoxy               | 1000           | 04,09,90                  | RXOV50JQ##**YY                            | RLOV50JQ##17YY | RROV50JQ##**YY  |               |
|                       |             | MaxRok™             | 1000           | 04,09,63,49,57,12         | RXMA50JB##**YY                            | RLMA50JB##17YY | RRMA50JB##**YY  |               |
|                       |             | Phenolic            | 1000           | 04,09,60,48,57,12         | RXPH50JB##**YY                            | RLPH50JB##17YY | RRPH50JB##**YY  |               |
|                       |             | H-Temp Phenolic     | 750            | 04,09,90                  | RXHT50JQ##**YY                            | RLHT50JQ##17YY | RRHT50JQ##**YY  |               |
|                       |             | Sterolizer™         | 450            |                           | RXSL50JCB8**YY                            | RLSL50JCB817YY | RRSL50JCB8**YY  |               |
|                       |             | Polygon MaxRok™     | 1000           | 04,09,60,63,48,57,12      | RXMU50J+##**YY                            | RLMU50J+##17YY | RRMU50J+##**YY  | G,K           |
|                       |             | Polygon AL™         | 900            | 04,09,60,48,57,12         | RXPA50J+##**YY                            | RLPA50J+##17YY | RRPA50J+##**YY  | N,R           |
|                       |             | Polygon - C         | 900            | 04,09,60,48,57,12         | RXPR50JL##**YY                            | RLPR50JL##17YY | RRPR50JL##**YY  |               |
|                       |             | DW-Black            | 550            |                           | RXDW50JLT3**YY                            | RLDW50JLT317YY | RRDW50JLT3**YY  |               |
|                       |             | DW-Red              | 750            |                           | RXDW50JRT3**YY                            | RLDW50JRT317YY | RRDW50JRT3**YY  |               |
|                       |             | DW-Blue             | 1160           |                           | RXDW50JBT3**YY                            | RLDW50JBT317YY | RRDW50JBT3**YY  |               |
|                       |             | DW-Gray             | 1200           |                           | RXDW50JGT3**YY                            | RLDW50JGT317YY | RRDW50JGT3**YY  |               |
|                       |             | Poly-Pro™           | 600            | 04,09,48,60,63,57,12      | RXPP50J+##**YY                            | RLPP50J+##17YY | RRPP50J+##**YY  | B,C,D,K,M,U,W |
|                       |             |                     | 700            |                           | RXPP50JP49**YY                            | RLPP50JP4917YY | RRPP50JP49**YY  |               |
|                       |             |                     |                |                           | RXPP50JH63**YY                            | RLPP50JH6317YY | RRPP50JH63**YY  |               |
|                       |             | Polymadic™          | 750            | 04,09,48,60,63,57,12      | RXPM50J+##**YY                            | RLPM50J+##17YY | RRPM50J+##**YY  | I,M           |
|                       |             | Polyon™             | 1100           |                           | RXPU50JV63**YY                            | RLPU50JV6317YY | RRPU50JV63**YY  |               |
|                       |             |                     | 1100           | 04,09,60,48,57,12         | RXPU50J+##**YY                            | RLPU50J+##17YY | RRPU50J+##**YY  | G,V           |
|                       |             | EnergySaver Polyon™ | 1300           | 04,09,60,48,57,12         | RXSW50JU##**YY                            | RLSW50JU##17YY | RRSW50JU##**YY  |               |
|                       |             | PolyFlexon™ Cast    | 800            | 04,09,60,48,57,12         | RXRP50JK##**YY                            | RLRP50JK##17YY | RRRP50JK##**YY  |               |
|                       |             | PolyFlexon™         | 900            |                           | RXUA50JO64**YY                            | RLUA50JO6417YY | RRUA50JO64**YY  |               |
|                       |             | Ultraflex™          | 900            |                           | RXUX50JO64**YY                            | RLUX50JO6417YY | RRUX50JO64**YY  |               |
|                       |             | D-Polygon           | 900            |                           | RXUD50JL64**YY                            | RLUD50JL6417YY | RRUD50JL64**YY  |               |
|                       |             | DuraLastomer™       | 900            | 09,60,48,57,12            | RXSU50JL##**YY                            | RLSU50JL##17YY | RRSU50JL##**YY  |               |
|                       |             | Super Elastomer     | 1200           | 04,09,64,57,12            | RXSX50JI##**YY                            | RLSX50JI##17YY | RRSX50JI##**YY  |               |
|                       |             | ErgoLastomer™       | 1300           | 04,09,64,57,12            | RXHU50JI##**YY                            | RLHU50JI##17YY | RRHU50JI##**YY  |               |
|                       |             | Semi-Steel          | 1000           | 04,09,60,48,57,12         | RXSS50JS##**YY                            | RLSS50JS##17YY | RRSS50JS##**YY  |               |
|                       |             | Heavy Duty Iron     | 1200           | 04,09,60,63,57,12         | RXHS50JS##**YY                            | RLHS50JS##17YY | RRHS50JS##**YY  |               |
|                       |             | Ductile             | 1300           | 04,09,60,63,B1,B5         | RXDS50JR##**YY                            | RLDS50JR##17YY | RRDS50JR##**YY  |               |
|                       |             | Forged Steel        | 1300           | 02,09,60, B1,B5           | RXFS50JS##**YY                            | RLFS50JS##17YY | RRFS50JS##**YY  |               |
| EnergySaver Ductile™  | 1300        | 04,09,60,48,B1,B5   | RXCD50JR##**YY | RLCD50JR##17YY            | RRCD50JR##**YY                            |                |                 |               |
| Iron V-Groove         | 900         | 04,09,60,48,57,12   | RXVG50JT##**YY | RLVG50JT##17YY            | RRVG50JT##**YY                            |                |                 |               |
| Conductive Nylon      | 630         | 04,09,60,48,57,12   | RXCY50JH##**YY | RLCY50JH##17YY            | RRCY50JH##**YY                            |                |                 |               |
| Conductive Ultraflex™ | 540         |                     | RXCX50JL64**YY | RLCX50JL6417YY            | RRCX50JL64**YY                            |                |                 |               |



| Wheel Diameter       | Tread Width | Wheel Type              | Load Cap.       | Available Bearing Options | Replace + with a desired Wheel Color      |                |                 | +Color      |
|----------------------|-------------|-------------------------|-----------------|---------------------------|---|----------------|-----------------|-------------|
|                      |             |                         |                 |                           | Replace ## with desired Wheel Bearing     |                |                 |             |
|                      |             |                         |                 |                           | Replace ** with desired Fastening Pattern |                |                 |             |
|                      |             |                         |                 |                           | RX(Swivel)                                | RL(Total Lock) | RR(Rigid)       |             |
| 6"                   | 2"          | Yoke Only               |                 |                           | RXZZ60JZ83**YY                            | RLZZ60JZ8317YY | RRZZ60JZ83**YY  |             |
|                      |             | Neo-Energizer™          | 600             | 04, 09,64, 57, 12         | RXEN60JB###**YY                           | RLEN60JB##17YY | RREN60JB###**YY |             |
|                      |             | Pneumatic               | 200             |                           | RXFP60JB60**YY                            | RLFP60JB6017YY | RRFP60JB60**YY  |             |
|                      |             | Foam Filled             | 200             |                           | RXFF60JB60**YY                            | RLFF60JB6017YY | RRFF60JB60**YY  |             |
|                      |             | Ever-Roll™              | 200             |                           | RXER60J+60**YY                            | RLER60J+6017YY | RRER60J+60**YY  | B,I         |
|                      |             | Nomadic™                | 600             | 04,09,48,60,57,12         | RXNM60JB###**YY                           | RLNM60JB##17YY | RRNM60JB###**YY | A,I         |
|                      |             | Rubber on Nylon         | 550             | 04,09,48,60,57,12         | RXNR60JB###**YY                           | RLNR60JB##17YY | RRNR60JB###**YY |             |
|                      |             | Dura Cushion™           | 350             | 04,09,63,57,12            | RXBC60J+###**YY                           | RLBC60J+##17YY | RRBC60J+###**YY | X,Z         |
|                      |             | Eco-Rubber              | 350             |                           | RXSN60JB53**YY                            | RLSN60JB5317YY | RRSN60JB53**YY  |             |
|                      |             | Rubber on Aluminum      | 550             | 04,09,48,60,57,12         | RXRA60JB###**YY                           | RLRA60JB##17YY | RRRA60JB###**YY |             |
|                      |             | Mold-On Rubber          | 550             | 04,09,48,60,57,12         | RXRS60JB##**YY                            | RLRS60JB##17YY | RRRS60JB##**YY  |             |
|                      |             | Supreme Rubber          | 700             | 04,09,48,60,57,12         | RXRH60JS###**YY                           | RLRH60JS##17YY | RRRH60JS###**YY |             |
|                      |             | Blue Ergo™              | 550             |                           | RXBL60JL63**YY                            | RLBL60JL6317YY | RRBL60JL63**YY  |             |
|                      |             | Thermo-Pro™             | 500             | 04,09,60,63,48,57,12      | RXTP60J+###**YY                           | RLTP60J+##17YY | RRTP60J+###**YY | A,I,T,X,Y,Z |
|                      |             | Xtreme Wheel            | 350             | 04                        | RXLS60JA62**YY                            | RLLS60JA62**YY | RRLS60JA62**YY  |             |
|                      |             | Polyolefin              | 700             | 04,09,60,53,P3,48,57,12   | RXPO60J+###**YY                           | RLPO60J+##17YY | RRPO60J+###**YY | B,E         |
|                      |             | Nylon                   | 1000            | 04,09,63,57,12            | RXNY60JE###**YY                           | RLNY60JE##17YY | RRNY60JE###**YY |             |
|                      |             | Ironman                 | 1300            | 65, 73                    | RXNX60JB###**YY                           | RLNX60JB##17YY | RRNX60JB###**YY |             |
|                      |             | RokHard™                | 1000            | 04,09,48,60,57,12         | RXHI60JB##**YY                            | RLHI60JB##17YY | RRHI60JB##**YY  |             |
|                      |             | BrimStone™              | 1100            | 04,09,60,90               | RXGN60J+###**YY                           | RLGN60J+##17YY | RRGN60J+###**YY | B,Q         |
|                      |             | Epoxy                   | 1100            | 04,09,90                  | RXOV60JQ##**YY                            | RLOV60JQ##17YY | RROV60JQ##**YY  |             |
|                      |             | MaxRok™                 | 1200            | 04,09,63,57,12            | RXMA60JB###**YY                           | RLMA60JB##17YY | RRMA60JB###**YY |             |
|                      |             | Phenolic                | 1200            | 04,09,48,60,57,12         | RXPH60JB###**YY                           | RLPH60JB##17YY | RRPH60JB###**YY |             |
|                      |             | Straight-Sided Phenolic | 1300            |                           | RXPH60TB###**YY                           | RLPH60TB##17YY | RRPH60TB###**YY |             |
|                      |             | High-Temp Phenolic      | 900             | 04,09,90                  | RXHT60JQ##**YY                            | RLHT60JQ##17YY | RRHT60JQ##**YY  |             |
|                      |             | Poly MaxRok™            | 1200            | 04,09,48,60,57,12         | RXMU60J+###**YY                           | RLMU60J+##17YY | RRMU60J+###**YY | G,K         |
|                      |             | Polyon AL™              | 1200            | 04,09,48,60,57,12         | RXPA60J+###**YY                           | RLPA60J+##17YY | RRPA60J+###**YY | N,R         |
|                      |             | Polyon-C                | 1200            | 04,09,48,60,57,12         | RXPR60JL###**YY                           | RLPR60JL##17YY | RRPR60JL###**YY |             |
|                      |             | DW-Black                | 700             |                           | RXDW60JLT3**YY                            | RLDW60JLT317YY | RRDW60JLT3**YY  |             |
|                      |             | DW-Red                  | 960             |                           | RXDW60JRT3**YY                            | RLDW60JRT317YY | RRDW60JRT3**YY  |             |
|                      |             | DW-Blue                 | 1300            |                           | RXDW60JBT3**YY                            | RLDW60JBT317YY | RRDW60JBT3**YY  |             |
|                      |             | DW-Gray                 | 1300            |                           | RXDW60JGT3**YY                            | RLDW60JGT317YY | RRDW60JGT3**YY  |             |
|                      |             | DW-CROWN-Red            | 1300            |                           | RXDW60XRT3**YY                            | RLDW60XRT317YY | RRDW60XRT3**YY  |             |
|                      |             | DW-CROWN-Blue           | 1300            |                           | RXDW60XLT3**YY                            | RLDW60XLT317YY | RRDW60XLT3**YY  |             |
|                      |             | Poly-Pro™               | 720             | 04,09,48,60,63,57,12      | RXPP60J+###**YY                           | RLPP60J+##17YY | RRPP60J+###**YY | D,I,K,M,U,W |
|                      |             |                         | 900             |                           | RXPP60JP49**YY                            | RLPP60JP4917YY | RRPP60JP49**YY  |             |
|                      |             | Polymadic™              | 900             | 04,09,48,60,63,57,12      | RXPP60JH63**YY                            | RLPP60JH6317YY | RRPP60JH63**YY  |             |
|                      |             |                         |                 |                           | RXPM60J+###**YY                           | RLPM60J+##17YY | RRPM60J+###**YY | I,M         |
|                      |             | Polyon™                 | 1200            | 04,09,48,60,57,12         | RXPU60JV63**YY                            | RLPU60JV6317YY | RRPU60JV63**YY  |             |
|                      |             |                         |                 |                           | RXPU60J+###**YY                           | RLPU60J+##17YY | RRPU60J+###**YY | G,V         |
|                      |             | EnergySaver Polyon™     | 1300            | 04,09,63,57,12            | RXSW60JU###**YY                           | RLSW60JU##17YY | RRSW60JU###**YY |             |
|                      |             | PolyFlexon™ Cast        | 900             | 04,09,63,57,12            | RXRP60JK###**YY                           | RLRP60JK##17YY | RRRP60JK###**YY |             |
|                      |             | PolyFlexon™             | 900             |                           | RXUA60J+64**YY                            | RLUA60J+6417YY | RRUA60J+64**YY  | N,O         |
|                      |             | D-Polyon                | 1000            |                           | RXUD60JL64**YY                            | RLUD60JL6417YY | RRUD60JL64**YY  |             |
|                      |             | Ultraflex™              | 1000            |                           | RXUX60JO64**YY                            | RLUX60JO6417YY | RRUX60JO64**YY  |             |
| Champion             | 1200        |                         | RXCP60JN64**YY  | RLCP60JN6417YY            | RRCP60JN64**YY                            |                |                 |             |
| DuraLastomer™        | 1000        | 09,48,60,57,12          | RXSU60JL###**YY | RLSU60JL##17YY            | RRSU60JL###**YY                           |                |                 |             |
| Super Elastomer      | 1300        |                         | RLSX60JI64**YY  | RLSX60JI6417YY            | RRSX60JI64**YY                            |                |                 |             |
| ErgoLastomer™        | 1300        | 04,09,48,60,64,57,12    | RXHU60JI###**YY | RLHU60JI##17YY            | RRHU60JI###**YY                           |                |                 |             |
| Titan™ Ploymer       | 1300        |                         | RXPX60JO63**YY  | RLPX60JO6317YY            | RRPX60JO63**YY                            |                |                 |             |
| Conquer™             | 1300        |                         | RXCQ60JR64**YY  | RLCQ60JR64**YY            | RRCQ60JR64**YY                            |                |                 |             |
|                      | 1200        |                         | RXCQ60JL64**YY  | RLCQ60JL64**YY            | RRCQ60JL64**YY                            |                |                 |             |
| Semi-Steel           | 1200        | 04,09,48,60,57,12       | RXSS60JS###**YY | RLSS60JS##17YY            | RRSS60JS###**YY                           |                |                 |             |
| Heavy Duty Iron      | 1300        | 04,09,60,63,57,12       | RXHS60JS###**YY | RLHS60JS##17YY            | RRHS60JS###**YY                           | S=Flat Tread   |                 |             |
|                      |             | 04,09,60,48,57,12       | RXHS60JX###**YY | RLHS60JX##17YY            | RRHS60JX###**YY                           | X=Crown Tread  |                 |             |
| Ductile              | 1300        | 04,09,60,73,63,B1,B5    | RXDS60JR###**YY | RLDS60JR##17YY            | RRDS60JR###**YY                           |                |                 |             |
| EnergySaver Ductile™ | 1300        | 04,09,48, 60,73,B1,B5   | RXCD60JR###**YY | RLCD60JR##17YY            | RRCD60JR###**YY                           |                |                 |             |
| Forged Steel         | 1300        | 04,09,73,63,B1,B5       | RXFS60J+###**YY | RLFS60J+##17YY            | RRFS60J+###**YY                           | S=Flat Tread   |                 |             |
|                      |             |                         | RXFS60JX4P**YY  | RLFS60JX4P17YY            | RRFS60JX4P**YY                            | X=Crown Tread  |                 |             |
| Ironman™ V-Groove    | 1000        |                         | RXNV60JT4P**YY  | RLNV60JT4P17YY            | RRNV60JT4P**YY                            |                |                 |             |
| Iron V-Groove        | 1000        | 04,09,48,60,57,12       | RXVG60JT###**YY | RLVG60JT##17YY            | RRVG60JT###**YY                           |                |                 |             |
| Ductile V-Groove     | 1300        | 04,09,57,12,63,B1,B5    | RXDV60JT###**YY | RLDV60JT##17YY            | RRDV60JT###**YY                           |                |                 |             |
| Conductive Nylon     | 700         |                         | RXCY60JI62**YY  | RLCY60JI6217YY            | RRCY60JI62**YY                            |                |                 |             |
| Conductive Ultrflex™ | 600         |                         | RXCX60JL64**YY  | RLCX60JL6417YY            | RRCX60JL64**YY                            |                |                 |             |

\*The Ever-Roll is not designed to sit with a load.



| Wheel Diameter        | Tread Width | Wheel Type          | Load Cap.      | Available Bearing Options  | Replace + with a desired Wheel Color      |                |                | +Color        |
|-----------------------|-------------|---------------------|----------------|----------------------------|---|----------------|----------------|---------------|
|                       |             |                     |                |                            | Replace ## with desired Wheel Bearing     |                |                |               |
|                       |             |                     |                |                            | Replace ** with desired Fastening Pattern |                |                |               |
|                       |             |                     |                |                            | RX(Swivel)                                | RL(Total Lock) | RR(Rigid)      |               |
| 8"                    | 2"          | Yoke Only           |                |                            | RXZZ80JZ83**YY                            | RLZZ80JZ8317YY | RRZZ80JZ83**YY |               |
|                       |             | Neo-Energizer™      | 600            | 04,09,64,57,12             | RXEN80JB##**YY                            | RLEN80JB##17YY | RREN80JB##**YY | A,I           |
|                       |             | Nomadic™            | 700            | 04,09,48,60,57,12          | RXNM80J+##**YY                            | RLNM80J+##17YY | RRNM80J+##**YY |               |
|                       |             | Rubber on Nylon     | 600            | 04,09,48,60,57,12          | RXNR80JB##**YY                            | RLNR80JB##17YY | RRNR80JB##**YY | X,Z           |
|                       |             | Dura Cushion™       | 450            | 04,09,63,57,12             | RXBC80J+##**YY                            | RLBC80J+##17YY | RRBC80J+##**YY |               |
|                       |             | Eco-Rubber          | 450            | 53,P3                      | RXSN80UC##**YY                            | RLSN80UC##17YY | RRSN80UC##**YY |               |
|                       |             | Rubber on Aluminum  | 600            | 04,09,48,60,57,12          | RXRA80JB##**YY                            | RLRA80JB##17YY | RRRA80JB##**YY |               |
|                       |             | Mold-On Rubber      | 600            | 04,09,48,60,57,12          | RXRS80JB##**YY                            | RLRS80JB##17YY | RRRS80JB##**YY |               |
|                       |             | Supreme Rubber      | 810            | 04,09,63,57,12             | RXRH80JS##**YY                            | RLRH80JS##17YY | RRRH80JS##**YY |               |
|                       |             | Blue Ergo™          | 600            |                            | RXBL80JL63**YY                            | RLBL80JL6317YY | RRBL80JL63**YY |               |
|                       |             | Thermo-Pro™         | 600            | 04,09,60,63,48,57,12       | RXTP80J+##**YY                            | RLTP80J+##17YY | RRTP80J+##**YY | A,I,T,X,Y,Z   |
|                       |             | Xtreme Wheel        | 400            | 05                         | RXLS80JA62**YY                            | RLLS80JA62**YY | RRLS80JA62**YY |               |
|                       |             | Polyolefin          | 900            | 04,09,60,53,P3,48,57,90,12 | RXPO80J+##**YY                            | RLPO80J+##17YY | RRPO80J+##**YY | B,E           |
|                       |             | Nylon               | 1100           | 04,09,63,57,12             | RXNY80JE##**YY                            | RLNY80JE##17YY | RRNY80JE##**YY |               |
|                       |             | Ironman             | 1350           | 65,73                      | RXNX80JB##**YY                            | RLNX80JB##17YY | RRNX80JB##**YY |               |
|                       |             | RokHard™            | 1100           | 04,09,48,60,57,12          | RXHI80JB##**YY                            | RLHI80JB##17YY | RRHI80JB##**YY |               |
|                       |             | BrimStone™          | 1200           | 04,09,60,90                | RXGN80JQ##**YY                            | RLGN80JQ##17YY | RRGN80JQ##**YY | B,Q           |
|                       |             | Epoxy               | 1200           | 04,09                      | RXOV80JQ##**YY                            | RLOV80JQ##17YY | RROV80JQ##**YY |               |
|                       |             | MaxRok™             | 1350           | 04,09,49,57,12             | RXMA80JB##**YY                            | RLMA80JB##17YY | RRMA80JB##**YY |               |
|                       |             | Phenolic            | 1350           | 04,09,48,60,57,12          | RXPH80JB##**YY                            | RLPH80JB##17YY | RRPH80JB##**YY |               |
|                       |             | High-Temp Phenolic  | 1100           | 04,09,90                   | RXHT80JQ##**YY                            | RLHT80JQ##17YY | RRHT80JQ##**YY |               |
|                       |             | Poly MaxRok™        | 1350           | 04,09,48,60,57,12          | RXMU80J+##**YY                            | RLMU80J+##17YY | RRMU80J+##**YY | G,K           |
|                       |             | Polyon AL™          | 1350           | 04,09,48,60,57,12          | RXPA80J+##**YY                            | RLPA80J+##17YY | RRPA80J+##**YY | N,R           |
|                       |             | DW-Black            | 750            |                            | RXDW80JLT3**YY                            | RLDW80JLT317YY | RRDW80JLT3**YY |               |
|                       |             | DW-Red              | 1100           |                            | RXDW80JRT3**YY                            | RLDW80JRT317YY | RRDW80JRT3**YY |               |
|                       |             | DW-Blue             | 1350           |                            | RXDW80JBT3**YY                            | RLDW80JBT317YY | RRDW80JBT3**YY |               |
|                       |             | DW-Gray             | 1350           |                            | RXDW80JGT3**YY                            | RLDW80JGT317YY | RRDW80JGT3**YY |               |
|                       |             | DW-CROWN-Red        | 1300           |                            | RXDW80XRT3**YY                            | RLDW80XRT317YY | RRDW80XRT3**YY |               |
|                       |             | DW-CROWN-Blue       | 1300           |                            | RXDW80XLT3**YY                            | RLDW80XLT317YY | RRDW80XLT3**YY |               |
|                       |             | Poly-Pro™           | 810            | 04,09,48,60,63,57,12       | RXPP80J+##**YY                            | RLPP80J+##17YY | RRPP80J+##**YY | C,D,I,K,M,U,W |
|                       |             |                     | 1000           |                            | RXPP80JP49**YY                            | RLPP80JP4917YY | RRPP80JP49**YY |               |
|                       |             |                     | 1000           |                            | RXPP80JH63**YY                            | RLPP80JH6317YY | RRPP80JH63**YY |               |
|                       |             | Polymadic™          | 1000           | 04,09,48,60,63,57,12       | RXPM80J+##**YY                            | RLPM80J+##17YY | RRPM80J+##**YY | I,M           |
|                       |             | Polyon™             | 1350           |                            | RXPU80JV63**YY                            | RLPU80JV6317YY | RRPU80JV63**YY |               |
|                       |             |                     |                | 04,09,48,60,57,12          | RXPU80J+##**YY                            | RLPU80J+##17YY | RRPU80J+##**YY | G,V           |
|                       |             | EnergySaver Polyon™ | 1350           | 04,09,48,60,57,12          | RXSW80JU##**YY                            | RLSW80JU##17YY | RRSW80JU##**YY |               |
|                       |             | PolyFlexon™ Cast    | 1000           |                            | RXRP80JK63**YY                            | RLRP80JK6317YY | RRRP80JK63**YY |               |
|                       |             | PolyFlexon™         | 1200           |                            | RXUA80J+64**YY                            | RLUA80J+6417YY | RRUA80J+64**YY | N,O           |
|                       |             | D-Polyon            | 1200           |                            | RXUD80JL64**YY                            | RLUD80JL6417YY | RRUD80JL64**YY |               |
|                       |             | Ultraflex™          | 1200           |                            | RXUX80JO64**YY                            | RLUX80JO6417YY | RRUX80JO64**YY |               |
|                       |             | Champion            | 1350           |                            | RXCP80JN64**YY                            | RLCP80JN6417YY | RRCP80JN64**YY |               |
|                       |             | DuraLastomer™       | 1000           | 09,48,60,57,12             | RXSU80JL##**YY                            | RLSU80JL##17YY | RRSU80JL##**YY |               |
|                       |             | Super Elastomer     | 1350           |                            | RXSX80JI64**YY                            | RLSX80JI6417YY | RRSX80JI64**YY |               |
|                       |             | ErgoLastomer™       | 1350           | 04,09,64,57,12             | RXHU80JI##**YY                            | RLHU80JI##17YY | RRHU80JI##**YY |               |
|                       |             | Titan™ Polymer      | 1350           |                            | RXPX80JO63**YY                            | RLPX80JO6317YY | RRPX80JO63**YY |               |
| Conquer™              | 1350        |                     | RXCQ80JR64**YY | RLCQ80JR6417YY             | RRCQ80JR6417YY                            |                |                |               |
|                       | 1350        |                     | RXCR80JL64**YY | RLCQ80JL6417YY             | RRCQ80JL6417YY                            |                |                |               |
| Semi-Steel            | 1350        | 04,09,48,60,57,12   | RXSS80JS##**YY | RLSS80JS##17YY             | RRSS80JS##**YY                            |                |                |               |
| Heavy Duty Iron       | 1350        | 04,09,48,60,57,12   | RXHS80JS##**YY | RLHS80JS##17YY             | RRHS80JS##**YY                            | S=Flat Tread   |                |               |
|                       |             |                     | RXHS80JX##**YY | RLHS80JX##17YY             | RRHS80JX##**YY                            | X=Crown Tread  |                |               |
| Ductile               | 1350        | 04,09,48,60,B1,B5   | RXDS80JR##**YY | RLDS80JR##17YY             | RRDS80JR##**YY                            |                |                |               |
| EnergySaver Ductile™  | 1350        | 04,09,48,60,B1,B5   | RXCD80JR##**YY | RLCD80JR##17YY             | RRCD80JR##**YY                            |                |                |               |
| Forged Steel          | 1350        | 04,09,63,B5,B1      | RXFS80JS##**YY | RLFS80JS##17YY             | RRFS80JS##**YY                            | S=Flat Tread   |                |               |
|                       |             |                     | RXFS80JX4P**YY | RLFS80JX4P17YY             | RRFS80JX4P**YY                            | X=Crown Tread  |                |               |
| Ironman™ V-Groove     | 1350        |                     | RXNV80JT4P**YY | RLNV80JT4P17YY             | RRNV80JT4P**YY                            |                |                |               |
| Iron V-Groove         | 1350        | 04,09,48,60,57,12   | RXVG80JT##**YY | RLVG80JT##17YY             | RRVG80JT##**YY                            |                |                |               |
| Conductive Nylon      | 770         |                     | RXCY80JI62**YY | RLCY80JI6217YY             | RRCY80JI62**YY                            |                |                |               |
| Conductive Ultraflex™ | 700         |                     | RXCX80JL64**YY | RLCX80JL6417YY             | RRCX80JL64**YY                            |                |                |               |

\*The Ever-Roll is not designed to sit with a load.



## 27/28/39 Medium Duty Series – Up to 1,250LB

- #39 Series constructed with a 5/8" rivet kingpin for maximum diameter of wheels with a minimum overall height
- Matching total-locking casters available DT & FT series, refer to DT and FT series
- #27 Series constructed with a 5/8" bolt and nut kingpin
- Large selections of wheels, bearings, & brake options
- Bright Zinc finish as standard, Black finish as optional
- Grease fitting in raceway and axle for maintenance
- Features wheels with 1-1/2" and 2" tread widths
- Double ball raceway
- NSF Listed

27UX60JO6417-00P000



27CP60JR6417YY



27BL60JL6317-0T0000



27SX60JI6417-0U0000



27/28/39 SERIES • CAPACITY 1250

### FASTENING PATTERNS

| Plate Code | Overall Size        | Bolt Hole Pattern   | Mounting Bolt Size |
|------------|---------------------|---|--------------------|
| 17         | 4" x 4-15/32"       | 2-5/8" x 3-5/8" to 3" x 3"  | 3/8"               |
| A7         | 3-53/64" x 4-13/32" | 2-5/8" x 3-5/8" to 3" x 3"<br>w/ 2 x 5/16" holes centered at 3.935"<br>between long-way holes for use on<br>structural framing. |                    |
| 20         | 5" x 5-1/2"         | 4-1/8" x 4-1/2"   |                    |
| 2H         | 5" x 5-1/2"         | 4-1/8" x 4-1/2"   | 1/2"               |
| P3         | 140mm x 110mm       | 105mm x 75mm to 80mm  | 11mm               |
| P1         | 5-5/16" x 6-11/16"  | 4-1/8" x 5-1/2"   |                    |
| Stem Code  | Size                | Threaded Portion  |                    |
| T1         | 3/4" - 10 x 2-1/4"  | Full Length   |                    |
| F9         | 3/4" - 16 x 1-1/4"  |   |                    |
| 84         | 3/4" - 10 x 4"      |   |                    |
| 37         | 3/4" - 10 x 5-1/2"  | 2" from the top   |                    |
| C7         | 1" - 8 x 4"         | Full Length   |                    |

### OVERALL HEIGHT AND SWIVEL RADIUS

| Wheel Diameter | Overall Height          | Denotation Code | 27 Series Swivel Radius |
|----------------|-------------------------|-----------------|-------------------------|
| 3-1/4"         | 4-1/4" Standard         | 34              | 3-1/4"                  |
|                | 4-9/16"                 | 3A              | 2-3/8"                  |
| 4"             | 5-5/8" Standard         | 40              | 3-1/4"                  |
|                | 5-1/4"                  | 4A              | 3-11/16"                |
| 5"             | 6-1/2" Standard         | 50              | 4"                      |
|                | 6-1/8" Optional Height  | 45              | 3-3/4"                  |
| 6"             | 7-1/2" Standard         | 60              | 4-9/16"                 |
|                | 7-1/4" Optional         | 61              | 4-1/2"                  |
| 7"             | 8"                      | 67              | 5"                      |
| 8"             | 9-1/2" Standard         | 80              | 6"                      |
|                | 10-1/8" Optional Height | 81              | 6-1/2"                  |
| 10"            | 11-3/4"                 | 10              | 7"                      |
| 10" x 2.5"     | 12"                     | 10              | 7-3/8"                  |



| Wheel Dia     | Tread Width | Wheel Type           | Load Cap.      | Available Bearing Options | Replace + with desired wheel color    |            |                | +Color |
|---------------|-------------|----------------------|----------------|---------------------------|---------------------------------------|------------|----------------|--------|
|               |             |                      |                |                           | Replace ## with desired wheel bearing |            |                |        |
|               |             |                      |                |                           | #27 Series                            | #39 Series | #28 Series     |        |
| 3-1/4"        | 1-1/2"      | Yoke Only            |                |                           | 27ZZ34HZ8317YY                        |            | 28ZZ34HZ8317YY |        |
|               |             | Polyon™              | 500            |                           | 27PU34HG0317YY                        |            | 28PU34HG0317YY |        |
|               |             | High-Temp Phenolic   | 400            | 03                        | 27HT34HQ0317YY                        |            | 28HT34HQ0317YY |        |
|               |             | Phenolic             | 600            | 03,6M,57,12,90            | 27PH34HB##17YY                        |            | 28PH34HB##17YY |        |
|               |             | Semi-Steel           | 400            | 03, 6M, 57, 12            | 27SS34HS##17YY                        |            | 28SS34HS##17YY |        |
|               | 2"          | Yoke Only            |                |                           | 27ZZ34JZ8317YY                        |            | 28ZZ34JZ8317YY |        |
|               |             | Polyon™              | 600            | 04,09,60,57,12            | 27PU34JG##17YY                        |            | 28PU34JG##17YY |        |
|               |             | MaxRok™              | 900            | 04,09,60,57,12            | 27MA34JB##17YY                        |            | 28MA34JB##17YY |        |
|               |             | Phenolic             | 700            | 04,09,60,57,12            | 27PH34JB##17YY                        |            | 28PH34JB##17YY |        |
|               |             | Semi-Steel           | 700            | 04,09,60,57,12            | 27SS34JS##17YY                        |            | 28SS34JS##17YY |        |
| 4"            | 1-1/2"      | Yoke Only            |                |                           | 27ZZ40HZ8317YY                        |            | 28ZZ40HZ8317YY |        |
|               |             | Mold-On Rubber       | 350            | 03,6M,57,12               | 27RS40HB##17YY                        |            | 28RS40HB##17YY |        |
|               |             | Thermo-Pro™          | 280            | 03,6M,57,12               | 27TP40HI##17YY                        |            | 28TP40HI##17YY |        |
|               |             | Polyolefin           | 400            | 03,6M,57,12               | 27PO40HB##17YY                        |            | 28PO40HB##17YY |        |
|               |             | Phenolic             | 600            | 03,6M,57,12               | 27PH40HB##17YY                        |            | 28PH40HB##17YY |        |
|               |             | High-Temp Phenolic   | 400            | 03                        | 27HT40HQ##17YY                        |            | 28HT40HQ##17YY |        |
|               |             | Sterollizer™         | 350            |                           | 27BF40HC6117YY                        |            | 28BF40HC6117YY |        |
|               |             |                      |                |                           | 27SL40HC6117YY                        |            | 28SL40HC6117YY |        |
|               |             | Polyon AL™           | 700            | 03,6M,57,12               | 27PA40H+##17YY                        |            | 28PA40H+##17YY | N,R    |
|               |             | Poly-Pro™            | 400            | 03,6M,57,12               | 27PP40H+##17YY                        |            | 28PP40H+##17YY | D,K,U  |
|               |             | Polyon™              | 600            | 03,6M,57,12               | 27PU40H+##17YY                        |            | 28PU40H+##17YY | G,V    |
|               |             | EnergySaver Polyon™  | 600            |                           | 27SW40HU0317YY                        |            | 28SW40HU0317YY |        |
|               |             | BrimStone™           | 700            | 03,90                     | 27GN40H+##17YY                        |            | 28GN40H+##17YY | B,Q    |
|               |             | Epoxy                | 700            |                           | 27OV40H+9017YY                        |            | 28OV40H+9017YY | G,Q    |
|               |             | Semi-Steel           | 600            | 03,6M,57,12               | 27SS40HS##17YY                        |            | 28SS40HS##17YY |        |
|               |             | Ductile              | 1200           | 08, 6M                    | 27DS40HR##17YY                        |            | 28DS40HR##17YY |        |
|               |             | MaxRok™ V-Groove     | 600            | 03,6M,57,12               | 27MV40HT##17YY                        |            | 28MV40HT##17YY |        |
| Iron V-Groove | 350         | 03,6M,57,12          | 27VG40HT##17YY |                           | 28VG40HT##17YY                        |            |                |        |
| 4"            | 1-13/16"    | Solid Steel V-Groove | 1250           |                           | 27SV40IT1417YY                        |            | 28SV40IT1417YY |        |



| Wheel Dia             | Tread Width | Wheel Type              | Load Cap.      | Available Bearing Options | Replace + with desired wheel color    |                |                | +Color    |
|-----------------------|-------------|-------------------------|----------------|---------------------------|---------------------------------------|----------------|----------------|-----------|
|                       |             |                         |                |                           | Replace ## with desired wheel bearing |                |                |           |
|                       |             |                         |                |                           | #27 Series                            | #39 Series     | #28 Series     |           |
| 4"                    | 2"          | Yoke Only               |                |                           | 27ZZ40JZ83**YY                        | 39ZZ40JZ8317YY | 28ZZ40JZ83**YY |           |
|                       |             | Neo-Energizer™          | 500            | 04,09,60,48,57,12         | 27EN40JB##**YY                        | 39EN40JB##17YY | 28EN40JB##**YY |           |
|                       |             | Nomadic™                | 400            | 04,09,60,48,57,12         | 27NM40J+##**YY                        | 39NM40J+##17YY | 28NM40J+##**YY | A,I       |
|                       |             | Rubber on Nylon         | 400            | 04,09,60,48,57,12         | 27NR40JB##**YY                        | 39NR40JB##17YY | 28NR40JB##**YY |           |
|                       |             | Rubber on Aluminum      | 400            | 04,09,60,48,57,12         | 27RA40JB##**YY                        | 39RA40JB##17YY | 28RA40JB##**YY |           |
|                       |             | Low Profile Rubber      | 300            | 04,09,60,48,57,12         | 27LP40JB##**YY                        | 39LP40JB##17YY | 28LP40JB##**YY |           |
|                       |             | Mold-On Rubber          | 400            | 04,09,60,48,57,12         | 27RS40JB##**YY                        | 39RS40JB##17YY | 28RS40JB##**YY |           |
|                       |             | Blue Ergo™              | 400            |                           | 27BL40JL63**YY                        | 39BL40JL6317YY | 28BL40JL63**YY |           |
|                       |             | Thermo-Pro™             | 300            | 04,09,60,63,48,57,12      | 27TP40J+##**YY                        | 39TP40J+##17YY | 28TP40J+##**YY | A,I,T,Y   |
|                       |             | Xtreme Wheel            | 200            | 02                        | 27LS40JA62**YY                        | 39LS40JA62**YY | 28LS40JA62**YY |           |
|                       |             | Polyolefin              | 500            | 04,09,60,63,48,57,12      | 27PO40J+##**YY                        | 39PO40J+##17YY | 28PO40J+##**YY | B,E       |
|                       |             | Nylon                   | 810            | 04,09,60,48,57,12         | 27NY40JE##**YY                        | 39NY40JE##17YY | 28NY40JE##**YY |           |
|                       |             | Ironman™                | 1250           | 04,09,60, 48,65,73,12     | 27NX40JB##**YY                        | 39NX40JB##17YY | 28NX40JB##**YY |           |
|                       |             | RokHard™                | 800            | 04,09,62,57,12            | 27HI40JB##**YY                        | 39HI40JB##17YY | 28HI40JB##**YY |           |
|                       |             | BrimStone™              | 800            | 04,09,90                  | 27GN40J+##**YY                        | 39GN40J+##17YY | 28GN40J+##**YY | B,Q       |
|                       |             | Epoxy                   | 800            | 04,09,90                  | 27OV40JQ##**YY                        | 39OV40JQ##17YY | 28OV40JQ##**YY |           |
|                       |             | MaxRok™                 | 800            | 04,09,49,57,12            | 27MA40JB##**YY                        | 39MA40JB##17YY | 28MA40JB##**YY |           |
|                       |             | Phenolic                | 800            | 04,09,60,48,57,12         | 27PH40JB##**YY                        | 39PH40JB##17YY | 28PH40JB##**YY |           |
|                       |             | Straight Sided Phenolic | 1000           | 04,09,60,57,12            | 27PH40TB##**YY                        | 39PH40TB##17YY | 28PH40TB##**YY |           |
|                       |             | High-Temp Phenolic      | 600            | 04,09,90                  | 27HT40JQ##**YY                        | 39HT40JQ##17YY | 28HT40JQ##**YY |           |
|                       |             | Polyon MaxRok™          | 700            | 04,09,60,48,57,12         | 27MU40J+##**YY                        | 39MU40J+##17YY | 28MU40J+##**YY | G,K       |
|                       |             | Polyon AL™              | 800            | 04,09,60,48,57,12         | 27PA40J+##**YY                        | 39PA40J+##17YY | 28PA40J+##**YY | N,R       |
|                       |             | DW-Black                | 470            |                           | 27DW40JLT3**YY                        | 39DW40JLT317YY | 28DW40JLT3**YY |           |
|                       |             | DW-Red                  | 540            |                           | 27DW40JRT3**YY                        | 39DW40JRT317YY | 28DW40JRT3**YY |           |
|                       |             | DW-Blue                 | 960            |                           | 27DW40JBT3**YY                        | 39DW40JBT317YY | 28DW40JBT3**YY |           |
|                       |             | DW-Gray                 | 1000           |                           | 27DW40JGT3**YY                        | 39DW40JGT317YY | 28DW40JGT3**YY |           |
|                       |             | Crown DW-Red            | 540            |                           | 27DW40XRT3**YY                        | 39DW40XRT3**YY | 28DW40XRT3**YY |           |
|                       |             | Crown DW-Blue           | 960            |                           | 27DW40XBT3**YY                        | 39DW40XBT3**YY | 28DW40XBT3**YY |           |
|                       |             | Poly-Pro™               | 500            | 04,09,60,62,48,57,12      | 27PP40J+##**YY                        | 39PP40J+##17YY | 28PP40J+##**YY | D,K,M,U,W |
|                       |             |                         | 600            |                           | 27PP40JP49**YY                        | 39PP40JP4917YY | 28PP40JP49**YY |           |
|                       |             | Polymadic™              | 600            | 04,09,60,49,48,57,12      | 27PM40J+##**YY                        | 39PM40J+##17YY | 28PM40J+##**YY | I,M       |
|                       |             | Polyon™                 | 800            |                           | 27PU40JV63**YY                        | 39PU40JV6317YY | 28PU40JV63**YY |           |
|                       |             |                         | 800            | 04,09,60,48,57,12         | 27PU40J+##**YY                        | 39PU40J+##17YY | 28PU40J+##**YY | G,V       |
|                       |             | EnergySaver Polyon™     | 800            | 04,09,60,48,57,12         | 27SW40JU##**YY                        | 39SW40JU##17YY | 28SW40JU##**YY |           |
|                       |             | PolyFlexon™ Cast        | 700            | 04,09,60,48,57,12         | 27RP40JK##**YY                        | 39RP40JK##17YY | 28RP40JK##**YY |           |
|                       |             | PolyFlexon™             | 900            |                           | 27UA40JO64**YY                        | 39UA40JO6417YY | 28UA40JO64**YY |           |
|                       |             | Ultraflex™              | 900            |                           | 27UX40J+63**YY                        | 39UX40J+6317YY | 28UX40J+63**YY | M,D       |
|                       |             | DuraLastomer™           | 750            | 09,60,48,57,12            | 27SU40JL##**YY                        | 39SU40JL##17YY | 28SU40JL##**YY |           |
|                       |             | Super Elastomer         | 1200           |                           | 27SX40JI64**YY                        | 39SX40JI6417YY | 28SX40JI64**YY |           |
|                       |             | ErgoLastomer™           | 1000           | 04,09,64,57,12            | 27HU40JI##**YY                        | 39HU40JI##17YY | 28HU40JI##**YY |           |
|                       |             | Semi-Steel              | 700            | 04,09,60,48,57,12         | 27SS40JS##**YY                        | 39SS40JS##17YY | 28SS40JS##**YY |           |
|                       |             | Heavy Duty Iron         | 900            | 04,09,60,48,57,12         | 27HS40JS##**YY                        | 39HS40JS##17YY | 28HS40JS##**YY |           |
|                       |             | Ductile                 | 1250           | 04,09,60,63,57,12         | 27DS40JR##**YY                        | 39DS40JR##17YY | 28DS40JR##**YY |           |
|                       |             | Solid Steel             | 1250           | 09,63, B1,B5              | 27MS40JS##**YY                        | 39MS40JS##17YY | 28MS40JS##**YY |           |
|                       |             | EnergySaver Ductile™    | 1250           | 04,60,48,09,B1,B5         | 27CD40JR##**YY                        | 39CD40JR##17YY | 28CD40JR##**YY |           |
| Ironman™ V-Groove     | 1000        |                         | 27NV40JT4P**YY | 39NV40JT4P17YY            | 28NV40JT4P**YY                        |                |                |           |
| MaxRok™ V-Groove      | 800         | 04,09,60,48,57,12       | 27MV40JT##**YY | 39MV40JT##17YY            | 28MV40JT##**YY                        |                |                |           |
| Iron V-Groove         | 600         | 04,09,60,48,57,12       | 27VG40JT##**YY | 39VG40JT##17YY            | 28VG40JT##**YY                        |                |                |           |
| Ductile V-Groove      | 1250        | 04,09,60,48,57, B1, B5  | 27DV40JT##**YY | 39DV40JT##17YY            | 28DV40JT##**YY                        |                |                |           |
| Conductive Ultraflex™ | 500         |                         | 27CX40JL63**YY | 39CX40JL6317YY            | 28CX40JL63**YY                        |                |                |           |



27/28/39 SERIES • CAPACITY 1250

| Wheel Dia             | Tread Width | Wheel Type               | Load Cap.      | Available Bearing Options | Replace + with desired wheel color    |            |            | +Color    |
|-----------------------|-------------|--------------------------|----------------|---------------------------|---------------------------------------|------------|------------|-----------|
|                       |             |                          |                |                           | Replace ## with desired wheel bearing |            |            |           |
|                       |             |                          |                |                           | #27 Series                            | #39 Series | #28 Series |           |
| 4"                    | 2"          | Yoke Only                |                |                           | 27ZZ4AJZ8317YY                        |            |            |           |
|                       |             | Neo-Energizer™           | 500            | 04,09,60,48,57,12         | 27EN4AJB##17YY                        |            |            | A,I       |
|                       |             | Nomadic™                 | 400            | 04,09,60,48,57,12         | 27NM4AJ+##17YY                        |            |            |           |
|                       |             | Rubber on Nylon          | 400            | 04,09,60,48,57,12         | 27NR4AJB##17YY                        |            |            |           |
|                       |             | Rubber on Aluminum       | 400            | 04,09,60,48,57,12         | 27RA4AJB##17YY                        |            |            |           |
|                       |             | Low Profile Rubber       | 300            | 04,09,60,48,57,12         | 27LP4AJB##17YY                        |            |            |           |
|                       |             | Mold-On Rubber           | 400            | 04,09,60,48,57,12         | 27RS4AJB##17YY                        |            |            |           |
|                       |             | Blue Ergo™               | 400            |                           | 27BL4AJL6317YY                        |            |            |           |
|                       |             | Thermo-Pro™              | 300            | 04,09,60,63,48,57,12      | 27TP4AJ+##17YY                        |            |            | A,I,T,Y   |
|                       |             | Polyolefin               | 500            | 04,09,60,63,48,57,12      | 27PO4AJ+##17YY                        |            |            | B,E       |
|                       |             | Nylon                    | 810            | 04,09,60,48,57,12         | 27NY4AJE##17YY                        |            |            |           |
|                       |             | Ironman™                 | 1250           | 40,09,60, 48,65,73,12     | 27NX4AJB##17YY                        |            |            |           |
|                       |             | RokHard™                 | 800            | 04,09,62,57,12            | 27HI4AJB##17YY                        |            |            |           |
|                       |             | BrimStone™               | 800            | 04,09,90                  | 27GN4AJ+##17YY                        |            |            | B,Q       |
|                       |             | Epoxy                    | 800            | 04,09,90                  | 27OV4AJ+##17YY                        |            |            | G,Q       |
|                       |             | MaxRok™                  | 800            | 04,09,49,57,12            | 27MA4AJB##17YY                        |            |            |           |
|                       |             | Phenolic                 | 800            | 04,09,60,48,57,12         | 27PH4AJB##17YY                        |            |            |           |
|                       |             | Phenolic(Straight Sided) | 1000           | 04,09,60,57,12            | 27PH4ATB##17YY                        |            |            |           |
|                       |             | High-Temp Phenolic       | 600            | 04,09,90                  | 27HT4AJQ##17YY                        |            |            |           |
|                       |             | Polygon MaxRok™          | 700            | 04,09,60,48,57,12         | 27MU4AJ+##17YY                        |            |            | G,K       |
|                       |             | Polygon AL™              | 800            | 04,09,60,48,57,12         | 27PA4AJ+##17YY                        |            |            | N,R       |
|                       |             | DW-Black                 | 470            |                           | 27DW4AJLT317YY                        |            |            |           |
|                       |             | DW-Red                   | 540            |                           | 27DW4AJRT317YY                        |            |            |           |
|                       |             | DW-Blue                  | 960            |                           | 27DW4AJBT317YY                        |            |            |           |
|                       |             | DW-Gray                  | 1000           |                           | 27DW4AJGT317YY                        |            |            |           |
|                       |             | Crown DW-Red             | 540            |                           | 27DW4AXRT317YY                        |            |            |           |
|                       |             | Crown DW-Blue            | 960            |                           | 27DW4AXB317YY                         |            |            |           |
|                       |             | Poly-Pro™                | 500            | 04,09,60,62,48,57,12      | 27PP4AJ+##17YY                        |            |            | D,K,M,U,W |
|                       |             |                          | 600            |                           | 27PP4AJP4917YY                        |            |            |           |
|                       |             | Polymadic™               | 600            | 04,09,60,49,48,57,12      | 27PM4AJ+##17YY                        |            |            | I,M       |
|                       |             | Polyon™                  | 800            | 04,09,60,48,57,12         | 27PU4AJ+##17YY                        |            |            | G,V       |
|                       |             |                          | 800            |                           | 27PU4AJV6317YY                        |            |            |           |
|                       |             | EnergySaver Polyon™      | 800            | 04,09,60,48,57,12         | 27SW4AJU##17YY                        |            |            |           |
|                       |             | PolyFlexon™ Cast         | 700            | 04,09,60,48,57,12         | 27RP4AJK##17YY                        |            |            |           |
|                       |             | PolyFlexon™              | 900            |                           | 27UA4AJO6417YY                        |            |            |           |
|                       |             | Ultraflex™               | 900            |                           | 27UX4AJO6317YY                        |            |            |           |
|                       |             | DuraLastomer™            | 750            | 09,60,48,57,12            | 27SU4AJL##17YY                        |            |            |           |
|                       |             | Super Elastomer          | 1200           |                           | 27SX4AJI6417YY                        |            |            |           |
|                       |             | ErgoLastomer™            | 1000           | 04,09,48,60,64,57,12      | 27HU4AJI##17YY                        |            |            |           |
|                       |             | Semi-Steel               | 700            | 04,09,60,48,57,12         | 27SS4AJS##17YY                        |            |            |           |
|                       |             | Heavy Duty Iron          | 900            | 04,09,60,48,57,12         | 27HS4AJS##17YY                        |            |            |           |
|                       |             | Ductile                  | 1250           | 04,09,60,63,57,12         | 27DS4AJR##17YY                        |            |            |           |
|                       |             | Solid Steel              | 1250           | 09,63, B1,B5              | 27MS4AJS##17YY                        |            |            |           |
|                       |             | EnergySaver Ductile™     | 1250           | 04,60,48,09,B1,B5         | 27CD4AJR##17YY                        |            |            |           |
|                       |             | Ironman™ V-Groove        | 1000           |                           | 27NV4AJT4P17YY                        |            |            |           |
| MaxRok™ V-Groove      | 800         | 04,09,60,48,57,12        | 27MV4AJT##17YY |                           |                                       |            |            |           |
| Iron V-Groove         | 600         | 04,09,60,48,57,12        | 27VG4AJT##17YY |                           |                                       |            |            |           |
| Ductile V-Groove      | 1250        | 04,09,60,48,57, B1, B5   | 27DV4AJT##17YY |                           |                                       |            |            |           |
| Conductive Ultraflex™ | 500         |                          | 27CX4AJL6317YY |                           |                                       |            |            |           |





27/28/39 SERIES • CAPACITY 1250

| Wheel Dia             | Tread Width | Wheel Type          | Load Cap.      | Available Bearing Options | Replace + with desired wheel color    |                |                | +Color        |
|-----------------------|-------------|---------------------|----------------|---------------------------|---------------------------------------|----------------|----------------|---------------|
|                       |             |                     |                |                           | Replace ## with desired wheel bearing |                |                |               |
|                       |             |                     |                |                           | #27 Series                            | #39 Series     | #28 Series     |               |
| 5"                    | 1-1/2"      | Yoke Only           |                |                           | 27ZZ50HZ8317YY                        |                | 28ZZ50HZ8317YY |               |
|                       |             | Mold-On Rubber      | 350            | 03,6M,57,12               | 27RS50HB##17YY                        |                | 28RS50HB##17YY |               |
|                       |             | Thermo-Pro™         | 300            | 03,6M,57,12               | 27TP50HI##17YY                        |                | 28TP50HI##17YY |               |
|                       |             | Polyolefin          | 450            | 03,6M,57,90,12            | 27PO50HB##17YY                        |                | 28PO50HB##17YY |               |
|                       |             | Phenolic            | 600            | 03,6M,57,90,12            | 27PH50HB##17YY                        |                | 28PH50HB##17YY |               |
|                       |             | Polyon AL™          | 800            | 03,6M,57,12               | 27PA50H+##17YY                        |                | 28PA50H+##17YY | N,R           |
|                       |             | Poly-Pro™           | 450            | 03,6M,57,12               | 27PP50H+##17YY                        |                | 28PP50H+##17YY | D,K,T,U       |
|                       |             | Polyon™             | 800            | 03, 6M, 57, 12            | 27PU50H+##17YY                        |                | 28PU50H+##17YY | G,V           |
|                       |             | EnergySaver Polyon™ | 800            | 03, 6M, 57, 12            | 27SW50HU##17YY                        |                | 28SW50HU##17YY |               |
|                       |             | BrimStone™          | 800            | 03,90                     | 27GN50HQ##17YY                        |                | 28GN50HQ##17YY |               |
| Semi-Steel            | 600         | 03, 6M, 57, 12      | 27SS50HS##17YY |                           | 28SS50HS##17YY                        |                |                |               |
| 5"                    | 2"          | Yoke Only           |                |                           |                                       | 39ZZ40JZ8317YY | 28ZZ40JZ83**YY |               |
|                       |             | Neo-Energizer™      | 550            | 04,09,60,48,57,12         |                                       | 39EN45JB##17YY | 28EN45JB##**YY |               |
|                       |             | Nomadic™            | 500            | 04,09,60,48,57,12         |                                       | 39NM45J+##17YY | 28NM45J+##**YY | A,B,I         |
|                       |             | Rubber on Nylon     | 450            | 04,09,60,48,57,12         |                                       | 39NR45JB##17YY | 28NR45JB##**YY |               |
|                       |             | Rubber on Aluminum  | 500            | 04,09,60,48,57,12         |                                       | 39RA45JB##17YY | 28RA45JB##**YY |               |
|                       |             | Mold-On Rubber      | 400            | 04,09,60,48,57,12         |                                       | 39RS45JB##17YY | 28RS45JB##**YY |               |
|                       |             | Blue Ergo™          | 400            |                           |                                       | 39BL45JL6317YY | 28BL45JL63**YY |               |
|                       |             | CushEndure™         | 400            |                           |                                       | 39GR45JB1917YY | 28GR45JB19**YY |               |
|                       |             | Thermo-Pro™         | 350            | 04,09,60,48,57,12         |                                       | 39TP45J+##17YY | 28TP45J+##**YY | A,I,T,X,Y,Z   |
|                       |             | Polyolefin          | 650            | 04,09,60,48,57,12         |                                       | 39PO45J+##17YY | 28PO45J+##**YY | B,E           |
|                       |             | Nylon               | 900            | 04,09,60,48,57,12         |                                       | 39NY45JE##17YY | 28NY45JE##**YY |               |
|                       |             | Ironman             | 1250           | 65,73                     |                                       | 39NX45J+##17YY | 28NX45J+##**YY | B,I           |
|                       |             | RokHard™            | 900            | 04,09,62,57,12            |                                       | 39HI45JB##17YY | 28HI45JB##**YY |               |
|                       |             | BrimStone™          | 1000           | 04,09,90                  |                                       | 39GN45J+##17YY | 28GN45J+##**YY | B,Q           |
|                       |             | Epoxy               | 1000           | 04,09,90                  |                                       | 39OV45JQ##17YY | 28OV45JQ##**YY |               |
|                       |             | MaxRok™             | 1000           | 04,09,63,49,57,12         |                                       | 39MA45JB##17YY | 28MA45JB##**YY |               |
|                       |             | Phenolic            | 1000           | 04,09,60,48,57,12         |                                       | 39PH45JB##17YY | 28PH45JB##**YY |               |
|                       |             | Hi-Temp Phenolic    | 750            | 04,09,90                  |                                       | 39HT45JQ##17YY | 28HT45JQ##**YY |               |
|                       |             | Sterollizer™        | 450            |                           |                                       | 39SL45JCB817YY | 28SL45JCB8**YY |               |
|                       |             | Polyon MaxRok™      | 1000           | 04,09,60,63,48,57,12      |                                       | 39MU45J+##17YY | 28MU45J+##**YY | G,K           |
|                       |             | Polyon AL™          | 900            | 04,09,60,48,57,12         |                                       | 39PA45J+##17YY | 28PA45J+##**YY | N,R           |
|                       |             | Polyon-C            | 900            | 04,09,60,48,57,12         |                                       | 39PR45JL##17YY | 28PR45JL##**YY |               |
|                       |             | DW-Black            | 550            |                           |                                       | 39DW45JLT317YY | 28DW45JLT3**YY |               |
|                       |             | DW-Red              | 750            |                           |                                       | 39DW45JRT317YY | 28DW45JRT3**YY |               |
|                       |             | DW-Blue             | 1160           |                           |                                       | 39DW45JBT317YY | 28DW45JBT3**YY |               |
|                       |             | DW-Gray             | 1200           |                           |                                       | 39DW45JGT317YY | 28DW45JGT3**YY |               |
|                       |             | Crown DW-Red        | 750            |                           |                                       | 27DW45XRT317YY | 28DW45XRT317YY |               |
|                       |             | Crown DW-Blue       | 1160           |                           |                                       | 27DW45XBT317YY | 28DW45XBT317YY |               |
|                       |             | Poly-Pro™           | 600            | 04,09,48,60,63,57,12      |                                       | 39PP45J+##17YY | 28PP45J+##**YY | B,C,D,K,M,U,W |
|                       |             |                     | 700            |                           |                                       | 39PP45JP4917YY | 28PP45JP49**YY |               |
|                       |             | Polymadic™          | 750            | 04,09,48,60,63,57,12      |                                       | 39PP45JH6317YY | 28PP45JH63**YY |               |
|                       |             |                     |                |                           |                                       |                |                |               |
|                       |             | Polyon™             | 1100           |                           |                                       | 39PM45J+##17YY | 28PM45J+##**YY | I,M           |
|                       |             |                     | 1100           | 04,09,60,48,57,12         |                                       | 39PU45JV6317YY | 28PU45JV63**YY |               |
|                       |             | Polyon™             | 1100           | 04,09,60,48,57,12         |                                       | 39PU45J+##17YY | 28PU45J+##**YY | G,V           |
|                       |             |                     |                |                           |                                       |                |                |               |
|                       |             | EnergySaver Polyon™ | 1250           | 04,09,60,48,57,12         |                                       | 39SW45JU##17YY | 28SW45JU##**YY |               |
|                       |             | PolyFlexon™ Cast    | 800            | 04,09,60,48,57,12         |                                       | 39RP45JK##17YY | 28RP45JK##**YY |               |
|                       |             | PolyFlexon™         | 900            |                           |                                       | 39UA45JO6417YY | 28UA45JO64**YY |               |
|                       |             | Ultraflex™          | 900            |                           |                                       | 39UX45JO6417YY | 28UX45JO64**YY | M,D           |
| D-Polyon              | 900         |                     |                | 39UD45JL6417YY            | 28UD45JL64**YY                        |                |                |               |
| DuraLastomer™         | 900         | 09,60,48,57,12      |                | 39SU45JL##17YY            | 28SU45JL##**YY                        |                |                |               |
| Super Elastomer       | 1200        | 04,09,64,57,12      |                | 39SX45JI##17YY            | 28SX45JI##**YY                        |                |                |               |
| ErgoLastomer™         | 1250        | 04,09,64,57,12      |                | 39HU45JI##17YY            | 28HU45JI##**YY                        |                |                |               |
| Semi-Steel            | 1000        | 04,09,60,48,57,12   |                | 39SS45JS##17YY            | 28SS45JS##**YY                        |                |                |               |
| Heavy Duty Iron       | 1200        | 04,09,60,63,57,12   |                | 39HS45JS##17YY            | 28HS45JS##**YY                        |                |                |               |
| Ductile               | 1250        | 04,09,60,63,B1,B5   |                | 39DS45JR##17YY            | 28DS45JR##**YY                        |                |                |               |
| Forged Steel          | 1250        | 02,09,60,B1,B5      |                | 39FS45JS##17YY            | 28FS45JS##**YY                        |                |                |               |
| EnergySaver Ductile™  | 1250        | 04,09,60,48,B1,B5   |                | 39CD45JR##17YY            | 28CD45JR##**YY                        |                |                |               |
| Iron V-Groove         | 900         | 04,09,60,48,57,12   |                | 39VG45JT##17YY            | 28VG45JT##**YY                        |                |                |               |
| Conductive Nylon      | 630         | 04,09,60,48,57,12   |                | 27CY45JH##**YY            | 39CY45JH##17YY                        | 28CY45JH##**YY |                |               |
| Conductive Ultraflex™ | 540         |                     |                | 27CX45JL64**YY            | 39CX45JL6417YY                        | 28CX45JL64**YY |                |               |



27/28/39 SERIES • CAPACITY 1250

| Wheel Dia             | Tread Width | Wheel Type           | Load Cap.      | Available Bearing Options | Replace + with desired wheel color    |                |                | +Color        |
|-----------------------|-------------|----------------------|----------------|---------------------------|---------------------------------------|----------------|----------------|---------------|
|                       |             |                      |                |                           | Replace ## with desired wheel bearing |                |                |               |
|                       |             |                      |                |                           | #27 Series                            | #39 Series     | #28 Series     |               |
| 5"                    | 2"          | Yoke Only            |                |                           | 27ZZ50JZ83**YY                        | 39ZZ50JZ8317YY | 28ZZ50JZ83**YY |               |
|                       |             | Neo-Energizer™       | 550            | 04,09,60,48,57,12         | 27EN50JB##**YY                        | 39EN50JB##17YY | 28EN50JB##**YY |               |
|                       |             | Nomadic™             | 500            | 04,09,60,48,57,12         | 27NM50J+##**YY                        | 39NM50J+##17YY | 28NM50J+##**YY | A,I           |
|                       |             | Rubber on Nylon      | 450            | 04,09,60,48,57,12         | 27NR50JB##**YY                        | 39NR50JB##17YY | 28NR50JB##**YY |               |
|                       |             | Rubber on Aluminum   | 500            | 04,09,60,48,57,12         | 27RA50JB##**YY                        | 39RA50JB##17YY | 28RA50JB##**YY |               |
|                       |             | Mold-On Rubber       | 400            | 04,09,60,48,57,12         | 27RS50JB##**YY                        | 39RS50JB##17YY | 28RS50JB##**YY |               |
|                       |             | Blue Ergo™           | 400            |                           | 27BL50JL63**YY                        | 39BL50JL6317YY | 28BL50JL63**YY |               |
|                       |             | CushEndure™          | 400            |                           | 27GR50JB19**YY                        | 39GR50JB1917YY | 28GR50JB19**YY |               |
|                       |             | Thermo-Pro™          | 350            | 04,09,60,48,57,12         | 27TP50J+##**YY                        | 39TP50J+##17YY | 28TP50J+##**YY | A,I,T,X,Y,Z   |
|                       |             | Xtreme Wheel         | 250            | 03                        | 27LS50JA62**YY                        | 39LS50JA62**YY | 28LS50JA62**YY |               |
|                       |             | Polyolefin           | 650            | 04,09,60,48,57,12         | 27PO50J+##**YY                        | 39PO50J+##17YY | 28PO50J+##**YY | B,E           |
|                       |             | Nylon                | 900            | 04,09,60,48,57,12         | 27NY50JE##**YY                        | 39NY50JE##17YY | 28NY50JE##**YY |               |
|                       |             | Ironman              | 1250           | 65,73                     | 27NX50J+##**YY                        | 39NX50J+##17YY | 28NX50J+##**YY | B,I           |
|                       |             | RokHard™             | 900            | 04,09,62,57,12            | 27HI50JB##**YY                        | 39HI50JB##17YY | 28HI50JB##**YY |               |
|                       |             | BrimStone™           | 1000           | 04,09,90                  | 27GN50J+##**YY                        | 39GN50J+##17YY | 28GN50J+##**YY | B,Q           |
|                       |             | Epoxy                | 1000           | 04,09,90                  | 27OV50JQ##**YY                        | 39OV50JQ##17YY | 28OV50JQ##**YY |               |
|                       |             | MaxRok™              | 1000           | 04,09,63,49,57,12         | 27MA50JB##**YY                        | 39MA50JB##17YY | 28MA50JB##**YY |               |
|                       |             | Phenolic             | 1000           | 04,09,60,48,57,12         | 27PH50JB##**YY                        | 39PH50JB##17YY | 28PH50JB##**YY |               |
|                       |             | Hi-Temp Phenolic     | 750            | 04,09,90                  | 27HT50JQ##**YY                        | 39HT50JQ##17YY | 28HT50JQ##**YY |               |
|                       |             | Sterollizer™         | 450            |                           | 27SL50JCB8**YY                        | 39SL50JCB817YY | 28SL50JCB8**YY |               |
|                       |             | Polygon MaxRok™      | 1000           | 04,09,60,63,48,57,12      | 27MU50J+##**YY                        | 39MU50J+##17YY | 28MU50J+##**YY | G,K           |
|                       |             | Polygon AL™          | 900            | 04,09,60,48,57,12         | 27PA50J+##**YY                        | 39PA50J+##17YY | 28PA50J+##**YY | N,R           |
|                       |             | Polygon-C            | 900            | 04,09,60,48,57,12         | 27PR50JL##**YY                        | 39PR50JL##17YY | 28PR50JL##**YY |               |
|                       |             | DW-Black             | 550            |                           | 27DW50JLT3**YY                        | 39DW50JLT317YY | 28DW50JLT3**YY |               |
|                       |             | DW-Red               | 750            |                           | 27DW50JRT3**YY                        | 39DW50JRT317YY | 28DW50JRT3**YY |               |
|                       |             | DW-Blue              | 1160           |                           | 27DW50JBT3**YY                        | 39DW50JBT317YY | 28DW50JBT3**YY |               |
|                       |             | DW-Gray              | 1200           |                           | 27DW50JGT3**YY                        | 39DW50JGT317YY | 28DW50JGT3**YY |               |
|                       |             | Crown DW-Red         | 750            |                           | 27DW50XRT317YY                        | 39DW50XRT317YY | 28DW50XRT317YY |               |
|                       |             | Crown DW-Blue        | 1160           |                           | 27DW50XBT317YY                        | 39DW50XBT317YY | 28DW50XBT317YY |               |
|                       |             | Poly-Pro™            | 600            | 04,09,48,60,63,57,12      | 27PP50J+##**YY                        | 39PP50J+##17YY | 28PP50J+##**YY | B,C,D,K,M,U,W |
|                       |             |                      | 700            |                           | 27PP50JP49**YY                        | 39PP50JP4917YY | 28PP50JP49**YY |               |
|                       |             | Polymadic™           | 750            | 04,09,48,60,63,57,12      | 27PP50JH63**YY                        | 39PP50JH6317YY | 28PP50JH63**YY |               |
|                       |             |                      | 1100           |                           | 27PM50J+##**YY                        | 39PM50J+##17YY | 28PM50J+##**YY | I,M           |
|                       |             | Polyon™              | 1100           |                           | 27PU50JV63**YY                        | 39PU50JV6317YY | 28PU50JV63**YY |               |
|                       |             |                      | 1100           | 04,09,60,48,57,12         | 27PU50J+##**YY                        | 39PU50J+##17YY | 28PU50J+##**YY | G,V           |
|                       |             | EnergySaver Polyon™  | 1250           | 04,09,60,48,57,12         | 27SW50JU##**YY                        | 39SW50JU##17YY | 28SW50JU##**YY |               |
|                       |             | PolyFlexon™ Cast     | 800            | 04,09,60,48,57,12         | 27RP50JK##**YY                        | 39RP50JK##17YY | 28RP50JK##**YY |               |
|                       |             | PolyFlexon™          | 900            |                           | 27UA50JO64**YY                        | 39UA50JO6417YY | 28UA50JO64**YY |               |
|                       |             | Ultraflex™           | 900            |                           | 27UX50J+64**YY                        | 39UX50J+6417YY | 28UX50J+64**YY | M,D           |
|                       |             | D-Polygon            | 900            |                           | 27UD50JL64**YY                        | 39UD50JL6417YY | 28UD50JL64**YY |               |
|                       |             | DuraLastomer™        | 900            | 09,60,48,57,12            | 27SU50JL##**YY                        | 39SU50JL##17YY | 28SU50JL##**YY |               |
|                       |             | Super Elastomer      | 1200           | 04,09,64,57,12            | 27SX50JI##**YY                        | 39SX50JI##17YY | 28SX50JI##**YY |               |
|                       |             | ErgoLastomer™        | 1250           | 04,09,64,57,12            | 27HU50JI##**YY                        | 39HU50JI##17YY | 28HU50JI##**YY |               |
|                       |             | Semi-Steel           | 1000           | 04,09,60,48,57,12         | 27SS50JS##**YY                        | 39SS50JS##17YY | 28SS50JS##**YY |               |
|                       |             | Heavy Duty Iron      | 1200           | 04,09,60,63,57,12         | 27HS50JS##**YY                        | 39HS50JS##17YY | 28HS50JS##**YY |               |
| Ductile               | 1250        | 04,09,60,63,B1,B5    | 27DS50JR##**YY | 39DS50JR##17YY            | 28DS50JR##**YY                        |                |                |               |
| Forged Steel          | 1250        | 02,09,60,B1,B5       | 27FS50JS##**YY | 39FS50JS##17YY            | 28FS50JS##**YY                        |                |                |               |
| EnergySaver Ductile™  | 1250        | 04,09,60,48,B1,B5    | 27CD50JR##**YY | 39CD50JR##17YY            | 28CD50JR##**YY                        |                |                |               |
| Iron V-Groove         | 900         | 04,09,60,48,57,12    | 27VG50JT##**YY | 39VG50JT##17YY            | 28VG50JT##**YY                        |                |                |               |
| Conductive Nylon      | 630         | 04,09,60,48,57,12    | 27CY50JH##**YY | 39CY50JH##17YY            | 28CY50JH##**YY                        |                |                |               |
| Conductive Ultraflex™ | 540         |                      | 27CX50JL64**YY | 39CX50JL6417YY            | 28CX50JL64**YY                        |                |                |               |
| 6"                    | 1-1/2"      | Yoke Only            |                |                           | 27ZZ60HZ8317YY                        |                | 28ZZ60HZ8317YY |               |
|                       |             | Mold-On Rubber       | 450            | 03,6M,57,12               | 27RS60HB##17YY                        |                | 28RS60HB##17YY |               |
|                       |             | Thermo-Pro™          | 375            | 03,6M,57,12               | 27TP60HI##17YY                        |                | 28TP60HI##17YY |               |
|                       |             | Polyolefin           | 400            | 03,6M,57,12               | 27PO60H+##17YY                        |                | 28PO60H+##17YY | B,E           |
|                       |             | Phenolic             | 800            | 03,6M,57,12               | 27PH60HB##17YY                        |                | 28PH60HB##17YY |               |
|                       |             | Polygon AL™          | 900            | 03,6M                     | 27PA60H+##17YY                        |                | 28PA60H+##17YY | N,R           |
|                       |             | Poly-Pro™            | 600            | 03,6M,57,12               | 27PP60H+##17YY                        |                | 28PP60H+##17YY | K,T,U         |
|                       |             | Polygon™             | 800            | 03,6M,57,12               | 27PU60H+##17YY                        |                | 28PU60H+##17YY | G,V           |
|                       |             | EnergySaver Polyon™  | 850            | 03,6M,57,12               | 27SW60HU##17YY                        |                | 28SW60HU##17YY |               |
|                       |             | Semi-Steel           | 700            | 03,6M,57,12               | 27SS60HS##17YY                        |                | 28SS60HS##17YY |               |
|                       | 1-13/16"    | Solid Steel V-Groove | 1250           |                           | 27SV60IT1417YY                        |                | 28SV60IT1417YY |               |



27/28/39 SERIES • CAPACITY 1250

| Wheel Dia             | Tread Width | Wheel Type              | Load Cap.      | Available Bearing Options | Replace + with desired wheel color    |                                |                 | +Color      |
|-----------------------|-------------|-------------------------|----------------|---------------------------|---------------------------------------|--------------------------------|-----------------|-------------|
|                       |             |                         |                |                           | Replace ## with desired wheel bearing |                                |                 |             |
|                       |             |                         |                |                           | #27 Series                            | #39 Series                     | #28 Series      |             |
| 6"                    | 2"          | Yoke Only               |                |                           | 27ZZ60JZ83**YY                        | 39ZZ60JZ8317YY                 | 28ZZ60JZ83**YY  |             |
|                       |             | Neo-Energizer™          | 600            | 04, 09,64, 57, 12         | 27EN60JB##**YY                        | 39EN60JB##17YY                 | 28EN60JB##**YY  |             |
|                       |             | Pneumatic               | 200            |                           | 27FP60JB60**YY                        | 39FP60JB6017YY                 | 28FP60JB60**YY  |             |
|                       |             | Foam Filled             | 200            |                           | 27FF60JB60**YY                        | 39FF60JB6017YY                 | 28FF60JB60**YY  |             |
|                       |             | Ever-Roll™              | 150            |                           | 27ER60J+60**YY                        | 39ER60J+6017YY                 | 28ER60J+60**YY  | B,I         |
|                       |             | Nomadic™                | 600            | 04,09,48,60,57, 12        | 27NM60J+###**YY                       | 39NM60J+##17YY                 | 28NM60J+###**YY | A,I         |
|                       |             | Rubber on Nylon         | 550            | 04,09,48,60,57,12         | 27NR60JB##**YY                        | 39NR60JB##17YY                 | 28NR60JB##**YY  |             |
|                       |             | Dura Cushion™           | 350            | 04,09,63,57, 12           | 27BC60J+##**YY                        | 39BC60J+##17YY                 | 28BC60J+##**YY  | X,Z         |
|                       |             | Eco-Rubber              | 350            |                           | 27SN60JB53**YY                        | 39SN60JB5317YY                 | 28SN60JB53**YY  |             |
|                       |             | Rubber on Aluminum      | 550            | 04,09,48,60,57,12         | 27RA60JB##**YY                        | 39RA60JB##17YY                 | 28RA60JB##**YY  |             |
|                       |             | Mold-On Rubber          | 550            | 04,09,48,60,57,12         | 27RS60JB##**YY                        | 39RS60JB##17YY                 | 28RS60JB##**YY  |             |
|                       |             | Supreme Rubber          | 700            | 04,09,48,60,57,12         | 27RH60JS##**YY                        | 39RH60JS##17YY                 | 28RH60JS##**YY  |             |
|                       |             | Blue Ergo™              | 550            |                           | 27BL60JL63**YY                        | 39BL60JL6317YY                 | 28BL60JL63**YY  |             |
|                       |             | Thermo-Pro™             | 500            | 04,09,60,63,48,57,12      | 27TP60J+##**YY                        | 39TP60J+##17YY                 | 28TP60J+##**YY  | A,I,T,X,Y,Z |
|                       |             | Xtreme Wheel            | 350            | 04                        | 27LS60JA62**YY                        | 39LS60JA62**YY                 | 28LS60JA62**YY  |             |
|                       |             | Polyolefin              | 700            | 04,09,60,53,P3,48,57,12   | 27PO60J+##**YY                        | 39PO60J+##17YY                 | 28PO60J+##**YY  | B,E         |
|                       |             | Nylon                   | 1000           | 04,09,63,57,12            | 27NY60JE##**YY                        | 39NY60JE##17YY                 | 28NY60JE##**YY  |             |
|                       |             | Ironman                 | 1250           | 65, 73                    | 27NX60JB##**YY                        | 39NX60JB##17YY                 | 28NX60JB##**YY  |             |
|                       |             | RokHard™                | 1000           | 04,09,48,60,57,12         | 27HI60JB##**YY                        | 39HI60JB##17YY                 | 28HI60JB##**YY  |             |
|                       |             | BrimStone™              | 1100           | 04,09,60,90               | 27GN60J+##**YY                        | 39GN60J+##17YY                 | 28GN60J+##**YY  | B,Q         |
|                       |             | Epoxy                   | 1100           | 04,09,90                  | 27OV60JQ##**YY                        | 39OV60JQ##17YY                 | 28OV60JQ##**YY  |             |
|                       |             | MaxRok™                 | 1200           | 04,09,63,57,12            | 27MA60JB##**YY                        | 39MA60JB##17YY                 | 28MA60JB##**YY  |             |
|                       |             | Phenolic                | 1200           |                           | 27PH60JB##**YY                        | 39PH60JB##17YY                 | 28PH60JB##**YY  |             |
|                       |             | Straight-Sided Phenolic | 1250           | 04,09,48,60,57,12         | 27PH60TB##**YY                        | 39PH60TB##17YY                 | 28PH60TB##**YY  |             |
|                       |             | High-Temp Phenolic      | 900            | 04,09,90                  | 27HT60JQ##**YY                        | 39HT60JQ##17YY                 | 28HT60JQ##**YY  |             |
|                       |             | Poly MaxRok™            | 1200           | 04,09,48,60,57,12         | 27MU60J+##**YY                        | 39MU60J+##17YY                 | 28MU60J+##**YY  | G,K         |
|                       |             | Polyon AL™              | 1200           | 04,09,48,60,57,12         | 27PA60J+##**YY                        | 39PA60J+##17YY                 | 28PA60J+##**YY  | N,R         |
|                       |             | Polyon-C                | 1200           | 04,09,48,60,57,12         | 27PR60JL##**YY                        | 39PR60JL##17YY                 | 28PR60JL##**YY  |             |
|                       |             | DW-Black                | 700            |                           | 27DW60JLT3**YY                        | 39DW60JLT317YY                 | 28DW60JLT3**YY  |             |
|                       |             | DW-Red                  | 960            |                           | 27DW60JRT3**YY                        | 39DW60JRT317YY                 | 28DW60JRT3**YY  |             |
|                       |             | DW-Blue                 | 1250           |                           | 27DW60JBT3**YY                        | 39DW60JBT317YY                 | 28DW60JBT3**YY  |             |
|                       |             | DW-Gray                 | 1250           |                           | 27DW60JGT3**YY                        | 39DW60JGT317YY                 | 28DW60JGT3**YY  |             |
|                       |             | Crown DW-Red            | 960            |                           | 27DW60XRT317YY                        | 39DW60XRT317YY                 | 28DW60XRT317YY  |             |
|                       |             | Crown DW-Blue           | 1250           |                           | 27DW60XBT317YY                        | 39DW60XBT317YY                 | 28DW60XBT317YY  |             |
|                       |             | Poly-Pro™               | 720            | 04,09,48,60,63,57,12      | 27PP60J+##**YY                        | 39PP60J+##17YY                 | 28PP60J+##**YY  | D,I,K,M,U,W |
|                       |             |                         | 900            |                           | 27PP60JP49**YY                        | 39PP60JP4917YY                 | 28PP60JP49**YY  |             |
|                       |             |                         |                |                           | 27PP60JH63**YY                        | 39PP60JH6317YY                 | 28PP60JH63**YY  |             |
|                       |             | Polymadic™              | 900            | 04,09,48,60,63,57,12      | 27PM60J+##**YY                        | 39PM60J+##17YY                 | 28PM60J+##**YY  | I,M         |
|                       |             | Polyon™                 | 1200           |                           | 27PU60JV63**YY                        | 39PU60JV6317YY                 | 28PU60JV63**YY  |             |
|                       |             |                         |                | 04,09,48,60,57,12         | 27PU60J+##**YY                        | 39PU60J+##17YY                 | 28PU60J+##**YY  | G,V         |
|                       |             | EnergySaver Polyon™     | 1250           | 04,09,63,57,12            | 27SW60JU##**YY                        | 39SW60JU##17YY                 | 28SW60JU##**YY  |             |
|                       |             | PolyFlexon™ Cast        | 900            | 04,09,63,57,12            | 27RP60JK##**YY                        | 39RP60JK##17YY                 | 28RP60JK##**YY  |             |
|                       |             | PolyFlexon™             | 900            |                           | 27UA60J+64**YY                        | 39UA60J+6417YY                 | 28UA60J+64**YY  | N,O         |
|                       |             | D-Polyon                | 1000           |                           | 27UD60JL64**YY                        | 39UD60JL6417YY                 | 28UD60JL64**YY  |             |
|                       |             | Ultraflex™              | 1000           |                           | 27UX60J+64**YY                        | 39UX60J+6417YY                 | 28UX60J+64**YY  | M,O         |
| Champion              | 1200        |                         | 27CP60JN64**YY | 39CP60JN6417YY            | 28CP60JN64**YY                        |                                |                 |             |
| DuraLastomer™         | 1000        | 09,48,60,57,12          | 27SU60JL##**YY | 39SU60JL##17YY            | 28SU60JL##**YY                        |                                |                 |             |
| Super Elastomer       | 1250        |                         | 27SX60JI64**YY | 39SX60JI6417YY            | 28SX60JI64**YY                        |                                |                 |             |
| ErgoLastomer™         | 1250        | 04,09,48,60,64,57,12    | 27HU60JI##**YY | 39HU60JI##17YY            | 28HU60JI##**YY                        |                                |                 |             |
| Titan™ Polymer        | 1250        |                         | 27PX60JO63**YY | 39PX60JO6317YY            | 28PX60JO63**YY                        |                                |                 |             |
| Conquer™              | 1200        |                         | 27CQ60JR64**YY | 39CQ60JR64**YY            | 28CQ60JR64**YY                        |                                |                 |             |
|                       | 1200        |                         | 27CQ60JL64**YY | 39CQ60JL64**YY            | 28CQ60JL64**YY                        |                                |                 |             |
| Semi-Steel            | 1200        | 04,09,48,60,57,12       | 27SS60JS##**YY | 39SS60JS##17YY            | 28SS60JS##**YY                        |                                |                 |             |
| Heavy Duty Iron       | 1250        | 04,09,60,63,57,12       | 27HS60JS##**YY | 39HS60JS##17YY            | 28HS60JS##**YY                        | S=Flat Tread;<br>X=Crown Tread |                 |             |
|                       |             | 04,09,60,48,57,12       | 27HS60JX##**YY | 39HS60JX##17YY            | 28HS60JX##**YY                        |                                |                 |             |
| Ductile               | 1250        | 04,09,60,73,63,B1,B5    | 27DS60JR##**YY | 39DS60JR##17YY            | 28DS60JR##**YY                        |                                |                 |             |
| EnergySaver Ductile™  | 1250        | 04,09,48, 60,73,B1,B5   | 27CD60JR##**YY | 39CD60JR##17YY            | 28CD60JR##**YY                        |                                |                 |             |
| Forged Steel          | 1250        | 04,09,73,63,B1,B5       | 27FS60JS##**YY | 39FS60JS##17YY            | 28FS60JS##**YY                        | S=Flat Tread;<br>X=Crown Tread |                 |             |
|                       |             |                         | 27FS60JX4P**YY | 39FS60JX4P17YY            | 28FS60JX4P**YY                        |                                |                 |             |
| Ironman™ V-Groove     | 1000        |                         | 27NV60JT4P**YY | 39NV60JT4P17YY            | 28NV60JT4P**YY                        |                                |                 |             |
| Iron V-Groove         | 1000        | 04,09,48,60,57,12       | 27VG60JT##**YY | 39VG60JT##17YY            | 28VG60JT##**YY                        |                                |                 |             |
| Ductile V-Groove      | 1250        | 04,09,57,12,63,B1,B5    | 27DV60JT##**YY | 39DV60JT##17YY            | 28DV60JT##**YY                        |                                |                 |             |
| Conductive Nylon      | 700         |                         | 27CY60JI62**YY | 39CY60JI6217YY            | 28CY60JI62**YY                        |                                |                 |             |
| Conductive Ultraflex™ | 600         |                         | 27CX60JL64**YY | 39CX60JL6417YY            | 28CX60JL64**YY                        |                                |                 |             |
| 7"                    | 2"          | Eco-Rubber              | 350            |                           | 27SN67JB5317YY                        | 39SN67JB5317YY                 | 28SN67JB5317YY  |             |

The Ever-Roll is not designed to sit with a load.



| Wheel Dia            | Tread Width | Wheel Type              | Load Cap.      | Available Bearing Options | Replace + with desired wheel color    |                                |                | +Color      |
|----------------------|-------------|-------------------------|----------------|---------------------------|---------------------------------------|--------------------------------|----------------|-------------|
|                      |             |                         |                |                           | Replace ## with desired wheel bearing |                                |                |             |
|                      |             |                         |                |                           | #27 Series                            | #39 Series                     | #28 Series     |             |
| 6"                   | 2"          | Yoke Only               |                |                           | 27ZZ61JZ8317YY                        |                                | 28ZZ61JZ8317YY |             |
|                      |             | Neo-Energizer™          | 600            | 04, 09, 64, 57, 12        | 27EN61JB##17YY                        |                                | 28EN61JB##17YY |             |
|                      |             | Pneumatic               | 200            |                           | 27FP61JB6017YY                        |                                | 28FP61JB6017YY |             |
|                      |             | Foam Filled             | 200            |                           | 27FF61JB6017YY                        |                                | 28FF61JB6017YY |             |
|                      |             | Ever-Roll™              | 200            |                           | 27ER61J+6017YY                        |                                | 28ER61J+6017YY | B,I         |
|                      |             | Nomadic™                | 600            | 04,09,48,60,57,12         | 27NM61J+##17YY                        |                                | 28NM61J+##17YY | A,I         |
|                      |             | Rubber on Nylon         | 550            | 04,09,48,60,57,12         | 27NR61JB##17YY                        |                                | 28NR61JB##17YY |             |
|                      |             | Dura Cushion™           | 350            | 04,09,63,57,12            | 27BC61J+##17YY                        |                                | 28BC61J+##17YY | X,Z         |
|                      |             | Eco-Rubber              | 350            |                           | 27SN61JB5317YY                        |                                | 28SN61JB5317YY |             |
|                      |             | Rubber on Aluminum      | 550            | 04,09,48,60,57,12         | 27RA61JB##17YY                        |                                | 28RA61JB##17YY |             |
|                      |             | Mold-On Rubber          | 550            | 04,09,48,60,57,12         | 27RS61JB##17YY                        |                                | 28RS61JB##17YY |             |
|                      |             | Supreme Rubber          | 700            | 04,09,48,60,57,12         | 27RH61JS##17YY                        |                                | 28RH61JS##17YY |             |
|                      |             | Blue Ergo™              | 550            |                           | 27BL61JL6317YY                        |                                | 28BL61JL6317YY |             |
|                      |             | Thermo-Pro™             | 500            | 04,09,60,63,48,57,12      | 27TP61J+##17YY                        |                                | 28TP61J+##17YY | A,I,T,X,Y,Z |
|                      |             | Polyolefin              | 700            | 04,09,60,53,P3,48,57,12   | 27PO61J+##17YY                        |                                | 28PO61J+##17YY | B,E         |
|                      |             | Nylon                   | 1000           | 04,09,63,57,12            | 27NY61JE##17YY                        |                                | 28NY61JE##17YY |             |
|                      |             | Ironman                 | 1250           | 65, 73                    | 27NX61JB##17YY                        |                                | 28NX61JB##17YY |             |
|                      |             | RokHard™                | 1000           | 04,09,48,60,57,12         | 27HI61JB##17YY                        |                                | 28HI61JB##17YY |             |
|                      |             | BrimStone™              | 1100           | 04,09,60,90               | 27GN61JQ##17YY                        |                                | 28GN61JQ##17YY |             |
|                      |             | Epoxy                   | 1100           | 04,09,90                  | 27OV61JQ##17YY                        |                                | 28OV61JQ##17YY |             |
|                      |             | MaxRok™                 | 1200           | 04,09,63,57,12            | 27MA61JB##17YY                        |                                | 28MA61JB##17YY |             |
|                      |             | Phenolic                | 1200           |                           | 27PH61JB##17YY                        |                                | 28PH61JB##17YY |             |
|                      |             | Straight-sided Phenolic | 1250           | 04,09,48,60,57,12         | 27PH61TB##17YY                        |                                | 28PH61TB##17YY |             |
|                      |             | High-Temp Phenolic      | 900            | 04,09,90                  | 27HT61JQ##17YY                        |                                | 28HT61JQ##17YY |             |
|                      |             | Poly MaxRok™            | 1200           | 04,09,48,60,57,12         | 27MU61J+##17YY                        |                                | 28MU61J+##17YY | G,K         |
|                      |             | Polyon AL™              | 1200           | 04,09,48,60,57,12         | 27PA61J+##17YY                        |                                | 28PA61J+##17YY | N,R         |
|                      |             | Polyon-C                | 1200           | 04,09,48,60,57,12         | 27PR61JL##17YY                        |                                | 28PR61JL##17YY |             |
|                      |             | DW-Black                | 700            |                           | 27DW61JLT317YY                        |                                | 28DW61JLT317YY |             |
|                      |             | DW-Red                  | 960            |                           | 27DW61JRT317YY                        |                                | 28DW61JRT317YY |             |
|                      |             | DW-Blue                 | 1250           |                           | 27DW61JBT317YY                        |                                | 28DW61JBT317YY |             |
|                      |             | DW-Gray                 | 1250           |                           | 27DW61JGT317YY                        |                                | 28DW61JGT317YY |             |
|                      |             | Crown DW-Red            | 960            |                           | 27DW61XRT317YY                        |                                | 28DW61XRT317YY |             |
|                      |             | Crown DW-Blue           | 1250           |                           | 27DW61XBT317YY                        |                                | 28DW61XBT317YY |             |
|                      |             | Poly-Pro™               | 720            | 04,09,48,60,63,57,12      | 27PP61J+##17YY                        |                                | 28PP61J+##17YY | D,I,K,M,W,U |
|                      |             |                         | 900            |                           | 27PP61JP4917YY                        |                                | 28PP61JP4917YY |             |
|                      |             | Polymadic™              | 900            | 04,09,48,60,63,57,12      | 27PP61JH6317YY                        |                                | 28PP61JH6317YY |             |
|                      |             |                         |                |                           | 27PM61J+##17YY                        |                                | 28PM61J+##17YY | I,M         |
|                      |             | Polyon™                 | 1200           |                           | 27PU61JV6317YY                        |                                | 28PU61JV6317YY |             |
|                      |             |                         |                | 04,09,48,60,57,12         | 27PU61J+##17YY                        |                                | 28PU61J+##17YY | G,V         |
|                      |             | EnergySaver Polyon™     | 1250           | 04,09,63,57,12            | 27SW61JU##17YY                        |                                | 28SW61JU##17YY |             |
|                      |             | PolyFlexon™ Cast        | 900            | 04,09,63,57,12            | 27RP61JK##17YY                        |                                | 28RP61JK##17YY |             |
|                      |             | PolyFlexon™             | 900            |                           | 27UA61J+6417YY                        |                                | 28UA61J+6417YY | N,O         |
|                      |             | D-Polyon                | 1000           |                           | 27UD61JL6417YY                        |                                | 28UD61JL6417YY |             |
|                      |             | Ultraflex™              | 1000           |                           | 27UX61JO6417YY                        |                                | 28UX61JO6417YY |             |
|                      |             | Champion                | 1200           |                           | 27CP61JN6417YY                        |                                | 28CP61JN6417YY |             |
|                      |             | DuraLastomer™           | 1000           | 09,48,60,57,12            | 27SU61JL##17YY                        |                                | 28SU61JL##17YY |             |
|                      |             | Super Elastomer         | 1250           |                           | 27SX61JI6417YY                        |                                | 28SX61JI6417YY |             |
|                      |             | ErgoLastomer™           | 1250           | 04,09,48,60,64,57,12      | 27HU61JI##17YY                        |                                | 28HU61JI##17YY |             |
|                      |             | Titan™ Plymer           | 1250           |                           | 27PX61JO6317YY                        |                                | 28PX61JO6317YY |             |
|                      |             | Conquer™                | 1200           |                           | 27CQ61JR6417YY                        |                                | 28CQ61JR6417YY |             |
| 1200                 |             |                         | 27CQ61JL6417YY |                           | 28CQ61JL6417YY                        |                                |                |             |
| Semi-Steel           | 1200        | 04,09,48,60,57,12       | 27SS61JS##17YY |                           | 28SS61JS##17YY                        |                                |                |             |
| Heavy Duty Iron      | 1250        | 04,09,60,63,57,12       | 27HS61JS##17YY |                           | 28HS61JS##17YY                        | S=Flat Tread;<br>X=Crown Tread |                |             |
|                      |             | 09,48,60,57,12          | 27HS61JX##17YY |                           | 28HS61JX##17YY                        |                                |                |             |
| Ductile              | 1250        | 04,09,60,73,63,B1,B5    | 27DS61JR##17YY |                           | 28DS61JR##17YY                        |                                |                |             |
| EnergySaver Ductile™ | 1250        | 04,09,48, 60,73,B1,B5   | 27CD61JR##17YY |                           | 28CD61JR##17YY                        |                                |                |             |
| Forged Steel         | 1250        | 04,09,73,63,B1,B5       | 27FS61JS##17YY |                           | 28FS61JS##17YY                        | S=Flat Tread;<br>X=Crown Tread |                |             |
|                      |             |                         | 27FS61JX4P17YY |                           | 28FS61JX4P17YY                        |                                |                |             |
| Ironman™ V-Groove    | 1000        |                         | 27NV61JT4P17YY |                           | 28NV61JT4P17YY                        |                                |                |             |
| Iron V-Groove        | 1000        | 04,09,48,60,57,12       | 27VG61JT##17YY |                           | 28VG61JT##17YY                        |                                |                |             |
| Ductile V-Groove     | 1250        | 04,09,57,12,63,B1,B5    | 27DV61JT##17YY |                           | 28DV61JT##17YY                        |                                |                |             |
| Conductive Nylon     | 700         |                         | 27CY61JI6217YY |                           | 28CY61JI6217YY                        |                                |                |             |
| Conductive Ultrflex™ | 600         |                         | 27CX61JL6417YY |                           | 28CX61JL6417YY                        |                                |                |             |



27/28/39 SERIES • CAPACITY 1250

| Wheel Dia             | Tread Width       | Wheel Type          | Load Cap.      | Available Bearing Options  | Replace + with desired wheel color    |                |                | +Color                         |
|-----------------------|-------------------|---------------------|----------------|----------------------------|---------------------------------------|----------------|----------------|--------------------------------|
|                       |                   |                     |                |                            | Replace ## with desired wheel bearing |                |                |                                |
|                       |                   |                     |                |                            | #27 Series                            | #39 Series     | #28 Series     |                                |
| 8"                    | 2"                |                     |                | Yoke Only                  | 27ZZ80JZ83**YY                        | 39ZZ80JZ8317YY | 28ZZ80JZ83**YY |                                |
|                       |                   | Neo-Energizer™      | 600            | 04,09,64,57,12             | 27EN80JB##**YY                        | 39EN80JB##17YY | 28EN80JB##**YY |                                |
|                       |                   | Ever-Roll™          | 250            |                            | 27ER80J+##**YY                        | 39ER80J+##17YY | 28ER80J+##**YY | B,I                            |
|                       |                   | Nomadic™            | 700            | 04,09,48,60,57,12          | 27NM80J+##**YY                        | 39NM80J+##17YY | 28NM80J+##**YY | A,I                            |
|                       |                   | Rubber on Nylon     | 600            | 04,09,48,60,57,12          | 27NR80JB##**YY                        | 39NR80JB##17YY | 28NR80JB##**YY |                                |
|                       |                   | Dura Cushion™       | 450            | 04,09,63,57,12             | 27BC80J+##**YY                        | 39BC80J+##17YY | 28BC80J+##**YY | X,Z                            |
|                       |                   | Eco-Rubber          | 450            | 53,P3                      | 27SN80UC##**YY                        | 39SN80UC##17YY | 28SN80UC##**YY |                                |
|                       |                   | Rubber on Aluminum  | 600            | 04,09,48,60,57,12          | 27RA80JB##**YY                        | 39RA80JB##17YY | 28RA80JB##**YY |                                |
|                       |                   | Mold-On Rubber      | 600            | 04,09,48,60,57,12          | 27RS80JB##**YY                        | 39RS80JB##17YY | 28RS80JB##**YY |                                |
|                       |                   | Supreme Rubber      | 810            | 04,09,63,57,12             | 27RH80JS##**YY                        | 39RH80JS##17YY | 28RH80JS##**YY |                                |
|                       |                   | Blue Ergo™          | 600            |                            | 27BL80JL63**YY                        | 39BL80JL6317YY | 28BL80JL63**YY |                                |
|                       |                   | Thermo-Pro™         | 600            | 04,09,60,63,48,57,12       | 27TP80J+##**YY                        | 39TP80J+##17YY | 28TP80J+##**YY | A,I,T,X,Y,Z                    |
|                       |                   | Xtreme Wheel        | 400            | 05                         | 27LS80JA62**YY                        | 39LS80JA62**YY | 28LS80JA62**YY |                                |
|                       |                   | Polyolefin          | 900            | 04,09,60,53,P3,48,57,90,12 | 27PO80J+##**YY                        | 39PO80J+##17YY | 28PO80J+##**YY | B,E                            |
|                       |                   | Nylon               | 1100           | 04,09,63,57,12             | 27NY80JE##**YY                        | 39NY80JE##17YY | 28NY80JE##**YY |                                |
|                       |                   | Ironman             | 1250           | 65,73                      | 27NX80JB##**YY                        | 39NX80JB##17YY | 28NX80JB##**YY |                                |
|                       |                   | RokHard™            | 1100           | 04,09,48,60,57,12          | 27HI80JB##**YY                        | 39HI80JB##17YY | 28HI80JB##**YY |                                |
|                       |                   | BrimStone™          | 1200           | 04,09,60,90                | 27GN80J+##**YY                        | 39GN80J+##17YY | 28GN80J+##**YY | B,Q                            |
|                       |                   | Epoxy               | 1200           | 04,09                      | 27OV80JQ##**YY                        | 39OV80JQ##17YY | 28OV80JQ##**YY |                                |
|                       |                   | MaxRok™             | 1250           | 04,09,49,57,12             | 27MA80JB##**YY                        | 39MA80JB##17YY | 28MA80JB##**YY |                                |
|                       |                   | Phenolic            | 1250           | 04,09,48,60,57,12          | 27PH80JB##**YY                        | 39PH80JB##17YY | 28PH80JB##**YY |                                |
|                       |                   | High-Temp Phenolic  | 1100           | 04,09,90                   | 27HT80JQ##**YY                        | 39HT80JQ##17YY | 28HT80JQ##**YY |                                |
|                       |                   | Poly MaxRok™        | 1250           | 04,09,48,60,57,12          | 27MU80J+##**YY                        | 39MU80J+##17YY | 28MU80J+##**YY | G,K                            |
|                       |                   | Polyon AL™          | 1250           | 04,09,48,60,57,12          | 27PA80J+##**YY                        | 39PA80J+##17YY | 28PA80J+##**YY | N,R                            |
|                       |                   | DW-Black            | 750            |                            | 27DW80JLT3**YY                        | 39DW80JLT317YY | 28DW80JLT3**YY |                                |
|                       |                   | DW-Red              | 1100           |                            | 27DW80JRT3**YY                        | 39DW80JRT317YY | 28DW80JRT3**YY |                                |
|                       |                   | DW-Blue             | 1250           |                            | 27DW80JBT3**YY                        | 39DW80JBT317YY | 28DW80JBT3**YY |                                |
|                       |                   | DW-Gray             | 1250           |                            | 27DW80JGT3**YY                        | 39DW80JGT317YY | 28DW80JGT3**YY |                                |
|                       |                   | Crown DW-Red        | 1100           |                            | 27DW80XRT317YY                        | 39DW80XRT317YY | 28DW80XRT317YY |                                |
|                       |                   | Crown DW-Blue       | 1250           |                            | 27DW80XBT317YY                        | 39DW80XBT317YY | 28DW80XBT317YY |                                |
|                       |                   | Poly-Pro™           | 810            | 04,09,48,60,63,57,12       | 27PP80J+##**YY                        | 39PP80J+##17YY | 28PP80J+##**YY | C,D,I,K,M,U,W                  |
|                       |                   |                     | 1000           |                            | 27PP80JP49**YY                        | 39PP80JP4917YY | 28PP80JP49**YY |                                |
|                       |                   |                     | 1000           |                            | 27PP80JH63**YY                        | 39PP80JH6317YY | 28PP80JH63**YY |                                |
|                       |                   | Polymadic™          | 1000           | 04,09,48,60,63,57,12       | 27PM80J+##**YY                        | 39PM80J+##17YY | 28PM80J+##**YY | I,M                            |
|                       |                   | Polyon™             | 1250           |                            | 27PU80JV63**YY                        | 39PU80JV6317YY | 28PU80JV63**YY |                                |
|                       |                   |                     |                | 04,09,48,60,57,12          | 27PU80J+##**YY                        | 39PU80J+##17YY | 28PU80J+##**YY | G,V                            |
|                       |                   | EnergySaver Polyon™ | 1250           | 04,09,48,60,57,12          | 27SW80JU##**YY                        | 39SW80JU##17YY | 28SW80JU##**YY |                                |
|                       |                   | PolyFlexon™ Cast    | 1000           |                            | 27RP80JK63**YY                        | 39RP80JK6317YY | 28RP80JK63**YY |                                |
|                       |                   | PolyFlexon™         | 1200           |                            | 27UA80J+64**YY                        | 39UA80J+6417YY | 28UA80J+64**YY | N,O                            |
|                       |                   | D-Polyon            | 1200           |                            | 27UD80JL64**YY                        | 39UD80JL6417YY | 28UD80JL64**YY |                                |
|                       |                   | Ultraflex™          | 1200           |                            | 27UX80JO64**YY                        | 39UX80JO6417YY | 28UX80JO64**YY |                                |
|                       |                   | Champion            | 1250           |                            | 27CP80JN64**YY                        | 39CP80JN6417YY | 28CP80JN64**YY |                                |
|                       |                   | DuraLastomer™       | 1000           | 09,48,60,57,12             | 27SU80JL##**YY                        | 39SU80JL##17YY | 28SU80JL##**YY |                                |
|                       |                   | Super Elastomer     | 1250           |                            | 27SX80JI64**YY                        | 39SX80JI6417YY | 28SX80JI64**YY |                                |
|                       |                   | ErgoLastomer™       | 1250           | 04,09,64,57,12             | 27HU80JI##**YY                        | 39HU80JI##17YY | 28HU80JI##**YY |                                |
|                       |                   | Titan™ Plymer       | 1250           |                            | 27PX80JO63**YY                        | 39PX80JO6317YY | 28PX80JO63**YY |                                |
|                       |                   | Conquer™            | 1250           |                            | 27CQ80JR64**YY                        | 39CQ80JR6417YY | 28CQ80JR6417YY |                                |
|                       |                   |                     | 1250           |                            | 27CQ80JL64**YY                        | 39CQ80JL6417YY | 28CQ80JL6417YY |                                |
|                       |                   | Semi-Steel          | 1250           | 04,09,48,60,57,12          | 27SS80JS##**YY                        | 39SS80JS##17YY | 28SS80JS##**YY |                                |
|                       |                   | Heavy Duty Iron     | 1250           | 04,09,48,60,57,12          | 27HS80JS##**YY                        | 39HS80JS##17YY | 28HS80JS##**YY | S=Flat Tread;<br>X=Crown Tread |
|                       | 04,09,48,60,57,12 |                     | 27HS80JX##**YY | 39HS80JX##17YY             | 28HS80JX##**YY                        |                |                |                                |
| Ductile               | 1250              | 04,09,48,60,B1,B5   | 27DS80JR##**YY | 39DS80JR##17YY             | 28DS80JR##**YY                        |                |                |                                |
| EnergySaver Ductile™  | 1250              | 04,09,48,60,B1,B5   | 27CD80JR##**YY | 39CD80JR##17YY             | 28CD80JR##**YY                        |                |                |                                |
| Forged Steel          | 1250              | 04,09,63,B5,B1      | 27FS80JS##**YY | 39FS80JS##17YY             | 28FS80JS##**YY                        |                |                |                                |
|                       |                   |                     | 27FS80JX4P**YY | 39FS80JX4P17YY             | 28FS80JX4P**YY                        |                |                |                                |
| Ironman™ V-Groove     | 1200              |                     | 27NV80JT4P**YY | 39NV80JT4P17YY             | 28NV80JT4P**YY                        |                |                |                                |
| Iron V-Groove         | 1200              | 04,09,48,60,57,12   | 27VG80JT##**YY | 39VG80JT##17YY             | 28VG80JT##**YY                        |                |                |                                |
| Conductive Nylon      | 770               |                     | 27CY80JI62**YY | 39CY80JI6217YY             | 28CY80JI62**YY                        |                |                |                                |
| Conductive Ultraflex™ | 700               |                     | 27CX80JL64**YY | 39CX80JL6417YY             | 28CX80JL64**YY                        |                |                |                                |



27/28/39 SERIES • CAPACITY 1250

| Wheel Dia             | Tread Width | Wheel Type          | Load Cap.      | Available Bearing Options  | Replace + with desired wheel color    |                |                | +Color         |  |
|-----------------------|-------------|---------------------|----------------|----------------------------|---------------------------------------|----------------|----------------|----------------|--|
|                       |             |                     |                |                            | Replace ## with desired wheel bearing |                |                |                |  |
|                       |             |                     |                |                            | #27 Series                            | #39 Series     | #28 Series     |                |  |
| 8"                    | 2"          | Yoke Only           |                |                            |                                       | 27ZZ81JZ8317YY |                | 28ZZ81JZ8317YY |  |
|                       |             | Neo-Energizer™      | 600            | 04,09,64,57,12             | 27EN81JB##17YY                        |                | 28EN81JB##17YY |                |  |
|                       |             | Ever-Roll™          | 250            |                            | 27ER80J+##**YY                        |                | 28ER80J+##**YY | B,I            |  |
|                       |             | Nomadic™            | 700            | 04,09,48,60,57,12          | 27NM81J+##17YY                        |                | 28NM81J+##17YY | A,I            |  |
|                       |             | Rubber on Nylon     | 600            | 04,09,48,60,57,12          | 27NR81JB##17YY                        |                | 28NR81JB##17YY |                |  |
|                       |             | Dura Cushion™       | 450            | 04,09,63,57,12             | 27BC81J+##17YY                        |                | 28BC81J+##17YY | X,Z            |  |
|                       |             | Eco-Rubber          | 450            | 53,P3                      | 27SN81UC##17YY                        |                | 28SN81UC##17YY |                |  |
|                       |             | Rubber on Aluminum  | 600            | 04,09,48,60,57,12          | 27RA81JB##17YY                        |                | 28RA81JB##17YY |                |  |
|                       |             | Mold-On Rubber      | 600            | 04,09,48,60,57,12          | 27RS81JB##17YY                        |                | 28RS81JB##17YY |                |  |
|                       |             | Supreme Rubber      | 810            | 04,09,63,57,12             | 27RH81JS##17YY                        |                | 28RH81JS##17YY |                |  |
|                       |             | Blue Ergo™          | 600            |                            | 27BL81JL6317YY                        |                | 28BL81JL6317YY |                |  |
|                       |             | Thermo-Pro™         | 600            | 04,09,60,63,48,57,12       | 27TP81J+##17YY                        |                | 28TP81J+##17YY | A,I,T,X,Y,Z    |  |
|                       |             | Polyolefin          | 900            | 04,09,60,53,P3,48,57,90,12 | 27PO81J+##17YY                        |                | 28PO81J+##17YY | B,E            |  |
|                       |             | Nylon               | 1100           | 04,09,63,57,12             | 27NY81JE##17YY                        |                | 28NY81JE##17YY |                |  |
|                       |             | Ironman             | 1250           | 65,73                      | 27NX81JB##17YY                        |                | 28NX81JB##17YY |                |  |
|                       |             | RokHard™            | 1100           | 04,09,48,60,57,12          | 27HI81JB##17YY                        |                | 28HI81JB##17YY |                |  |
|                       |             | BrimStone™          | 1200           | 04,09,60,90                | 27GN81J+##17YY                        |                | 28GN81J+##17YY | B,Q            |  |
|                       |             | Epoxy               | 1200           | 04,09                      | 27OV81JQ##17YY                        |                | 28OV81JQ##17YY |                |  |
|                       |             | MaxRok™             | 1250           | 04,09,49,57,12             | 27MA81JB##17YY                        |                | 28MA81JB##17YY |                |  |
|                       |             | Phenolic            | 1250           | 04,09,48,60,57,12          | 27PH81JB##17YY                        |                | 28PH81JB##17YY |                |  |
|                       |             | High-Temp Phenolic  | 1100           | 04,09,90                   | 27HT81JQ##17YY                        |                | 28HT81JQ##17YY |                |  |
|                       |             | Poly MaxRok™        | 1250           | 04,09,48,60,57,12          | 27MU81J+##17YY                        |                | 28MU81J+##17YY | G,K            |  |
|                       |             | Polyon AL™          | 1250           | 04,09,48,60,57,12          | 27PA81J+##17YY                        |                | 28PA81J+##17YY | N,R            |  |
|                       |             | DW-Black            | 750            |                            | 27DW81JLT317YY                        |                | 28DW81JLT317YY |                |  |
|                       |             | DW-Red              | 1100           |                            | 27DW81JRT317YY                        |                | 28DW81JRT317YY |                |  |
|                       |             | DW-Blue             | 1250           |                            | 27DW81JBT317YY                        |                | 28DW81JBT317YY |                |  |
|                       |             | DW-Gray             | 1250           |                            | 27DW81JGT317YY                        |                | 28DW81JGT317YY |                |  |
|                       |             | Crown DW-Red        | 1100           |                            | 27DW81XRT317YY                        |                | 28DW81XRT317YY |                |  |
|                       |             | Crown DW-Blue       | 1250           |                            | 27DW81XBT317YY                        |                | 28DW81XBT317YY |                |  |
|                       |             | Poly-Pro™           | 810            | 04,09,48,60,63,57,12       | 27PP81J+##17YY                        |                | 28PP81J+##17YY | C,D,I,K,M,U,W  |  |
|                       |             |                     | 1000           |                            | 27PP81JP4917YY                        |                | 28PP81JP4917YY |                |  |
|                       |             |                     | 1000           |                            | 27PP81JH6317YY                        |                | 28PP81JH6317YY |                |  |
|                       |             | Polymadic™          | 1000           | 04,09,48,60,63,57,12       | 27PM81J+##17YY                        |                | 28PM81J+##17YY | I,M            |  |
|                       |             | Polyon™             | 1250           |                            | 27PU81JV6317YY                        |                | 28PU81JV6317YY |                |  |
|                       |             |                     |                | 04,09,48,60,57,12          | 27PU81J+##17YY                        |                | 28PU81J+##17YY | G,V            |  |
|                       |             | EnergySaver Polyon™ | 1250           | 04,09,48,60,57,12          | 27SW81JU##17YY                        |                | 28SW81JU##17YY |                |  |
|                       |             | PolyFlexon™ Cast    | 1000           |                            | 27RP81JK6317YY                        |                | 28RP81JK6317YY |                |  |
|                       |             | PolyFlexon™         | 1200           |                            | 27UA81J+6417YY                        |                | 28UA81J+6417YY | N,O            |  |
|                       |             | D-Polyon            | 1200           |                            | 27UD81JL6417YY                        |                | 28UD81JL6417YY |                |  |
|                       |             | Ultraflex™          | 1200           |                            | 27UX81JO6417YY                        |                | 28UX81JO6417YY |                |  |
|                       |             | Champion            | 1250           |                            | 27CP81JN6417YY                        |                | 28CP81JN6417YY |                |  |
|                       |             | DuraLastomer™       | 1000           | 09,48,60,57,12             | 27SU81JL##17YY                        |                | 28SU81JL##17YY |                |  |
| Super Elastomer       | 1250        |                     | 27SX81JI6417YY |                            | 28SX81JI6417YY                        |                |                |                |  |
| ErgoLastomer™         | 1250        | 04,09,64,57,12      | 27HU81JI##17YY |                            | 28HU81JI##17YY                        |                |                |                |  |
| Titan™ Ploymer        | 1250        |                     | 27PX81JO6317YY |                            | 28PX81JO6317YY                        |                |                |                |  |
| Conquer™              | 1250        |                     | 27CQ81JM6417YY |                            | 28CQ81JM6417YY                        |                |                |                |  |
|                       | 1250        |                     | 27CQ81JL6417YY |                            | 28CQ81JL6417YY                        |                |                |                |  |
| Semi-Steel            | 1250        | 04,09,48,60,57,12   | 27SS81JS##17YY |                            | 28SS81JS##17YY                        |                |                |                |  |
| Heavy Duty Iron       | 1250        | 04,09,48,60,57,12   | 27HS81JS##17YY |                            | 28HS81JS##17YY                        | S=Flat Tread   |                |                |  |
|                       |             | 04,09,48,60,57,12   | 27HS81JX##17YY |                            | 28HS81JX##17YY                        | X=Crown Tread  |                |                |  |
| Ductile               | 1250        | 04,09,48,60,B1,B5   | 27DS81JR##17YY |                            | 28DS81JR##17YY                        |                |                |                |  |
| EnergySaver Ductile™  | 1250        | 04,09,48,60,B1,B5   | 27CD81JR##17YY |                            | 28CD81JR##17YY                        |                |                |                |  |
| Forged Steel          | 1250        | 04,09,63,B1,B5      | 27FS81JS##17YY |                            | 28FS81JS##17YY                        | S=Flat Tread;  |                |                |  |
|                       |             |                     | 27FS81JX4P17YY |                            | 28FS81JX4P17YY                        | X=Crown Tread  |                |                |  |
| Ironman™ V-Groove     | 1200        |                     | 27NV81JT4P17YY |                            | 28NV81JT4P17YY                        |                |                |                |  |
| Iron V-Groove         | 1200        | 04,09,48,60,57,12   | 27VG81JT##17YY |                            | 28VG81JT##17YY                        |                |                |                |  |
| Conductive Nylon      | 770         |                     | 27CY81JI6217YY |                            | 28CY81JI6217YY                        |                |                |                |  |
| Conductive Ultraflex™ | 700         |                     | 27CX81JL6417YY |                            | 28CX81JL6417YY                        |                |                |                |  |
| 10"                   | 2-1/2"      | Yoke Only           |                |                            |                                       | 27ZZ10JZ8317YY |                | 28ZZ10JZ8317YY |  |
|                       |             | Mold-On Rubber      | 700            | 04,09,60,57,12             | 27RS10JB##17YY                        |                | 28RS10JB##17YY |                |  |
|                       |             | MaxRok™             | 1250           | 04,09,60,57,12             | 27MA10JB##17YY                        |                | 28MA10JB##17YY |                |  |

\*The Ever-Roll is not designed to sit with a load.



# DT/ FT/ TT Total Lock Casters - Up to 1250 lbs.

Total lock caster locks the wheels and swivel simultaneously with a touch of a toe.

- #DT Leading Total lock, best fit in application where the carts are pulled
- #FT Trailing Total lock, best fit in application where the carts are pushed
- #TT Trailing Total lock, best fit in application where the carts are pushed
- Majority of this series and wheel types are NSF Listed
- Matching standard swivel and rigid casters 27/28
- Grease fitting in raceway and axle for maintenance
- Large selections of wheels & bearings
- Bright Zinc finish as standard
- Double ball raceway

DT/FT/TT SERIES • CAPACITY 1250

FTDW60JRT317YY



TTUX60JO6417YY



DTSU60JL0917YY



DTSU60JL0917YY



DTSU60JL0917YY



| Fastening Patterns |               |                            |                    |
|--------------------|---------------|----------------------------|--------------------|
| Plate Code         | Overall Size  | Bolt Hole Pattern          | Mounting Bolt Size |
| 17                 | 4" x 4-15/32" | 2-5/8" x 3-5/8" to 3" x 3" | 3/8"               |
| 20                 | 5" x 5-1/2"   | 4-1/8" x 4-1/2"            |                    |

\* Different type fastening patterns are available , please contact customer service.

| Overall Height and Swivel Radius |                |                 |                         |                         |                         |
|----------------------------------|----------------|-----------------|-------------------------|-------------------------|-------------------------|
| Wheel Diameter                   | Overall Height | Denotation Code | DT Series Swivel Radius | FT Series Swivel Radius | TT Series Swivel Radius |
| 4"                               | 5-5/8"         | 40              | 5"                      | 6-1/4"                  | 5-5/16"                 |
| 5"                               | 6-1/2"         | 50              | 5"                      | 6-1/4"                  | 5-11/16"                |
| 6"                               | 7-1/2"         | 60              | 5"                      | 6-1/4"                  | 5-11/16"                |
| 8"                               | 9-1/2"         | 80              | 6"                      | 7-1/4"                  | 6-5/8"                  |



| Wheel Dia             | Tread Width | Wheel Type              | Load Cap.      | Available Bearing Options | Replace + with desired wheel color    |                |                | +Color    |
|-----------------------|-------------|-------------------------|----------------|---------------------------|---------------------------------------|----------------|----------------|-----------|
|                       |             |                         |                |                           | Replace ## with desired wheel bearing |                |                |           |
|                       |             |                         |                |                           | #DT Series                            | #FT Series     | #TT Series     |           |
| 4"                    | 2"          | Yoke Only               |                |                           | DTZZ40JZ83**YY                        | FTZZ40JZ83**YY | TTZZ40JZ8317YY |           |
|                       |             | Neo-Energizer™          | 500            | 04,09,60,48,57,12         | DTEN40JB##**YY                        | FTEN40JB##**YY | TTEN40JB##17YY |           |
|                       |             | Nomadic™                | 400            | 04,09,60,48,57,12         | DTNM40J+##**YY                        | FTNM40J+##**YY | TTNM40J+##17YY | A,I       |
|                       |             | Rubber on Nylon         | 400            | 04,09,60,48,57,12         | DTNR40JB##**YY                        | FTNR40JB##**YY | TTNR40JB##17YY |           |
|                       |             | Rubber on Aluminum      | 400            | 04,09,60,48,57,12         | DTRA40JB##**YY                        | FTRA40JB##**YY | TTRA40JB##17YY |           |
|                       |             | Low Profile Rubber      | 300            | 04,09,60,48,57,12         | DTLP40JB##**YY                        | FTLP40JB##**YY | TTLP40JB##17YY |           |
|                       |             | Mold-On Rubber          | 400            | 04,09,60,48,57,12         | DTRS40JB##**YY                        | FTRS40JB##**YY | TTRS40JB##17YY |           |
|                       |             | Blue Ergo™              | 400            |                           | DTBL40JL63**YY                        | FTBL40JL63**YY | TTBL40JL6317YY |           |
|                       |             | Thermo-Pro™             | 300            | 04,09,60,63,48,57,12      | DTPP40J+##**YY                        | FTTP40J+##**YY | TTTP40J+##17YY | A,I,T,Y   |
|                       |             | Xtreme Wheel            | 200            | 02                        | DTLS40JA62**YY                        | FTLS40JA62**YY | TTLS40JA62**YY |           |
|                       |             | Polyolefin              | 500            | 04,09,60,63,48,57,12      | DTPO40J+##**YY                        | FTPO40J+##**YY | TTPO40J+##17YY | B,E       |
|                       |             | Nylon                   | 810            | 04,09,60,48,57,12         | DTNY40JE##**YY                        | FTNY40JE##**YY | TTNY40JE##17YY |           |
|                       |             | Ironman™                | 1250           | 04,09,60,48,65,73,12      | DTNX40JB##**YY                        | FTNX40JB##**YY | TTNX40JB##17YY |           |
|                       |             | RokHard™                | 800            | 04,09,62,57,12            | DTHI40JB##**YY                        | FTHI40JB##**YY | TTHI40JB##17YY |           |
|                       |             | BrimStone™              | 800            | 04,09,90                  | DTGN40J+##**YY                        | FTGN40J+##**YY | TTGN40J+##17YY | B,Q       |
|                       |             | Epoxy                   | 800            | 04,09,90                  | DTOV40JQ##**YY                        | FTOV40JQ##**YY | TTOV40JQ##17YY |           |
|                       |             | MaxRok™                 | 800            | 04,09,49,57,12            | DTMA40JB##**YY                        | FTMA40JB##**YY | TTMA40JB##17YY |           |
|                       |             | Phenolic                | 800            | 04,09,60,48,57,12         | DTPH40JB##**YY                        | FTPH40JB##**YY | TTPH40JB##17YY |           |
|                       |             | Phenolic Straight Sided | 1000           | 04,09,60,57,12            | DTPH40TB##**YY                        | FTPH40TB##**YY | TTPH40TB##17YY |           |
|                       |             | High-Temp Phenolic      | 600            | 04,09,90                  | DTHT40JQ##**YY                        | FTHT40JQ##**YY | TTHT40JQ##17YY |           |
|                       |             | Polygon MaxRok™         | 700            | 04,09,60,48,57,12         | DTMU40J+##**YY                        | FTMU40J+##**YY | TTMU40J+##17YY | G,K       |
|                       |             | Polygon AL™             | 800            | 04,09,60,48,57,12         | DTPA40J+##**YY                        | FTPA40J+##**YY | TTPA40J+##17YY | N,R       |
|                       |             | DW-Black                | 470            |                           |                                       | FTDW40JLT3**YY |                |           |
|                       |             | DW-Red                  | 540            |                           |                                       | FTDW40JRT3**YY |                |           |
|                       |             | DW-Blue                 | 960            |                           |                                       | FTDW40JBT3**YY |                |           |
|                       |             | DW-Gray                 | 1000           |                           |                                       | FTDW40JGT3**YY |                |           |
|                       |             | Poly-Pro™               | 500            | 04,09,60,62,48,57,12      | DTPP40J+##**YY                        | FTPP40J+##**YY | TTPP40J+##17YY | D,K,M,U,W |
|                       |             |                         | 600            |                           | DTPP40JP49**YY                        | FTPP40JP49**YY | TTPP40JP4917YY |           |
|                       |             | Polymadic™              | 600            | 04,09,60,49,48,57,12      | DTPM40J+##**YY                        | FTPM40J+##**YY | TTPM40J+##17YY | I,M       |
|                       |             | Polyon™                 | 800            |                           | DTPU40JV63**YY                        | FTPU40JV63**YY | TTPU40JV6317YY |           |
|                       |             |                         | 800            | 04,09,60,48,57,12         | DTPU40J+##**YY                        | FTPU40J+##**YY | TTPU40J+##17YY | G,V       |
|                       |             | EnergySaver Polyon™     | 800            | 04,09,60,48,57,12         | DTSW40JU##**YY                        | FTSW40JU##**YY | TTSW40JU##17YY |           |
|                       |             | PolyFlexon™ Cast        | 700            | 04,09,60,48,57,12         | DTRP40JK##**YY                        | FTRP40JK##**YY | TTRP40JK##17YY |           |
|                       |             | PolyFlexon™             | 900            |                           | DTUA40JO64**YY                        | FTUA40JO64**YY | TTUA40JO6417YY |           |
|                       |             | Ultraflex™              | 900            |                           | DTUX40J+63**YY                        | FTUX40J+63**YY | TTUX40J+6317YY | M,O       |
|                       |             | DuraLastomer™           | 750            | 09,60,48,57,12            | DTSU40JL##**YY                        | FTSU40JL##**YY | TTSU40JL##17YY |           |
|                       |             | Super Elastomer         | 1200           |                           | DTSX40JI64**YY                        | FTSX40JI64**YY | TTSX40JI6417YY |           |
|                       |             | ErgoLastomer™           | 1000           | 04,09,64,57,12            | DTHU40JI##**YY                        | FTHU40JI##**YY | TTHU40JI##17YY |           |
|                       |             | Semi-Steel              | 700            | 04,09,60,48,57,12         | DTSS40JS##**YY                        | FTSS40JS##**YY | TTSS40JS##17YY |           |
|                       |             | Heavy Duty Iron         | 900            | 04,09,60,48,57,12         | DTHS40JS##**YY                        | FTHS40JS##**YY | TTHS40JS##17YY |           |
| Ductile               | 1250        | 04,09,60,63,57,12       | DTDS40JR##**YY | FTDS40JR##**YY            | TTDS40JR##17YY                        |                |                |           |
| Solid Steel           | 1250        | 09,63, B1,B5            | DTMS40JS##**YY | FTMS40JS##**YY            | TTMS40JS##17YY                        |                |                |           |
| EnergySaver Ductile™  | 1250        | 04,60,48,09,B1,B5       | DTCD40JR##**YY | FTCD40JR##**YY            | TTCd40JR##17YY                        |                |                |           |
| Conductive Ultraflex™ | 500         |                         | DTCX40JL63**YY | FTCX40JL63**YY            | TTCX40JL6317YY                        |                |                |           |





DT/FT/TT SERIES • CAPACITY 1250

| Wheel Dia             | Tread Width | Wheel Type          | Load Cap.      | Available Bearing Options | Replace + with desired wheel color    |                |                | +Color        |
|-----------------------|-------------|---------------------|----------------|---------------------------|---------------------------------------|----------------|----------------|---------------|
|                       |             |                     |                |                           | Replace ## with desired wheel bearing |                |                |               |
|                       |             |                     |                |                           | #DT Series                            | #FT Series     | #TT Series     |               |
| 5"                    | 2"          | Yoke Only           |                |                           | DTZZ50JZ83**YY                        | FTZZ50JZ83**YY | TTZZ50JZ8317YY |               |
|                       |             | Neo-Energizer™      | 550            | 04,09,60,48,57,12         | DTE50JB##**YY                         | FTE50JB##**YY  | TTE50JB##17YY  |               |
|                       |             | Nomadic™            | 500            | 04,09,60,48,57,12         | DTNM50J+##**YY                        | FTNM50J+##**YY | TTNM50J+##17YY | A,I           |
|                       |             | Rubber on Nylon     | 450            | 04,09,60,48,57,12         | DTNR50JB##**YY                        | FTNR50JB##**YY | TTNR50JB##17YY |               |
|                       |             | Rubber on Aluminum  | 500            | 04,09,60,48,57,12         | DTRA50JB##**YY                        | FTRA50JB##**YY | TTRA50JB##17YY |               |
|                       |             | Mold-On Rubber      | 400            | 04,09,60,48,57,12         | DTRS50JB##**YY                        | FTRS50JB##**YY | TTRS50JB##17YY |               |
|                       |             | Blue Ergo™          | 400            |                           | DTBL50JL63**YY                        | FTBL50JL63**YY | TBL50JL6317YY  |               |
|                       |             | CushEndure™         | 400            |                           | DTGR50JB19**YY                        | FTGR50JB19**YY | TGR50JB1917YY  |               |
|                       |             | Thermo-Pro™         | 350            | 04,09,60,48,57,12         | DTP50J+##**YY                         | FTP50J+##**YY  | TPP50J+##17YY  | A,I,T,X,Y,Z   |
|                       |             | Xtreme Wheel        | 250            | 03                        | DTLS50JA62**YY                        | FTLS50JA62**YY | TLS50JA62**YY  |               |
|                       |             | Polyolefin          | 650            | 04,09,60,48,57,12         | DTPO50J+##**YY                        | FTPO50J+##**YY | TPO50J+##17YY  | B,E           |
|                       |             | Nylon               | 900            | 04,09,60,48,57,12         | DTNY50JE##**YY                        | FTNY50JE##**YY | TNY50JE##17YY  |               |
|                       |             | Ironman             | 1250           | 65,73                     | DTNX50J+##**YY                        | FTNX50J+##**YY | TNX50J+##17YY  | B,I           |
|                       |             | RokHard™            | 900            | 04,09,62,57,12            | DTHI50JB##**YY                        | FTHI50JB##**YY | THI50JB##17YY  |               |
|                       |             | BrimStone™          | 1000           | 04,09,90                  | DTGN50J+##**YY                        | FTGN50J+##**YY | TGN50J+##17YY  | B,Q           |
|                       |             | Epoxy               | 1000           | 04,09,90                  | DTOV50JQ##**YY                        | FTOV50JQ##**YY | TOV50JQ##17YY  |               |
|                       |             | MaxRok™             | 1000           | 04,09,63,49,57,12         | DTMA50JB##**YY                        | FTMA50JB##**YY | TMA50JB##17YY  |               |
|                       |             | Phenolic            | 1000           | 04,09,60,48,57,12         | DTPH50JB##**YY                        | FTPH50JB##**YY | TPH50JB##17YY  |               |
|                       |             | Hi-Temp Phenolic    | 750            | 04,09,90                  | DTHT50JQ##**YY                        | FTHT50JQ##**YY | THT50JQ##17YY  |               |
|                       |             | Sterollizer™        | 450            |                           | DTSL50JCB8**YY                        | FTSL50JCB8**YY | TSL50JCB817YY  |               |
|                       |             | Polygon MaxRok™     | 1000           | 04,09,60,63,48,57,12      | DTMU50J+##**YY                        | FTMU50J+##**YY | TMU50J+##17YY  | G,K           |
|                       |             | Polygon AL™         | 900            | 04,09,60,48,57,12         | DTPA50J+##**YY                        | FTP50J+##**YY  | TPA50J+##17YY  | N,R           |
|                       |             | Polygon - C         | 900            | 04,09,60,48,57,12         | DTPR50JL##**YY                        | FTPR50JL##**YY | TPR50JL##17YY  |               |
|                       |             | DW-Black            | 550            |                           |                                       | FTDW50JLT3**YY |                |               |
|                       |             | DW-Red              | 750            |                           |                                       | FTDW50JRT3**YY |                |               |
|                       |             | DW-Blue             | 1160           |                           |                                       | FTDW50JBT3**YY |                |               |
|                       |             | DW-Gray             | 1200           |                           |                                       | FTDW50JGT3**YY |                |               |
|                       |             | Poly-Pro™           | 600            | 04,09,48,60,63,57,12      | DTPP50J+##**YY                        | FTP50J+##**YY  | TPP50J+##17YY  | B,C,D,K,M,U,W |
|                       |             |                     | 700            |                           | DTPP50JP49**YY                        | FTP50JP49**YY  | TPP50JP4917YY  |               |
|                       |             |                     |                |                           | DTPP50JH63**YY                        | FTP50JH63**YY  | TPP50JH6317YY  |               |
|                       |             | Polymadic™          | 750            | 04,09,48,60,63,57,12      | DTPM50J+##**YY                        | FTPM50J+##**YY | TPM50J+##17YY  | I,M           |
|                       |             | Polyon™             | 1100           |                           | DTPU50JV63**YY                        | FTPU50JV63**YY | TPU50JV6317YY  |               |
|                       |             |                     | 1100           | 04,09,60,48,57,12         | DTPU50J+##**YY                        | FTPU50J+##**YY | TPU50J+##17YY  | G,V           |
|                       |             | EnergySaver Polyon™ | 1250           | 04,09,60,48,57,12         | DTSW50JU##**YY                        | FTSW50JU##**YY | TSW50JU##17YY  |               |
|                       |             | PolyFlexon™ Cast    | 800            | 04,09,60,48,57,12         | DTRP50JK##**YY                        | FTRP50JK##**YY | TRP50JK##17YY  |               |
|                       |             | PolyFlexon™         | 900            |                           | DTUA50JO64**YY                        | FTUA50JO64**YY | TUA50JO6417YY  |               |
|                       |             | Ultraflex™          | 900            |                           | DTUX50JO64**YY                        | FTUX50JO64**YY | TUX50JO6417YY  | M,O           |
|                       |             | D-Polygon           | 900            |                           | DTUD50JL64**YY                        | FTUD50JL64**YY | TUD50JL6417YY  |               |
|                       |             | DuraLastomer™       | 900            | 09,60,48,57,12            | DTSU50JL##**YY                        | FTSU50JL##**YY | TSU50JL##17YY  |               |
|                       |             | Super Elastomer     | 1200           | 04,09,64,57,12            | DTSX50JI##**YY                        | FTSX50JI##**YY | TSX50JI##17YY  |               |
|                       |             | ErgoLastomer™       | 1250           | 04,09,64,57,12            | DTHU50JI##**YY                        | FTHU50JI##**YY | THU50JI##17YY  |               |
|                       |             | Semi-Steel          | 1000           | 04,09,60,48,57,12         | DTSS50JS##**YY                        | FTSS50JS##**YY | TSS50JS##17YY  |               |
|                       |             | Heavy Duty Iron     | 1200           | 04,09,60,63,57,12         | DTHS50JS##**YY                        | FTHS50JS##**YY | THS50JS##17YY  |               |
|                       |             | Ductile             | 1250           | 04,09,60,63,B1,B5         | DTDS50JR##**YY                        | FTDS50JR##**YY | TDS50JR##17YY  |               |
|                       |             | Forged Steel        | 1250           | 02,09,60,B1,B5            | DTFS50JS##**YY                        | FTFS50JS##**YY | TFS50JS##17YY  |               |
| EnergySaver Ductile™  | 1250        | 04,09,60,48,B1,B5   | DTCD50JR##**YY | FTCD50JR##**YY            | TCD50JR##17YY                         |                |                |               |
| Conductive Nylon      | 630         | 04,09,60,48,57,12   | DTCY50JH##**YY | FTCY50JH##**YY            | TCY50JH##17YY                         |                |                |               |
| Conductive Ultraflex™ | 540         |                     | DTCX50JL64**YY | FTCX50JL64**YY            | TCX50JL6417YY                         |                |                |               |



| Wheel Dia             | Tread Width | Wheel Type              | Load Cap.      | Available Bearing Options | Replace + with desired wheel color    |                |                | +Color         |  |
|-----------------------|-------------|-------------------------|----------------|---------------------------|---------------------------------------|----------------|----------------|----------------|--|
|                       |             |                         |                |                           | Replace ## with desired wheel bearing |                |                |                |  |
|                       |             |                         |                |                           | #DT Series                            | #FT Series     | #TT Series     |                |  |
| 6"                    | 2"          | Yoke Only               |                |                           |                                       | DTZZ60JZ83**YY | FTZZ60JZ83**YY | TTZZ60JZ8317YY |  |
|                       |             | Neo-Energizer™          | 600            | 04, 09,64, 57, 12         | DTEN60JB##**YY                        | FTEN60JB##**YY | TTEN60JB##17YY |                |  |
|                       |             | Pneumatic               | 200            |                           | DTFP60JB60**YY                        | FTFP60JB60**YY | TTFP60JB6017YY |                |  |
|                       |             | Foam Filled             | 200            |                           | DTFF60JB60**YY                        | FTFF60JB60**YY | TTF60JB6017YY  |                |  |
|                       |             | Ever-Roll™              | 200            |                           | DTER60J+60**YY                        | FTER60J+60**YY | TTER60J+6017YY | B,I            |  |
|                       |             | Nomadic™                | 600            | 04,09,48,60,57,12         | DTNM60J+##**YY                        | FTNM60J+##**YY | TTNM60J+##17YY | A,I            |  |
|                       |             | Rubber on Nylon         | 550            | 04,09,48,60,57,12         | DTNR60JB##**YY                        | FTNR60JB##**YY | TTNR60JB##17YY |                |  |
|                       |             | Dura Cushion™           | 350            | 04,09,63,57,12            | DTBC60J+##**YY                        | FTBC60J+##**YY | TIBC60J+##17YY | X,Z            |  |
|                       |             | Eco-Rubber              | 350            |                           | DTSN60JB53**YY                        | FTSN60JB53**YY | TTSN60JB5317YY |                |  |
|                       |             | Rubber on Aluminum      | 550            | 04,09,48,60,57,12         | DTRA60JB##**YY                        | FTRA60JB##**YY | TTRA60JB##17YY |                |  |
|                       |             | Mold-On Rubber          | 550            | 04,09,48,60,57,12         | DTRS60JB##**YY                        | FTRS60JB##**YY | TTRS60JB##17YY |                |  |
|                       |             | Supreme Rubber          | 700            | 04,09,48,60,57,12         | DTRH60JS##**YY                        | FTRH60JS##**YY | TTRH60JS##17YY |                |  |
|                       |             | Blue Ergo™              | 550            |                           | DTBL60JL63**YY                        | FTBL60JL63**YY | TBL60JL6317YY  |                |  |
|                       |             | Thermo-Pro™             | 500            | 04,09,60,63,48,57,12      | DTPP60J+##**YY                        | FTTP60J+##**YY | TTPP60J+##17YY | A,I,T,X,Y,Z    |  |
|                       |             | Xtreme Wheel            | 350            | 04                        | DTLS60JA62**YY                        | FTLS60JA62**YY | TLS60JA62**YY  |                |  |
|                       |             | Polyolefin              | 700            | 04,09,60,53,P3,48,57,12   | DTPO60J+##**YY                        | FTPO60J+##**YY | TPO60J+##17YY  | B,E            |  |
|                       |             | Nylon                   | 1000           | 04,09,63,57,12            | DTNY60JE##**YY                        | FTNY60JE##**YY | TNY60JE##17YY  |                |  |
|                       |             | Ironman                 | 1250           | 65, 73                    | DTNX60JB##**YY                        | FTNX60JB##**YY | TNX60JB##17YY  |                |  |
|                       |             | RokHard™                | 1000           | 04,09,48,60,57,12         | DTHI60JB##**YY                        | FTHI60JB##**YY | TTHI60JB##17YY |                |  |
|                       |             | BrimStone™              | 1100           | 04,09,60,90               | DTGN60J+##**YY                        | FTGN60J+##**YY | TGN60J+##17YY  | B,Q            |  |
|                       |             | Epoxy                   | 1100           | 04,09,90                  | DTOV60JQ##**YY                        | FTOV60JQ##**YY | TTOV60JQ##17YY |                |  |
|                       |             | MaxRok™                 | 1200           | 04,09,63,57,12            | DTMA60JB##**YY                        | FTMA60JB##**YY | TMA60JB##17YY  |                |  |
|                       |             | Phenolic                | 1200           | 04,09,48,60,57,12         | DTPH60JB##**YY                        | FTPH60JB##**YY | TTPH60JB##17YY |                |  |
|                       |             | Straight-Sided Phenolic | 1250           |                           | DTPH60TB##**YY                        | FTPH60TB##**YY | TTPH60TB##17YY |                |  |
|                       |             | High-Temp Phenolic      | 900            | 04,09,90                  | DTHT60JQ##**YY                        | FTHT60JQ##**YY | THT60JQ##17YY  |                |  |
|                       |             | Poly MaxRok™            | 1200           | 04,09,48,60,57,12         | DTMU60J+##**YY                        | FTMU60J+##**YY | TMU60J+##17YY  | G,K            |  |
|                       |             | Polyon AL™              | 1200           | 04,09,48,60,57,12         | DTPA60J+##**YY                        | FTPA60J+##**YY | TTPA60J+##17YY | N,R            |  |
|                       |             | Polyon-C                | 1200           | 04,09,48,60,57,12         | DTPR60JL##**YY                        | FTPR60JL##**YY | TTPR60JL##17YY |                |  |
|                       |             | DW-Black                | 700            |                           |                                       | FTDW60JLT3**YY |                |                |  |
|                       |             | DW-Red                  | 960            |                           |                                       | FTDW60JRT3**YY |                |                |  |
|                       |             | DW-Blue                 | 1250           |                           |                                       | FTDW60JBT3**YY |                |                |  |
|                       |             | DW-Gray                 | 1250           |                           |                                       | FTDW60JGT3**YY |                |                |  |
|                       |             | Crown DW-Red            | 960            |                           |                                       | FTDW60XRT3**YY |                |                |  |
|                       |             | Crown DW-Blue           | 1250           |                           |                                       | FTDW60XBT3**YY |                |                |  |
|                       |             | Poly-Pro™               | 720            | 04,09,48,60,63,57,12      | DTPP60J+##**YY                        | FTPP60J+##**YY | TTPP60J+##17YY | D,I,K,M,U,W    |  |
|                       |             |                         | 900            |                           | DTPP60JP49**YY                        | FTPP60JP49**YY | TTPP60JP4917YY |                |  |
|                       |             |                         |                |                           | DTPP60JH63**YY                        | FTPP60JH63**YY | TTPP60JH6317YY |                |  |
|                       |             | Polymadic™              | 900            | 04,09,48,60,63,57,12      | DTPM60J+##**YY                        | FTPM60J+##**YY | TTPM60J+##17YY | I,M            |  |
|                       |             | Polyon™                 | 1200           |                           | DTPU60JV63**YY                        | FTPU60JV63**YY | TTPU60JV6317YY |                |  |
|                       |             |                         |                | 04,09,48,60,57,12         | DTPU60J+##**YY                        | FTPU60J+##**YY | TTPU60J+##17YY | G,V            |  |
|                       |             | EnergySaver Polyon™     | 1250           | 04,09,63,57,12            | DTSW60JU##**YY                        | FTSW60JU##**YY | TTSW60JU##17YY |                |  |
|                       |             | PolyFlexon™ Cast        | 900            | 04,09,63,57,12            | DTRP60JK##**YY                        | FTRP60JK##**YY | TTRP60JK##17YY |                |  |
|                       |             | PolyFlexon™             | 900            |                           | DTUA60J+64**YY                        | FTUA60J+64**YY | TUA60J+6417YY  | N,O            |  |
|                       |             | D-Polyon                | 1000           |                           | DTUD60JL64**YY                        | FTUD60JL64**YY | TUD60JL6417YY  |                |  |
|                       |             | Ultraflex™              | 1000           |                           | DTUX60JO64**YY                        | FTUX60JO64**YY | TUX60JO6417YY  |                |  |
| Champion              | 1200        |                         | DTCP60JN64**YY | FTCP60JN64**YY            | TTCP60JN6417YY                        |                |                |                |  |
| DuraLastomer™         | 1000        | 09,48,60,57,12          | DTSU60JL##**YY | FTSU60JL##**YY            | TTSU60JL##17YY                        |                |                |                |  |
| Super Elastomer       | 1250        |                         | DTSX60JI64**YY | FTSX60JI64**YY            | TTSX60JI6417YY                        |                |                |                |  |
| ErgoLastomer™         | 1250        | 04,09,48,60,64,57,12    | DTHU60JI##**YY | FTHU60JI##**YY            | TTHU60JI##17YY                        |                |                |                |  |
| Titan™ Polymer        | 1250        |                         | DTPX60JO63**YY | FTPX60JO63**YY            | TTPX60JO6317YY                        |                |                |                |  |
| Conquer™              | 1200        |                         | DTCQ60JR64**YY | FTCQ60JR64**YY            | TTCQ60JR6417YY                        |                |                |                |  |
|                       | 1200        |                         | DTCQ60JL64**YY | FTCQ60JL64**YY            | TTCQ60JL6417YY                        |                |                |                |  |
| Semi-Steel            | 1200        | 04,09,48,60,57,12       | DTSS60JS##**YY | FTSS60JS##**YY            | TSS60JS##17YY                         |                |                |                |  |
| Heavy Duty Iron       | 1250        | 04,09,60,63,57,12       | DTHS60JS##**YY | FTHS60JS##**YY            | TTHS60JS##17YY                        | S=Flat Tread;  |                |                |  |
|                       |             | 04,09,60,48,57,12       | DTHS60JX##**YY | FTHS60JX##**YY            | TTHS60JX##17YY                        | X=Crown Tread  |                |                |  |
| Ductile               | 1250        | 04,09,60,73,63,B1,B5    | DTDS60JR##**YY | FTDS60JR##**YY            | TDS60JR##17YY                         |                |                |                |  |
| EnergySaver Ductile™  | 1250        | 04,09,48, 60,73,B1,B5   | DTCD60JR##**YY | FTCD60JR##**YY            | TCD60JR##17YY                         |                |                |                |  |
| Forged Steel          | 1250        | 04,09,73,63,B1,B5       | DTF60JS##**YY  | FTF60JS##**YY             | TTF60JS##17YY                         | S=Flat Tread;  |                |                |  |
|                       |             |                         | DTF60JX4P**YY  | FTF60JX4P**YY             | TTF60JX4P17YY                         | X=Crown Tread  |                |                |  |
| Conductive Nylon      | 700         |                         | DTCY60JI62**YY | FTCY60JI62**YY            | TCY60JI6217YY                         |                |                |                |  |
| Conductive Ultraflex™ | 600         |                         | DTCX60JL64**YY | FTCX60JL64**YY            | TTCX60JL6417YY                        |                |                |                |  |

\*The Ever-Roll is not designed to sit with a load.



| Wheel Dia             | Tread Width | Wheel Type          | Load Cap.      | Available Bearing Options  | Replace + with desired wheel color    |                |                | +Color        |
|-----------------------|-------------|---------------------|----------------|----------------------------|---------------------------------------|----------------|----------------|---------------|
|                       |             |                     |                |                            | Replace ## with desired wheel bearing |                |                |               |
|                       |             |                     |                |                            | #DT Series                            | #FT Series     | #TT Series     |               |
| 8"                    | 2"          | Yoke Only           |                |                            | DTZZ80JZ83**YY                        | FTZZ80JZ83**YY | TTZZ80JZ8317YY |               |
|                       |             | Neo-Energizer™      | 600            | 04,09,64,57,12             | DTEN80JB##**YY                        | FTEN80JB##**YY | TTEN80JB##17YY |               |
|                       |             | Nomadic™            | 700            | 04,09,48,60,57,12          | DTNM80J+##**YY                        | FTNM80J+##**YY | TTNM80J+##17YY | A,I           |
|                       |             | Rubber on Nylon     | 600            | 04,09,48,60,57,12          | DTNR80JB##**YY                        | FTNR80JB##**YY | TTNR80JB##17YY |               |
|                       |             | Dura Cushion™       | 450            | 04,09,63,57,12             | DTBC80J+##**YY                        | FTBC80J+##**YY | TTBC80J+##17YY | X,Z           |
|                       |             | Eco-Rubber          | 450            | 53,P3                      | DTSN80UC##**YY                        | FTSN80UC##**YY | TTSN80UC##17YY |               |
|                       |             | Rubber on Aluminum  | 600            | 04,09,48,60,57,12          | DTRA80JB##**YY                        | FTRA80JB##**YY | TTRA80JB##17YY |               |
|                       |             | Mold-On Rubber      | 600            | 04,09,48,60,57,12          | DTRS80JB##**YY                        | FTRS80JB##**YY | TTRS80JB##17YY |               |
|                       |             | Supreme Rubber      | 810            | 04,09,63,57,12             | DTRH80JS##**YY                        | FTRH80JS##**YY | TTRH80JS##17YY |               |
|                       |             | Blue Ergo™          | 600            |                            | DTBL80JL63**YY                        | FTBL80JL63**YY | TTBL80JL6317YY |               |
|                       |             | Thermo-Pro™         | 600            | 04,09,60,63,48,57,12       | DTPP80J+##**YY                        | FTTP80J+##**YY | TTTP80J+##17YY | A,I,T,X,Y,Z   |
|                       |             | Xtreme Wheel        |                |                            | DTLS80JA62**YY                        | FTLS80JA62**YY | TTLS80JA62**YY |               |
|                       |             | Polyolefin          | 900            | 04,09,60,53,P3,48,57,90,12 | DTPO80J+##**YY                        | FTPO80J+##**YY | TTPO80J+##17YY | B,E           |
|                       |             | Nylon               | 1100           | 04,09,63,57,12             | DTNY80JE##**YY                        | FTNY80JE##**YY | TTNY80JE##17YY |               |
|                       |             | Ironman             | 1250           | 65,73                      | DTNX80JB##**YY                        | FTNX80JB##**YY | TTNX80JB##17YY |               |
|                       |             | RokHard™            | 1100           | 04,09,48,60,57,12          | DTHI80JB##**YY                        | FTHI80JB##**YY | TTHI80JB##17YY |               |
|                       |             | BrimStone™          | 1200           | 04,09,60,90                | DTGN80J+##**YY                        | FTGN80J+##**YY | TTGN80J+##17YY | B,Q           |
|                       |             | Epoxy               | 1200           | 04,09                      | DTOV80JQ##**YY                        | FTOV80JQ##**YY | TTOV80JQ##17YY |               |
|                       |             | MaxRok™             | 1250           | 04,09,49,57,12             | DTMA80JB##**YY                        | FTMA80JB##**YY | TTMA80JB##17YY |               |
|                       |             | Phenolic            | 1250           | 04,09,48,60,57,12          | DTPH80JB##**YY                        | FTPH80JB##**YY | TTPH80JB##17YY |               |
|                       |             | High -Temp Phenolic | 1100           | 04,09,90                   | DTHT80JQ##**YY                        | FTHT80JQ##**YY | TTHT80JQ##17YY |               |
|                       |             | Poly MaxRok™        | 1250           | 04,09,48,60,57,12          | DTMU80J+##**YY                        | FTMU80J+##**YY | TTMU80J+##17YY | G,K           |
|                       |             | Polygon AL™         | 1250           | 04,09,48,60,57,12          | DTPA80J+##**YY                        | FTPA80J+##**YY | TTPA80J+##17YY | N,R           |
|                       |             | DW-Black            | 750            |                            |                                       | FTDW80JLT3**YY |                |               |
|                       |             | DW-Red              | 1100           |                            |                                       | FTDW80JRT3**YY |                |               |
|                       |             | DW-Blue             | 1250           |                            |                                       | FTDW80JBT3**YY |                |               |
|                       |             | DW-Gray             | 1250           |                            |                                       | FTDW80JGT3**YY |                |               |
|                       |             | Crown DW-Red        | 1100           |                            |                                       | FTDW80XRT3**YY |                |               |
|                       |             | Crown DW-Blue       | 1250           |                            |                                       | FTDW80XBT3**YY |                |               |
|                       |             | Poly-Pro™           | 810            | 04,09,48,60,63,57,12       | DTPP80J+##**YY                        | FTPP80J+##**YY | TTPP80J+##17YY | C,D,I,K,M,U,W |
|                       |             |                     | 1000           |                            | DTPP80JP49**YY                        | FTPP80JP49**YY | TTPP80JP4917YY |               |
|                       |             |                     | 1000           |                            | DTPP80JH63**YY                        | FTPP80JH63**YY | TTPP80JH6317YY |               |
|                       |             | Polymadic™          | 1000           | 04,09,48,60,63,57,12       | DTPM80J+##**YY                        | FTPM80J+##**YY | TTPM80J+##17YY | I,M           |
|                       |             | Polyon™             | 1250           |                            | DTPU80JV63**YY                        | FTPU80JV63**YY | TTPU80JV6317YY |               |
|                       |             |                     |                | 04,09,48,60,57,12          | DTPU80J+##**YY                        | FTPU80J+##**YY | TTPU80J+##17YY | G,V           |
|                       |             | EnergySaver Polyon™ | 1250           | 04,09,48,60,57,12          | DTSW80JU##**YY                        | FTSW80JU##**YY | TTSW80JU##17YY |               |
|                       |             | PolyFlexon™ Cast    | 1000           |                            | DTRP80JK63**YY                        | FTRP80JK63**YY | TTRP80JK6317YY |               |
|                       |             | PolyFlexon™         | 1200           |                            | DTUA80J+64**YY                        | FTUA80J+64**YY | TTUA80J+6417YY | N,O           |
|                       |             | D-Polyon            | 1200           |                            | DTUD80JL64**YY                        | FTUD80JL64**YY | TTUD80JL6417YY |               |
|                       |             | Ultraflex™          | 1200           |                            | DTUX80J/64**YY                        | FTUX80J+64**YY | TTUX80J+6417YY | M,O           |
|                       |             | Champion            | 1250           |                            | DTCP80JN64**YY                        | FTCP80JN64**YY | TTCP80JN6417YY |               |
|                       |             | DuraLastomer™       | 1000           | 09,48,60,57,12             | DTSU80JL##**YY                        | FTSU80JL##**YY | TTSU80JL##17YY |               |
|                       |             | Super Elastomer     | 1250           |                            | DTSX80JI64**YY                        | FTSX80JI64**YY | TTSX80JI6417YY |               |
|                       |             | ErgoLastomer™       | 1250           | 04,09,64,57,12             | DTHU80JI##**YY                        | FTHU80JI##**YY | TTHU80JI##17YY |               |
|                       |             | Titan™ Plymer       | 1250           |                            | DTPX80JO63**YY                        | FTPX80JO63**YY | TTPX80JO6317YY |               |
|                       |             | Conquer™            | 1250           |                            | DTCQ80JR64**YY                        | FTCQ80JR6417YY | TTCQ80JR6417YY |               |
|                       |             |                     | 1250           |                            | DTCQ80JL64**YY                        | FTCQ80JL6417YY | TTCQ80JL6417YY |               |
|                       |             | Semi-Steel          | 1250           | 04,09,48,60,57,12          | DTSS80JS##**YY                        | FTSS80JS##**YY | TTSS80JS##17YY |               |
|                       |             | Heavy Duty Iron     | 1250           | 04,09,48,60,57,12          | DTHS80JS##**YY                        | FTHS80JS##**YY | TTHS80JS##17YY | S=Flat Tread  |
|                       |             |                     |                |                            | DTHS80JX##**YY                        | FTHS80JX##**YY | TTHS80JX##17YY | X=Crown Tread |
| Ductile               | 1250        | 04,09,48,60,B1,B5   | DTDS80JR##**YY | FTDS80JR##**YY             | TTDS80JR##17YY                        |                |                |               |
| EnergySaver Ductile™  | 1250        | 04,09,48,60,B1,B5   | DTCD80JR##**YY | FTCD80JR##**YY             | TTCD80JR##17YY                        |                |                |               |
| Forged Steel          | 1250        | 04,09,63,B5,B1      | DTFS80JS##**YY | FTFS80JS##**YY             | TTFs80JS##17YY                        | S=Flat Tread   |                |               |
|                       |             |                     | DTFS80JX4P**YY | FTFS80JX4P**YY             | TTFs80JX4P17YY                        | X=Crown Tread  |                |               |
| Conductive Nylon      | 770         |                     | DTCY80JI62**YY | FTCY80JI62**YY             | TTCY80JI6217YY                        |                |                |               |
| Conductive Ultraflex™ | 700         |                     | DTCX80JL64**YY | FTCX80JL64**YY             | TTCX80JL6417YY                        |                |                |               |

\*The Ever-Roll is not designed to sit.

# Equip-Lock Casters (QL) - 1300lb

Equip-Lock is a total lock device where operation position is stationary on the transportation equipment. This device can be modified to be a central locking system for Carts or Dollies.

The unique design fits best in highly standardized applications.

- This device will increase the caster overall height by 13/16". Adaptor will be required on non-lock swivel (RX series) to match the overall height.
- Grease fitting in raceway and axle for maintenance
- Large selections of wheels & bearings
- Bright Zinc finish as standard
- Double ball raceway

QLUX50JO6417YY



| FASTENING PATTERNS               |                |                            |           |                           |   |        |
|----------------------------------|----------------|----------------------------|-----------|---------------------------|---|--------|
| Plate Code                       | Overall Size   | Bolt Hole Pattern          |           | Mounting Bolt Size        |   |        |
| 17                               | 4" x 4-15/32"  | 2-5/8" x 3-5/8" to 3" x 3" |           | 3/8"                      |   |        |
| Overall Height and Swivel Radius |                |                            |           |                           |   |        |
| Wheel Diameter                   | Overall Height | Denotation Code            |           | Swivel Radius             |   |        |
| 4"                               | 6-7/16"        | 40                         |           | 3-11/16"                  |   |        |
| 5"                               | 7-5/16"        | 50                         |           | 4-5/16"                   |   |        |
| 6"                               | 8-5/16"        | 60                         |           | 4-5/8"                    |   |        |
| 8"                               | 10-5/16"       | 80                         |           | 5-3/4"                    |   |        |
| Wheel Diameter                   | Tread Width    | Wheel Type                 | Load Cap. | Available Bearing Options | Replace + with desired wheel color<br>Replace ## with desired wheel bearing | +Color |
| 4"                               | 2"             | Yoke Only                  |           |                           | QLZZ40JZ8317YY  |        |
|                                  |                | Neo-Energizer™             | 500       | 04,09,60,48,57,12         | QLEN40JB##17YY  |        |
|                                  |                | Blue Ergo™                 | 400       |                           | QLBL40JL6317YY  |        |
|                                  |                | PolyFlexon™                | 900       |                           | QLUA40JO6417YY  |        |
|                                  |                | Ultraflex™                 | 900       |                           | QLUX40JO6317YY  |        |
|                                  |                | Super Elastomer            | 1200      |                           | QLSX40JI6417YY  |        |
| 5"                               | 2"             | Yoke Only                  |           |                           | QLZZ50JZ8317YY  |        |
|                                  |                | Neo-Energizer™             | 550       | 04,09,60,48,57,12         | QLEN50JB##17YY  |        |
|                                  |                | Blue Ergo™                 | 400       |                           | QLBL50JL6317YY  |        |
|                                  |                | PolyFlexon™                | 900       |                           | QLUA50JO6417YY  |        |
|                                  |                | Ultraflex™                 | 900       |                           | QLUX50JO6417YY  |        |
|                                  |                | Super Elastomer            | 1200      | 04,09,64,57,12            | QLSX50JI##17YY  |        |
| 6"                               | 2"             | Yoke Only                  |           |                           | QLZZ60JZ8317YY  | N,O    |
|                                  |                | Neo-Energizer™             | 600       | 04, 09,64, 57, 12         | QLEN60JB##17YY  |        |
|                                  |                | Blue Ergo™                 | 550       |                           | QLBL60JL6317YY  |        |
|                                  |                | PolyFlexon™                | 900       |                           | QLUA60J+6417YY  |        |
|                                  |                | D-Polyon                   | 1000      |                           | QLUD60JL6417YY  |        |
|                                  |                | Ultraflex™                 | 1000      |                           | QLUX60JO6417YY  |        |
|                                  |                | Champion                   | 1200      |                           | QLCP60JN6417YY  |        |
|                                  |                | Super Elastomer            | 1250      |                           | QLSX60JI6417YY  |        |
|                                  |                | Titan™ Polymer             | 1250      |                           | QLPX60JO6317YY  |        |
|                                  |                | Conquer™                   | 1200      |                           | QLCQ60JR6417YY  |        |
|                                  |                |                            | 1200      |                           | QLCQ60JL6417YY  |        |
| 8"                               | 2"             | Yoke Only                  |           |                           | QLZZ80JZ8317YY  | N,O    |
|                                  |                | Neo-Energizer™             | 600       | 04,09,64,57,12            | QLEN80JB##17YY  |        |
|                                  |                | Blue Ergo™                 | 600       |                           | QLBL80JL6317YY  |        |
|                                  |                | PolyFlexon™                | 1200      |                           | QLUA80J+6417YY  |        |
|                                  |                | Ultraflex™                 | 1200      |                           | QLUX80JO6417YY  |        |
|                                  |                | Champion                   | 1250      |                           | QLCP80JN6417YY  |        |
|                                  |                | Super Elastomer            | 1250      |                           | QLSX80JI6417YY  |        |
|                                  |                | Titan™ Polymer             | 1250      |                           | QLPX80JO6317YY  |        |
|                                  |                | Conquer™                   | 1250      |                           | QLCQ80JR6417YY  |        |
|                                  |                |                            | 1250      |                           | QLCQ80JL6417YY  |        |



# IT- Low-Profile Heavy Duty Modular Caster- 1000LB

- Double ball raceways with 5/8" hollow kingpin
- Bright Zinc finish, color coating is available
- Hardened swivel raceways

ITMA30IB08C7YY



IT SERIES • CAPACITY 1000

| Modular Threaded Stem |             |                  |           |                |                |               |
|-----------------------|-------------|------------------|-----------|----------------|----------------|---------------|
| Stem Code             |             | Stem Size        |           | Modular Part # |                |               |
| C7                    |             | 1" - 8 x 4"      |           | ITSTAC7        |                |               |
| C9                    |             | 3/4"-10 x 2-1/2" |           | ITSTAC9        |                |               |
| D4                    |             | 1" - 12 X 2.5"   |           | ITSTAD4        |                |               |
| Wheel Diameter        | Tread Width | Wheel Type       | Load Cap. | Part #         | Overall Height | Swivel Radius |
| 3                     | 1-15/16"    | Yoke Only        |           | ITZZ30IZZYY    | 4-9/64"        | 2-3/8"        |
|                       |             | MaxRok™          | 900       | ITMA30IB08**YY |                |               |
|                       |             | Polyon™          | 900       | ITPO30IB08**YY |                |               |
|                       |             | Phenolic         | 1000      | ITPH30IB08**YY |                |               |

*Notes*

# 41/42 Kingpinless Casters - 2000lb

A complete series of kingpinless swivel and total lock casters

- Designed to be the ultimate solution of traditional casters with kingpin being loosened from lateral force
- Extended swivel radius for better maneuverability is available for 6" and 8"
- ASTM45 Steel precisely CNC machined raceway
- Hardened Raceway and ball bearings
- Bright Zinc finish is standard
- 1/4" thick top plate and legs

41/42 SERIES • CAPACITY 2000

41DS60JR0917YY



41DW60XBT317-000004



42HU60JI6417YY



41CP60JR6417-0U0000



41UX60JO6417TTL



## FASTENING PATTERNS

| Plate Code | Overall Size    | Bolt Hole Pattern   | Mounting Bolt Size |
|------------|-----------------|---|--------------------|
| 17         | 4" x 4-15/32"   | 2-5/8" x 3-5/8" to 3" x 3"<br>w/2 x 5/16" holes centered at 4.013" between long-way holes for use on structural framing | 3/8"               |
| 19         | 4-1/2" x 6-1/4" | 2-7/16" x 4-15/16" to 3-3/8" x 5-1/4"   | 1/2"               |

## Overall Height and Swivel Radius

| Wheel Diameter | Overall Height | Denotation Code | Swivel Radius | Total Lock Swivel Radius |
|----------------|----------------|-----------------|---------------|--------------------------|
| 4"             | 5-5/8"         | 40              | 3-1/4"        | 6"                       |
| 5"             | 6-1/2"         | 50              | 3-7/8"        | 6"                       |
| 6"             | 7-1/2"         | 60              | 4-9/16"       | 6"                       |
|                |                | 66              | 5-1/2"        |                          |
|                |                | 67              | 5-3/4"        |                          |
| 8"             | 9-1/2"         | 80              | 6"            | 6"                       |
|                | 10-1/8"        | 81              | 6-3/4"        |                          |
|                | 9-1/2"         | 85              | 7-3/4"        |                          |
|                | 10-1/2"        | 89              | 7-1/2"        |                          |



| Wheel Dia             | Tread Width | Wheel Type              | Load Cap.      | Available Bearing Options | Replace + with desired wheel color    |                |                 | +Color    |
|-----------------------|-------------|-------------------------|----------------|---------------------------|---------------------------------------|----------------|-----------------|-----------|
|                       |             |                         |                |                           | Replace ## with desired wheel bearing |                |                 |           |
|                       |             |                         |                |                           | SWIVEL                                | RIGID          | TOTAL           |           |
| Yoke Only             |             |                         |                |                           | 41ZZ40JZ83**YY                        | 42ZZ40JZ83**YY | 41ZZ40JZ83**TTL |           |
| 4"                    | 1-13/16"    | Solid Steel V-Groove    | 2000           |                           | 41SV40IT1417YY                        | 42SV40IT1417YY | 41SV40IT1417TTL |           |
|                       |             | Neo-Energizer™          | 500            | 04,09,60,48,57,12         | 41EN40JB##**YY                        | 42EN40JB##**YY | 41EN40JB##**TTL | A,I       |
|                       |             | Nomadic™                | 400            | 04,09,60,48,57,12         | 41NM40J+##**YY                        | 42NM40J+##**YY | 41NM40J+##**TTL |           |
|                       |             | Rubber on Nylon         | 400            | 04,09,60,48,57,12         | 41NR40JB##**YY                        | 42NR40JB##**YY | 41NR40JB##**TTL |           |
|                       |             | Rubber on Aluminum      | 400            | 04,09,60,48,57,12         | 41RA40JB##**YY                        | 42RA40JB##**YY | 41RA40JB##**TTL |           |
|                       |             | Low Profile Rubber      | 300            | 04,09,60,48,57,12         | 41LP40JB##**YY                        | 42LP40JB##**YY | 41LP40JB##**TTL |           |
|                       |             | Mold-On Rubber          | 400            | 04,09,60,48,57,12         | 41RS40JB##**YY                        | 42RS40JB##**YY | 41RS40JB##**TTL |           |
|                       |             | Blue Ergo™              | 400            |                           | 41BL40JL63**YY                        | 42BL40JL63**YY | 41BL40JL63**TTL |           |
|                       |             | Thermo-Pro™             | 300            | 04,09,60,63,48,57,12      | 41TP40J+##**YY                        | 42TP40J+##**YY | 41TP40J+##**TTL | A,I,T,Y   |
|                       |             | Xtreme Wheel            | 200            | 02                        | 41LS40JA62**YY                        | 42LS40JA62**YY | 41LS40JA62**TTL |           |
|                       |             | Polyolefin              | 500            | 04,09,60,63,48,57,12      | 41PO40J+##**YY                        | 42PO40J+##**YY | 41PO40J+##**TTL | B,E       |
|                       |             | Nylon                   | 810            | 04,09,60,48,57,12         | 41NY40JE##**YY                        | 42NY40JE##**YY | 41NY40JE##**TTL |           |
|                       |             | Ironman™                | 2000           | 04,09,60, 48,65,73,12     | 41NX40JB##**YY                        | 42NX40JB##**YY | 41NX40JB##**TTL |           |
|                       |             | RokHard™                | 800            | 04,09,62,57,12            | 41HI40JB##**YY                        | 42HI40JB##**YY | 41HI40JB##**TTL |           |
|                       |             | BrimStone™              | 800            | 04,09,90                  | 41GN40J+##**YY                        | 42GN40J+##**YY | 41GN40J+##**TTL | B,Q       |
|                       |             | Epoxy                   | 800            | 04,09,90                  | 41OV40JQ##**YY                        | 42OV40JQ##**YY | 41OV40JQ##**TTL |           |
|                       |             | MaxRok™                 | 800            | 04,09,49,57,12            | 41MA40JB##**YY                        | 42MA40JB##**YY | 41MA40JB##**TTL |           |
|                       |             | Phenolic                | 800            | 04,09,60,48,57,12         | 41PH40JB##**YY                        | 42PH40JB##**YY | 41PH40JB##**TTL |           |
|                       |             | Phenolic Straight Sided | 1000           | 04,09,60,57,12            | 41PH40TB##**YY                        | 42PH40TB##**YY | 41PH40TB##**TTL |           |
|                       |             | High-Temp Phenolic      | 600            | 04,09,90                  | 41HT40JQ##**YY                        | 42HT40JQ##**YY | 41HT40JQ##**TTL |           |
|                       |             | Polygon MaxRok™         | 700            | 04,09,60,48,57,12         | 41MU40J+##**YY                        | 42MU40J+##**YY | 41MU40J+##**TTL | G,K       |
|                       |             | Polygon AL™             | 800            | 04,09,60,48,57,12         | 41PA40J+##**YY                        | 42PA40J+##**YY | 41PA40J+##**TTL | N,R       |
|                       |             | DW-Black                | 470            |                           | 41DW40JLT3**YY                        | 42DW40JLT3**YY | 41DW40JLT3**TTL |           |
|                       |             | DW-Red                  | 540            |                           | 41DW40JRT3**YY                        | 42DW40JRT3**YY | 41DW40JRT3**TTL |           |
|                       |             | DW-Blue                 | 960            |                           | 41DW40JBT3**YY                        | 42DW40JBT3**YY | 41DW40JBT3**TTL |           |
|                       |             | DW-Gray                 | 1000           |                           | 41DW40JGT3**YY                        | 42DW40JGT3**YY | 41DW40JGT3**TTL |           |
|                       |             | Poly-Pro™               | 500            | 04,09,60,62,48,57,12      | 41PP40J+##**YY                        | 42PP40J+##**YY | 41PP40J+##**TTL | D,K,M,U,W |
|                       |             |                         | 600            |                           | 41PP40JP49**YY                        | 42PP40JP49**YY | 41PP40JP49**TTL |           |
|                       |             | Polymadic™              | 600            | 04,09,60,49,48,57,12      | 41PM40J+##**YY                        | 42PM40J+##**YY | 41PM40J+##**TTL | I,M       |
|                       |             | Polyon™                 | 800            |                           | 41PU40JV63**YY                        | 42PU40JV63**YY | 41PU40JV63**TTL |           |
|                       |             |                         | 800            | 04,09,60,48,57,12         | 41PU40J+##**YY                        | 42PU40J+##**YY | 41PU40J+##**TTL | G,V       |
|                       |             | EnergySaver Polyon™     | 800            | 04,09,60,48,57,12         | 41SW40JU##**YY                        | 42SW40JU##**YY | 41SW40JU##**TTL |           |
|                       |             | PolyFlexon™ Cast        | 700            | 04,09,60,48,57,12         | 41RP40JK##**YY                        | 42RP40JK##**YY | 41RP40JK##**TTL |           |
|                       |             | PolyFlexon™             | 900            |                           | 41UA40JO64**YY                        | 42UA40JO64**YY | 41UA40JO64**TTL |           |
|                       |             | Ultraflex™              | 900            |                           | 41UX40J+63**YY                        | 42UX40J+63**YY | 41UX40J+63**TTL | M,O       |
|                       |             | DuraLastomer™           | 750            | 09,60,48,57,12            | 41SU40JL##**YY                        | 42SU40JL##**YY | 41SU40JL##**TTL |           |
|                       |             | Super Elastomer         | 1200           |                           | 41SX40JI64**YY                        | 42SX40JI64**YY | 41SX40JI64**TTL |           |
|                       |             | ErgoLastomer™           | 1000           | 04,09,64,57,12            | 41HU40JI##**YY                        | 42HU40JI##**YY | 41HU40JI##**TTL |           |
|                       |             | Semi-Steel              | 700            | 04,09,60,48,57,12         | 41SS40JS##**YY                        | 42SS40JS##**YY | 41SS40JS##**TTL |           |
|                       |             | Heavy Duty Iron         | 900            | 04,09,60,48,57,12         | 41HS40JS##**YY                        | 42HS40JS##**YY | 41HS40JS##**TTL |           |
| Ductile               | 1500        | 04,09,60,63,57,12       | 41DS40JR##**YY | 42DS40JR##**YY            | 41DS40JR##**TTL                       |                |                 |           |
| Solid Steel           | 2000        | 09,63, B1,B5            | 41MS40JS##**YY | 42MS40JS##**YY            | 41MS40JS##**TTL                       |                |                 |           |
| EnergySaver Ductile™  | 1500        | 04,60,48,09,B1,B5       | 41CD40JR##**YY | 42CD40JR##**YY            | 41CD40JR##**TTL                       |                |                 |           |
| Ironman™ V-Groove     | 2000        |                         | 41NV40JT4P**YY | 42NV40JT4P**YY            | 41NV40JT4P**TTL                       |                |                 |           |
| MaxRok™ V-Groove      | 800         | 04,09,60,48,57,12       | 41MV40JT##**YY | 42MV40JT##**YY            | 41MV40JT##**TTL                       |                |                 |           |
| Iron V-Groove         | 600         | 04,09,60,48,57,12       | 41VG40JT##**YY | 42VG40JT##**YY            | 41VG40JT##**TTL                       |                |                 |           |
| Ductile V-Groove      | 1500        | 04,09,60,48,57, B1, B5  | 41DV40JT##**YY | 42DV40JT##**YY            | 41DV40JT##**TTL                       |                |                 |           |
| Conductive Ultraflex™ | 500         |                         | 41CX40JL63**YY | 42CX40JL63**YY            | 41CX40JL63**TTL                       |                |                 |           |

\*The Ever-Roll is not designed to sit.



| Wheel Dia             | Tread Width | Wheel Type          | Load Cap.      | Available Bearing Options | Replace + with desired wheel color    |                |                 | +Color        |
|-----------------------|-------------|---------------------|----------------|---------------------------|---------------------------------------|----------------|-----------------|---------------|
|                       |             |                     |                |                           | Replace ## with desired wheel bearing |                |                 |               |
|                       |             |                     |                |                           | SWIVEL                                | RIGID          | TOTAL           |               |
| 5"                    | 2"          | Yoke Only           |                |                           | 41ZZ50JZ83**YY                        | 42ZZ50JZ83**YY | 41ZZ50JZ83**TTL |               |
|                       |             | Neo-Energizer™      | 550            | 04,09,60,48,57,12         | 41EN50JB##**YY                        | 42EN50JB##**YY | 41EN50JB##**TTL |               |
|                       |             | Nomadic™            | 500            | 04,09,60,48,57,12         | 41NM50J+##**YY                        | 42NM50J+##**YY | 41NM50J+##**TTL | A,I           |
|                       |             | Rubber on Nylon     | 450            | 04,09,60,48,57,12         | 41NR50JB##**YY                        | 42NR50JB##**YY | 41NR50JB##**TTL |               |
|                       |             | Rubber on Aluminum  | 500            | 04,09,60,48,57,12         | 41RA50JB##**YY                        | 42RA50JB##**YY | 41RA50JB##**TTL |               |
|                       |             | Mold-On Rubber      | 400            | 04,09,60,48,57,12         | 41RS50JB##**YY                        | 42RS50JB##**YY | 41RS50JB##**TTL |               |
|                       |             | Blue Ergo™          | 400            |                           | 41BL50JL63**YY                        | 42BL50JL63**YY | 41BL50JL63**TTL |               |
|                       |             | CushEndure™         | 400            |                           | 41GR50JB19**YY                        | 42GR50JB19**YY | 41GR50JB19**TTL |               |
|                       |             | Thermo-Pro™         | 350            | 04,09,60,48,57,12         | 41TP50J+##**YY                        | 42TP50J+##**YY | 41TP50J+##**TTL | A,I,T,X,Y,Z   |
|                       |             | Xtreme Wheel        | 250            | 03                        | 41LS50JA62**YY                        | 42LS50JA62**YY | 41LS50JA62**TTL |               |
|                       |             | Polyolefin          | 650            | 04,09,60,48,57,12         | 41PO50J+##**YY                        | 42PO50J+##**YY | 41PO50J+##**TTL | B,E           |
|                       |             | Nylon               | 900            | 04,09,60,48,57,12         | 41NY50JE##**YY                        | 42NY50JE##**YY | 41NY50JE##**TTL |               |
|                       |             | Ironman             | 2000           | 65,73                     | 41NX50J+##**YY                        | 42NX50J+##**YY | 41NX50J+##**TTL | B,I           |
|                       |             | RokHard™            | 900            | 04,09,62,57,12            | 41HI50JB##**YY                        | 42HI50JB##**YY | 41HI50JB##**TTL |               |
|                       |             | BrimStone™          | 1000           | 04,09,90                  | 41GN50J+##**YY                        | 42GN50J+##**YY | 41GN50J+##**TTL | B,Q           |
|                       |             | Epoxy               | 1000           | 04,09,90                  | 41OV50JQ##**YY                        | 42OV50JQ##**YY | 41OV50JQ##**TTL |               |
|                       |             | MaxRok™             | 1000           | 04,09,63,49,57,12,60      | 41MA50JB##**YY                        | 42MA50JB##**YY | 41MA50JB##**TTL |               |
|                       |             | Phenolic            | 1000           | 04,09,60,48,57,12         | 41PH50JB##**YY                        | 42PH50JB##**YY | 41PH50JB##**TTL |               |
|                       |             | Hi-Temp Phenolic    | 750            | 04,09,90                  | 41HT50JQ##**YY                        | 42HT50JQ##**YY | 41HT50JQ##**TTL |               |
|                       |             | Sterollizer™        | 450            |                           | 41SL50JCB8**YY                        | 42SL50JCB8**YY | 41SL50JCB8**TTL |               |
|                       |             | Polygon MaxRok™     | 1000           | 04,09,60,63,48,57,12      | 41MU50J+##**YY                        | 42MU50J+##**YY | 41MU50J+##**TTL | G,K           |
|                       |             | Polygon AL™         | 900            | 04,09,60,48,57,12         | 41PA50J+##**YY                        | 42PA50J+##**YY | 41PA50J+##**TTL | N,R           |
|                       |             | Polygon - C         | 900            | 04,09,60,48,57,12         | 41PR50JL##**YY                        | 42PR50JL##**YY | 41PR50JL##**TTL |               |
|                       |             | DW-Black            | 550            |                           | 41DW50JLT3**YY                        | 42DW50JLT3**YY | 41DW50JLT3**TTL |               |
|                       |             | DW-Red              | 750            |                           | 41DW50JRT3**YY                        | 42DW50JRT3**YY | 41DW50JRT3**TTL |               |
|                       |             | DW-Blue             | 1160           |                           | 41DW50JBT3**YY                        | 42DW50JBT3**YY | 41DW50JBT3**TTL |               |
|                       |             | DW-Gray             | 1200           |                           | 41DW50JGT3**YY                        | 42DW50JGT3**YY | 41DW50JGT3**TTL |               |
|                       |             | Poly-Pro™           | 600            | 04,09,48,60,63,57,12      | 41PP50J+##**YY                        | 42PP50J+##**YY | 41PP50J+##**TTL | B,C,D,K,M,U,W |
|                       |             |                     | 700            |                           | 41PP50JP49**YY                        | 42PP50JP49**YY | 41PP50JP49**TTL |               |
|                       |             |                     |                |                           | 41PP50JH63**YY                        | 42PP50JH63**YY | 41PP50JH63**TTL |               |
|                       |             | Polymadic™          | 750            | 04,09,48,60,63,57,12      | 41PM50J+##**YY                        | 42PM50J+##**YY | 41PM50J+##**TTL | I,M           |
|                       |             | Polyon™             | 1100           |                           | 41PU50JV63**YY                        | 42PU50JV63**YY | 41PU50JV63**TTL |               |
|                       |             |                     | 1100           | 04,09,60,48,57,12         | 41PU50J+##**YY                        | 42PU50J+##**YY | 41PU50J+##**TTL | G,V           |
|                       |             | EnergySaver Polyon™ | 1300           | 04,09,60,48,57,12         | 41SW50JU##**YY                        | 42SW50JU##**YY | 41SW50JU##**TTL |               |
|                       |             | PolyFlexon™ Cast    | 800            | 04,09,60,48,57,12         | 41RP50JK##**YY                        | 42RP50JK##**YY | 41RP50JK##**TTL |               |
|                       |             | PolyFlexon™         | 900            |                           | 41UA50JO64**YY                        | 42UA50JO64**YY | 41UA50JO64**TTL |               |
|                       |             | Ultraflex™          | 900            |                           | 41UX50J+64**YY                        | 42UX50J+64**YY | 41UX50J+64**TTL | M,O           |
|                       |             | D-Polygon           | 900            |                           | 41UD50JL64**YY                        | 42UD50JL64**YY | 41UD50JL64**TTL |               |
|                       |             | DuraLastomer™       | 900            | 09,60,48,57,12            | 41SU50JL##**YY                        | 42SU50JL##**YY | 41SU50JL##**TTL |               |
|                       |             | Super Elastomer     | 1200           | 04,09,64,57,12            | 41SX50JI##**YY                        | 42SX50JI##**YY | 41SX50JI##**TTL |               |
|                       |             | ErgoLastomer™       | 1400           | 04,09,64,57,12            | 41HU50JI##**YY                        | 42HU50JI##**YY | 41HU50JI##**TTL |               |
|                       |             | Semi-Steel          | 1000           | 04,09,60,48,57,12         | 41SS50JS##**YY                        | 42SS50JS##**YY | 41SS50JS##**TTL |               |
|                       |             | Heavy Duty Iron     | 1200           | 04,09,60,63,57,12         | 41HS50JS##**YY                        | 42HS50JS##**YY | 41HS50JS##**TTL |               |
|                       |             | Ductile             | 1500           | 04,09,60,63,B1,B5         | 41DS50JR##**YY                        | 42DS50JR##**YY | 41DS50JR##**TTL |               |
|                       |             | Forged Steel        | 2000           | 02,09,60,B5,B1            | 41FS50JS##**YY                        | 42FS50JS##**YY | 41FS50JS##**TTL |               |
| EnergySaver Ductile™  | 1500        | 04,09,60,48,B1,B5   | 41CD50JR##**YY | 42CD50JR##**YY            | 41CD50JR##**TTL                       |                |                 |               |
| Iron V-Groove         | 900         | 04,09,60,48,57,12   | 41VG50JT##**YY | 42VG50JT##**YY            | 41VG50JT##**TTL                       |                |                 |               |
| Conductive Nylon      | 630         | 04,09,60,48,57,12   | 41CY50JH##**YY | 42CY50JH##**YY            | 41CY50JH##**TTL                       |                |                 |               |
| Conductive Ultraflex™ | 540         |                     | 41CX50JL64**YY | 42CX50JL64**YY            | 41CX50JL64**TTL                       |                |                 |               |

\*The Ever-Roll is not designed to sit.





| Wheel Dia             | Tread Width | Wheel Type              | Load Cap.      | Available Bearing Options | Replace + with desired wheel color    |                |                 | +Color      |
|-----------------------|-------------|-------------------------|----------------|---------------------------|---------------------------------------|----------------|-----------------|-------------|
|                       |             |                         |                |                           | Replace ## with desired wheel bearing |                |                 |             |
|                       |             |                         |                |                           | SWIVEL                                | RIGID          | TOTAL           |             |
| 6"                    | 2"          | Yoke Only               |                |                           | 41ZZ60JZ83**YY                        | 42ZZ60JZ83**YY | 41ZZ60JZ83**TTL |             |
|                       |             | Neo-Energizer™          | 600            | 04, 09,64, 57, 12         | 41EN60JB##**YY                        | 42EN60JB##**YY | 41EN60JB##**TTL |             |
|                       |             | Pneumatic               | 200            |                           | 41FP60JB60**YY                        | 42FP60JB60**YY | 41FP60JB60**TTL |             |
|                       |             | Foam Filled             | 200            |                           | 41FF60JB60**YY                        | 42FF60JB60**YY | 41FF60JB60**TTL |             |
|                       |             | Ever-Roll™              | 200            |                           | 41ER60J+60**YY                        | 42ER60J+60**YY | 41ER60J+60**TTL | B,I         |
|                       |             | Nomadic™                | 600            | 04,09,48,60,57,12         | 41NM60J+##**YY                        | 42NM60J+##**YY | 41NM60J+##**TTL | A,I         |
|                       |             | Rubber on Nylon         | 550            | 04,09,48,60,57,12         | 41NR60JB##**YY                        | 42NR60JB##**YY | 41NR60JB##**TTL |             |
|                       |             | Dura Cushion™           | 350            | 04,09,63,57,12            | 41BC60J+##**YY                        | 42BC60J+##**YY | 41BC60J+##**TTL | X,Z         |
|                       |             | Eco-Rubber              | 350            |                           | 41SN60JB53**YY                        | 42SN60JB53**YY | 41SN60JB53**TTL |             |
|                       |             | Rubber on Aluminum      | 550            | 04,09,48,60,57,12         | 41RA60JB##**YY                        | 42RA60JB##**YY | 41RA60JB##**TTL |             |
|                       |             | Mold-On Rubber          | 550            | 04,09,48,60,57,12         | 41RS60JB##**YY                        | 42RS60JB##**YY | 41RS60JB##**TTL |             |
|                       |             | Supreme Rubber          | 700            | 04,09,48,60,57,12         | 41RH60JS##**YY                        | 42RH60JS##**YY | 41RH60JS##**TTL |             |
|                       |             | Blue Ergo™              | 550            |                           | 41BL60JL63**YY                        | 42BL60JL63**YY | 41BL60JL63**TTL |             |
|                       |             | Thermo-Pro™             | 500            | 04,09,60,63,48,57,12      | 41TP60J+##**YY                        | 42TP60J+##**YY | 41TP60J+##**TTL | A,I,T,X,Y,Z |
|                       |             | Xtreme Wheel            | 350            | 04                        | 41LS60JA62**YY                        | 42LS60JA62**YY | 41LS60JA62**TTL |             |
|                       |             | Polyolefin              | 700            | 04,09,60,53,P3,48,57,12   | 41PO60J+##**YY                        | 42PO60J+##**YY | 41PO60J+##**TTL | B,E         |
|                       |             | Nylon                   | 1000           | 04,09,63,57,12            | 41NY60JE##**YY                        | 42NY60JE##**YY | 41NY60JE##**TTL |             |
|                       |             | Ironman                 | 2000           | 65, 73                    | 41NX60JB##**YY                        | 42NX60JB##**YY | 41NX60JB##**TTL |             |
|                       |             | RokHard™                | 1000           | 04,09,48,60,57,12         | 41HI60JB##**YY                        | 42HI60JB##**YY | 41HI60JB##**TTL |             |
|                       |             | BrimStone™              | 1100           | 04,09,60,90               | 41GN60J+##**YY                        | 42GN60J+##**YY | 41GN60J+##**TTL | B,Q         |
|                       |             | Epoxy                   | 1100           | 04,09,90                  | 41OV60JQ##**YY                        | 42OV60JQ##**YY | 41OV60JQ##**TTL |             |
|                       |             | MaxRok™                 | 1200           | 04,09,63,57,12            | 41MA60JB##**YY                        | 42MA60JB##**YY | 41MA60JB##**TTL |             |
|                       |             | Phenolic                | 1200           | 04,09,48,60,57,12         | 41PH60JB##**YY                        | 42PH60JB##**YY | 41PH60JB##**TTL |             |
|                       |             | Straight-Sided Phenolic | 1500           |                           | 41PH60TB##**YY                        | 42PH60TB##**YY | 41PH60TB##**TTL |             |
|                       |             | High-Temp Pnenolic      | 900            | 04,09,90                  | 41HT60JQ##**YY                        | 42HT60JQ##**YY | 41HT60JQ##**TTL |             |
|                       |             | Poly MaxRok™            | 1200           | 04,09,48,60,57,12         | 41MU60J+##**YY                        | 42MU60J+##**YY | 41MU60J+##**TTL | G,K         |
|                       |             | Polyon AL™              | 1200           | 04,09,48,60,57,12         | 41PA60J+##**YY                        | 42PA60J+##**YY | 41PA60J+##**TTL | N,R         |
|                       |             | Polyon-C                | 1200           | 04,09,48,60,57,12         | 41PR60JL##**YY                        | 42PR60JL##**YY | 41PR60JL##**TTL |             |
|                       |             | DW-Black                | 700            |                           | 41DW60JLT3**YY                        | 42DW60JLT3**YY | 41DW60JLT3**TTL |             |
|                       |             | DW-Red                  | 960            |                           | 41DW60JRT3**YY                        | 42DW60JRT3**YY | 41DW60JRT3**TTL |             |
|                       |             | DW-Blue                 | 1400           |                           | 41DW60JBT3**YY                        | 42DW60JBT3**YY | 41DW60JBT3**TTL |             |
|                       |             | DW-Gray                 | 1400           |                           | 41DW60JGT3**YY                        | 42DW60JGT3**YY | 41DW60JGT3**TTL |             |
|                       |             | Crown DW-Red            | 960            |                           | 41DW60XRT3**YY                        | 42DW60XRT3**YY | 41DW60XRT3**TTL |             |
|                       |             | Crown DW-Blue           | 1400           |                           | 41DW60XBT3**YY                        | 42DW60XBT3**YY | 41DW60XBT3**TTL |             |
|                       |             | Poly-Pro™               | 720            | 04,09,48,60,63,57,12      | 41PP60J+##**YY                        | 42PP60J+##**YY | 41PP60J+##**TTL | D,I,K,M,U,W |
|                       |             |                         | 900            |                           | 41PP60JP49**YY                        | 42PP60JP49**YY | 41PP60JP49**TTL |             |
|                       |             | Polymadic™              | 900            | 04,09,48,60,63,57,12      | 41PP60JH63**YY                        | 42PP60JH63**YY | 41PP60JH63**TTL |             |
|                       |             |                         |                |                           | 41PM60J+##**YY                        | 42PM60J+##**YY | 41PM60J+##**TTL | I,M         |
|                       |             | Polyon™                 | 1200           | 04,09,48,60,57,12         | 41PU60JV63**YY                        | 42PU60JV63**YY | 41PU60JV63**TTL |             |
|                       |             |                         |                |                           | 41PU60J+##**YY                        | 42PU60J+##**YY | 41PU60J+##**TTL | G,V         |
|                       |             | EnergySaver Polyon™     | 1400           | 04,09,63,57,12            | 41SW60JU##**YY                        | 42SW60JU##**YY | 41SW60JU##**TTL |             |
|                       |             | PolyFlexon™ Cast        | 900            | 04,09,63,57,12            | 41RP60JK##**YY                        | 42RP60JK##**YY | 41RP60JK##**TTL |             |
|                       |             | PolyFlexon™             | 900            |                           | 41UA60J+64**YY                        | 42UA60J+64**YY | 41UA60J+64**TTL | N,O         |
|                       |             | D-Polyon                | 1000           |                           | 41UD60JL64**YY                        | 42UD60JL64**YY | 41UD60JL64**TTL |             |
|                       |             | Ultraflex™              | 1000           |                           | 41UX60J+64**YY                        | 42UX60J+64**YY | 41UX60J+64**TTL | M,O         |
|                       |             | Champion                | 1200           |                           | 41CP60JN64**YY                        | 42CP60JN64**YY | 41CP60JN64**TTL |             |
|                       |             | DuraLastomer™           | 1000           | 09,48,60,57,12            | 41SU60JL##**YY                        | 42SU60JL##**YY | 41SU60JL##**TTL |             |
|                       |             | Super Elastomer         | 1400           |                           | 41SX60JI64**YY                        | 42SX60JI64**YY | 41SX60JI64**TTL |             |
|                       |             | ErgoLastomer™           | 1700           | 04,09,48,60,64,57,12      | 41HU60JI##**YY                        | 42HU60JI##**YY | 41HU60JI##**TTL |             |
|                       |             | Titan™ Ploymer          | 2000           |                           | 41PX60JO63**YY                        | 42PX60JO63**YY | 41PX60JO63**TTL |             |
| Conquer™              | 1800        |                         | 41CQ60JM64**YY | 42CQ60JM64**YY            | 41CQ60JM64**TTL                       |                |                 |             |
|                       | 1800        |                         | 41CQ60JL64**YY | 42CQ60JL64**YY            | 41CQ60JL64**TTL                       |                |                 |             |
| Semi-Steel            | 1200        | 04,09,48,60,57,12       | 41SS60JS##**YY | 42SS60JS##**YY            | 41SS60JS##**TTL                       |                |                 |             |
|                       |             | 04,09,60,63,57,12       | 41HS60JS##**YY | 42HS60JS##**YY            | 41HS60JS##**TTL                       | S=Flat Tread;  |                 |             |
| Heavy Duty Iron       | 1400        | 04,09,60,48,57,12       | 41HS60JX##**YY | 42HS60JX##**YY            | 41HS60JX##**TTL                       | X=Crown Tread  |                 |             |
|                       |             |                         |                |                           |                                       |                |                 |             |
| Ductile               | 2000        | 04,09,60,73,63,B1,B5    | 41DS60JR##**YY | 42DS60JR##**YY            | 41DS60JR##**TTL                       |                |                 |             |
| EnergySaver Ductile™  | 2000        | 04,09,48, 60,73,B1,B5   | 41CD60JR##**YY | 42CD60JR##**YY            | 41CD60JR##**TTL                       |                |                 |             |
| Forged Steel          | 2000        | 04,09,73,63,B1,B5       | 41FS60JS##**YY | 42FS60JS##**YY            | 41FS60JS##**TTL                       | S=Flat Tread;  |                 |             |
|                       |             |                         | 41FS60JX4P**YY | 42FS60JX4P**YY            | 41FS60JX4P**TTL                       | X=Crown Tread  |                 |             |
| Ironman™ V-Groove     | 2000        |                         | 41NV60JT4P**YY | 42NV60JT4P**YY            | 41NV60JT4P**TTL                       |                |                 |             |
| Iron V-Groove         | 1000        | 04,09,48,60,57,12       | 41VG60JT##**YY | 42VG60JT##**YY            | 41VG60JT##**TTL                       |                |                 |             |
| Ductile V-Groove      | 1500        | 04,09,57,12,63,B1,B5    | 41DV60JT##**YY | 42DV60JT##**YY            | 41DV60JT##**TTL                       |                |                 |             |
| Conductive Nylon      | 700         |                         | 41CY60JI62**YY | 42CY60JI62**YY            | 41CY60JI62**TTL                       |                |                 |             |
| Conductive Ultriflex™ | 600         |                         | 41CX60JL64**YY | 42CX60JL64**YY            | 41CX60JL64**TTL                       |                |                 |             |

\*The Ever-Roll is not designed to sit.



| Wheel Dia            | Tread Width | Wheel Type              | Load Cap.      | Available Bearing Options | Replace + with desired wheel color    |                                |       | +Color      |
|----------------------|-------------|-------------------------|----------------|---------------------------|---------------------------------------|--------------------------------|-------|-------------|
|                      |             |                         |                |                           | Replace ## with desired wheel bearing |                                |       |             |
|                      |             |                         |                |                           | SWIVEL                                | RIGID                          | TOTAL |             |
| 6"                   | 2"          | Yoke Only               |                |                           | 41ZZ66JZ8317YY                        | 42ZZ66JZ8317YY                 |       |             |
|                      |             | Neo-Energizer™          | 600            | 04, 09, 64, 57, 12        | 41EN66JB##17YY                        | 42EN66JB##17YY                 |       |             |
|                      |             | Pneumatic               | 200            |                           | 41FP66JB6017YY                        | 42FP66JB6017YY                 |       |             |
|                      |             | Foam Filled             | 200            |                           | 41FF66JB6017YY                        | 42FF66JB6017YY                 |       |             |
|                      |             | Ever-Roll™              | 200            |                           | 41ER66J+6017YY                        | 42ER66J+6017YY                 |       | B,I         |
|                      |             | Nomadic™                | 600            | 04,09,48,60,57,12         | 41NM66J+##17YY                        | 42NM66J+##17YY                 |       | A,I         |
|                      |             | Rubber on Nylon         | 550            | 04,09,48,60,57,12         | 41NR66JB##17YY                        | 42NR66JB##17YY                 |       |             |
|                      |             | Dura Cushion™           | 350            | 04,09,63,57,12            | 41BC66J+##17YY                        | 42BC66J+##17YY                 |       | X,Z         |
|                      |             | Eco-Rubber              | 350            |                           | 41SN66JB5317YY                        | 42SN66JB5317YY                 |       |             |
|                      |             | Rubber on Aluminum      | 550            | 04,09,48,60,57,12         | 41RA66JB##17YY                        | 42RA66JB##17YY                 |       |             |
|                      |             | Mold-On Rubber          | 550            | 04,09,48,60,57,12         | 41RS66JB##17YY                        | 42RS66JB##17YY                 |       |             |
|                      |             | Supreme Rubber          | 700            | 04,09,48,60,57,12         | 41RH66JS##17YY                        | 42RH66JS##17YY                 |       |             |
|                      |             | Blue Ergo™              | 550            |                           | 41BL66JL6317YY                        | 42BL66JL6317YY                 |       |             |
|                      |             | Thermo-Pro™             | 500            | 04,09,60,63,48,57,12      | 41TP66J+##17YY                        | 42TP66J+##17YY                 |       | A,I,T,X,Y,Z |
|                      |             | Polyolefin              | 700            | 04,09,60,53,P3,48,57,12   | 41PO66J+##17YY                        | 42PO66J+##17YY                 |       | B,E         |
|                      |             | Nylon                   | 1000           | 04,09,63,57,12            | 41NY66JE##17YY                        | 42NY66JE##17YY                 |       |             |
|                      |             | Ironman                 | 2000           | 65, 73                    | 41NX66JB##17YY                        | 42NX66JB##17YY                 |       |             |
|                      |             | RokHard™                | 1000           | 04,09,48,60,57,12         | 41HI66JB##17YY                        | 42HI66JB##17YY                 |       |             |
|                      |             | BrimStone™              | 1100           | 04,09,60,90               | 41GN66JQ##17YY                        | 42GN66JQ##17YY                 |       |             |
|                      |             | Epoxy                   | 1100           | 04,09,90                  | 41OV66JQ##17YY                        | 42OV66JQ##17YY                 |       |             |
|                      |             | MaxRok™                 | 1200           | 04,09,63,57,12            | 41MA66JB##17YY                        | 42MA66JB##17YY                 |       |             |
|                      |             | Phenolic                | 1200           | 04,09,48,60,57,12         | 41PH66JB##17YY                        | 42PH66JB##17YY                 |       |             |
|                      |             | Straight-sided Phenolic | 1500           |                           | 41PH66TB##17YY                        | 42PH66TB##17YY                 |       |             |
|                      |             | High-Temp Pnenolic      | 900            | 04,09,90                  | 41HT66JQ##17YY                        | 42HT66JQ##17YY                 |       |             |
|                      |             | Poly MaxRok™            | 1200           | 04,09,48,60,57,12         | 41MU66J+##17YY                        | 42MU66J+##17YY                 |       | G,K         |
|                      |             | Polyon AL™              | 1200           | 04,09,48,60,57,12         | 41PA66J+##17YY                        | 42PA66J+##17YY                 |       | N,R         |
|                      |             | Polyon-C                | 1200           | 04,09,48,60,57,12         | 41PR66JL##17YY                        | 42PR66JL##17YY                 |       |             |
|                      |             | DW-Black                | 700            |                           | 41DW66JLT317YY                        | 42DW66JLT317YY                 |       |             |
|                      |             | DW-Red                  | 960            |                           | 41DW66JRT317YY                        | 42DW66JRT317YY                 |       |             |
|                      |             | DW-Blue                 | 1400           |                           | 41DW66JBT317YY                        | 42DW66JBT317YY                 |       |             |
|                      |             | DW-Gray                 | 1400           |                           | 41DW66JGT317YY                        | 42DW66JGT317YY                 |       |             |
|                      |             | Crown DW-Red            | 960            |                           | 41DW66XRT3**YY                        | 42DW66XRT3**YY                 |       |             |
|                      |             | Crown DW-Blue           | 1400           |                           | 41DW66XBT3**YY                        | 42DW66XBT3**YY                 |       |             |
|                      |             | Poly-Pro™               | 720            | 04,09,48,60,63,57,12      | 41PP66J+##17YY                        | 42PP66J+##17YY                 |       | D,I,K,M,U,W |
|                      |             |                         | 900            |                           | 41PP66JP4917YY                        | 42PP66JP4917YY                 |       |             |
|                      |             |                         |                |                           | 41PP66JH6317YY                        | 42PP66JH6317YY                 |       |             |
|                      |             | Polymadic™              | 900            | 04,09,48,60,63,57,12      | 41PM66J+##17YY                        | 42PM66J+##17YY                 |       | I,M         |
|                      |             | Polyon™                 | 1200           |                           | 41PU66JV6317YY                        | 42PU66JV6317YY                 |       |             |
|                      |             |                         |                | 04,09,48,60,57,12         | 41PU66J+##17YY                        | 42PU66J+##17YY                 |       | G,V         |
|                      |             | EnergySaver Polyon™     | 1400           | 04,09,63,57,12            | 41SW66JU##17YY                        | 42SW66JU##17YY                 |       |             |
|                      |             | PolyFlexon™ Cast        | 900            | 04,09,63,57,12            | 41RP66JK##17YY                        | 42RP66JK##17YY                 |       |             |
|                      |             | PolyFlexon™             | 900            |                           | 41UA66J+6417YY                        | 42UA66J+6417YY                 |       | N,O         |
|                      |             | D-Polyon                | 1000           |                           | 41UD66JL6417YY                        | 42UD66JL6417YY                 |       |             |
|                      |             | Ultraflex™              | 1000           |                           | 41UX66J+6417YY                        | 42UX66J+6417YY                 |       | M,O         |
|                      |             | Champion                | 1200           |                           | 41CP66JN6417YY                        | 42CP66JN6417YY                 |       |             |
|                      |             | DuraLastomer™           | 1000           | 09,48,60,57,12            | 41SU66JL##17YY                        | 42SU66JL##17YY                 |       |             |
|                      |             | Super Elastomer         | 1400           |                           | 41SX66JI6417YY                        | 42SX66JI6417YY                 |       |             |
|                      |             | ErgoLastomer™           | 1700           | 04,09,48,60,64,57,12      | 41HU66JI##17YY                        | 42HU66JI##17YY                 |       |             |
|                      |             | Titan™ Ploymer          | 2000           |                           | 41PX66JO6317YY                        | 42PX66JO6317YY                 |       |             |
|                      |             | Conquer™                | 1800           |                           | 41CQ66JM6417YY                        | 42CQ66JM6417YY                 |       |             |
| 1800                 |             |                         | 41CQ66JL6417YY | 42CQ66JL6417YY            |                                       |                                |       |             |
| Semi-Steel           | 1200        | 04,09,48,60,57,12       | 41SS66JS##17YY | 42SS66JS##17YY            |                                       |                                |       |             |
| Heavy Duty Iron      | 1400        | 04,09,60,63,57,12       | 41HS66JS##17YY | 42HS66JS##17YY            |                                       | S=Flat Tread;<br>X=Crown Tread |       |             |
|                      |             | 09,48,60,57,12          | 41HS66JX##17YY | 42HS66JX##17YY            |                                       |                                |       |             |
| Ductile              | 2000        | 04,09,60,73,63,B1,B5    | 41DS66JR##17YY | 42DS66JR##17YY            |                                       |                                |       |             |
| EnergySaver Ductile™ | 2000        | 04,09,48, 60,73,B1,B5   | 41CD66JR##17YY | 42CD66JR##17YY            |                                       |                                |       |             |
| Forged Steel         | 2000        | 04,09,73,63,B1,B5       | 41FS66JS##17YY | 42FS66JS##17YY            |                                       | S=Flat Tread;<br>X=Crown Tread |       |             |
|                      |             |                         | 41FS66JX4P17YY | 42FS66JX4P17YY            |                                       |                                |       |             |
| Ironman™ V-Groove    | 2000        |                         | 41NV66JT4P17YY | 42NV66JT4P17YY            |                                       |                                |       |             |
| Iron V-Groove        | 1000        | 04,09,48,60,57,12       | 41VG66JT##17YY | 42VG66JT##17YY            |                                       |                                |       |             |
| Ductile V-Groove     | 1500        | 04,09,57,12,63,B1,B5    | 41DV66JT##17YY | 42DV66JT##17YY            |                                       |                                |       |             |
| Conductive Nylon     | 700         |                         | 41CY66JI6217YY | 42CY66JI6217YY            |                                       |                                |       |             |
| Conductive Ultrflex™ | 600         |                         | 41CX66JL6417YY | 42CX66JL6417YY            |                                       |                                |       |             |

\*The Ever-Roll is not designed to sit.



| Wheel Dia             | Tread Width | Wheel Type              | Load Cap.      | Available Bearing Options | Replace + with desired wheel color    |                               |       | +Color      |
|-----------------------|-------------|-------------------------|----------------|---------------------------|---------------------------------------|-------------------------------|-------|-------------|
|                       |             |                         |                |                           | Replace ## with desired wheel bearing |                               |       |             |
|                       |             |                         |                |                           | SWIVEL                                | RIGID                         | TOTAL |             |
| 6"                    | 2"          | Yoke Only               |                |                           | 41ZZ67JZ8317YY                        | 42ZZ67JZ8317YY                |       |             |
|                       |             | Neo-Energizer™          | 600            | 04, 09, 64, 57, 12        | 41EN67JB##17YY                        | 42EN67JB##17YY                |       |             |
|                       |             | Pneumatic               | 200            |                           | 41FP67JB6017YY                        | 42FP67JB6017YY                |       |             |
|                       |             | Foam Filled             | 200            |                           | 41FF67JB6017YY                        | 42FF67JB6017YY                |       |             |
|                       |             | Ever-Roll™              | 200            |                           | 41ER67J+6017YY                        | 42ER67J+6017YY                |       | B,I         |
|                       |             | Nomadic™                | 600            | 04,09,48,60,57,12         | 41NM67J+##17YY                        | 42NM67J+##17YY                |       | A,I         |
|                       |             | Rubber on Nylon         | 550            | 04,09,48,60,57,12         | 41NR67JB##17YY                        | 42NR67JB##17YY                |       |             |
|                       |             | Dura Cushion™           | 350            | 04,09,63,57,12            | 41BC67J+##17YY                        | 42BC67J+##17YY                |       | X,Z         |
|                       |             | Eco-Rubber              | 350            |                           | 41SN67JB5317YY                        | 42SN67JB5317YY                |       |             |
|                       |             | Rubber on Aluminum      | 550            | 04,09,48,60,57,12         | 41RA67JB##17YY                        | 42RA67JB##17YY                |       |             |
|                       |             | Mold-On Rubber          | 550            | 04,09,48,60,57,12         | 41RS67JB##17YY                        | 42RS67JB##17YY                |       |             |
|                       |             | Supreme Rubber          | 700            | 04,09,48,60,57,12         | 41RH67JS##17YY                        | 42RH67JS##17YY                |       |             |
|                       |             | Blue Ergo™              | 550            |                           | 41BL67JL6317YY                        | 42BL67JL6317YY                |       |             |
|                       |             | Thermo-Pro™             | 500            | 04,09,60,63,48,57,12      | 41TP67J+##17YY                        | 42TP67J+##17YY                |       | A,I,T,X,Y,Z |
|                       |             | Polyolefin              | 700            | 04,09,60,53,P3,48,57,12   | 41PO67J+##17YY                        | 42PO67J+##17YY                |       | B,E         |
|                       |             | Nylon                   | 1000           | 04,09,63,57,12            | 41NY67JE##17YY                        | 42NY67JE##17YY                |       |             |
|                       |             | Ironman                 | 2000           | 65, 73                    | 41NX67JB##17YY                        | 42NX67JB##17YY                |       |             |
|                       |             | RokHard™                | 1000           | 04,09,48,60,57,12         | 41HI67JB##17YY                        | 42HI67JB##17YY                |       |             |
|                       |             | BrimStone™              | 1100           | 04,09,60,90               | 41GN67J+##17YY                        | 42GN67J+##17YY                |       | B,Q         |
|                       |             | Epoxy                   | 1100           | 04,09,90                  | 41OV67JQ##17YY                        | 42OV67JQ##17YY                |       |             |
|                       |             | MaxRok™                 | 1200           | 04,09,63,57,12            | 41MA67JB##17YY                        | 42MA67JB##17YY                |       |             |
|                       |             | Phenolic                | 1200           | 04,09,48,60,57,12         | 41PH67JB##17YY                        | 42PH67JB##17YY                |       |             |
|                       |             | Straight-sided Phenolic | 1500           |                           | 41PH67TB##17YY                        | 42PH67TB##17YY                |       |             |
|                       |             | High-Temp Phenolic      | 900            | 04,09,90                  | 41HT67JQ##17YY                        | 42HT67JQ##17YY                |       |             |
|                       |             | Poly MaxRok™            | 1200           | 04,09,48,60,57,12         | 41MU67J+##17YY                        | 42MU67J+##17YY                |       | G,K         |
|                       |             | Polyon AL™              | 1200           | 04,09,48,60,57,12         | 41PA67J+##17YY                        | 42PA67J+##17YY                |       | N,R         |
|                       |             | Polyon-C                | 1200           | 04,09,48,60,57,12         | 41PR67JL##17YY                        | 42PR67JL##17YY                |       |             |
|                       |             | DW-Black                | 700            |                           | 41DW67JLT317YY                        | 42DW67JLT317YY                |       |             |
|                       |             | DW-Red                  | 960            |                           | 41DW67JRT317YY                        | 42DW67JRT317YY                |       |             |
|                       |             | DW-Blue                 | 1400           |                           | 41DW67JBT317YY                        | 42DW67JBT317YY                |       |             |
|                       |             | DW-Gray                 | 1400           |                           | 41DW67JGT317YY                        | 42DW67JGT317YY                |       |             |
|                       |             | Crown DW-Red            | 960            |                           | 41DW67XRT3**YY                        | 42DW67XRT3**YY                |       |             |
|                       |             | Crown DW-Blue           | 1400           |                           | 41DW67XBT3**YY                        | 42DW67XBT3**YY                |       |             |
|                       |             | Poly-Pro™               | 720            | 04,09,48,60,63,57,12      | 41PP67J+##17YY                        | 42PP67J+##17YY                |       | D,I,K,M,W,U |
|                       |             |                         | 900            |                           | 41PP67JP4917YY                        | 42PP67JP4917YY                |       |             |
|                       |             | Polymadic™              | 900            | 04,09,48,60,63,57,12      | 41PP67JH6317YY                        | 42PP67JH6317YY                |       |             |
|                       |             |                         |                |                           | 41PM67J+##17YY                        | 42PM67J+##17YY                |       | I,M         |
|                       |             | Polyon™                 | 1200           | 04,09,48,60,57,12         | 41PU67JV6317YY                        | 42PU67JV6317YY                |       |             |
|                       |             |                         |                |                           | 41PU67J+##17YY                        | 42PU67J+##17YY                |       | G,V         |
|                       |             | EnergySaver Polyon™     | 1400           | 04,09,63,57,12            | 41SW67JU##17YY                        | 42SW67JU##17YY                |       |             |
|                       |             | PolyFlexon™ Cast        | 900            | 04,09,63,57,12            | 41RP67JK##17YY                        | 42RP67JK##17YY                |       |             |
|                       |             | PolyFlexon™             | 900            |                           | 41UA67J+6417YY                        | 42UA67J+6417YY                |       | N,O         |
|                       |             | D-Polyon                | 1000           |                           | 41UD67JL6417YY                        | 42UD67JL6417YY                |       |             |
|                       |             | Ultraflex™              | 1000           |                           | 41UX67J+6417YY                        | 42UX67J+6417YY                |       | M,O         |
|                       |             | Champion                | 1200           |                           | 41CP67JN6417YY                        | 42CP67JN6417YY                |       |             |
|                       |             | DuraLastomer™           | 1000           | 09,48,60,57,12            | 41SU67JL##17YY                        | 42SU67JL##17YY                |       |             |
|                       |             | Super Elastomer         | 1400           |                           | 41SX67JI6417YY                        | 42SX67JI6417YY                |       |             |
|                       |             | ErgoLastomer™           | 1700           | 04,09,48,60,64,57,12      | 41HU67JI##17YY                        | 42HU67JI##17YY                |       |             |
|                       |             | Titan™ Ploymer          | 2000           |                           | 41PX67JO6317YY                        | 42PX67JO6317YY                |       |             |
|                       |             | Conquer™                | 1800           |                           | 41CQ67JM6417YY                        | 42CQ67JM6417YY                |       |             |
| 1800                  |             |                         | 41CQ67JL6417YY | 42CQ67JL6417YY            |                                       |                               |       |             |
| Semi-Steel            | 1200        | 04,09,48,60,57,12       | 41SS67JS##17YY | 42SS67JS##17YY            |                                       |                               |       |             |
| Heavy Duty Iron       | 1400        | 04,09,60,63,57,12       | 41HS67JS##17YY | 42HS67JS##17YY            |                                       |                               |       |             |
|                       |             | 09,48,60,57,12          | 41HS67JX##17YY | 42HS67JX##17YY            |                                       | S=Flat Tread<br>X=Crown Tread |       |             |
| Ductile               | 2000        | 04,09,60,73,63,B1,B5    | 41DS67JR##17YY | 42DS67JR##17YY            |                                       |                               |       |             |
| EnergySaver Ductile™  | 2000        | 04,09,48, 60,73,B1,B5   | 41CD67JR##17YY | 42CD67JR##17YY            |                                       |                               |       |             |
| Forged Steel          | 2000        | 04,09,73,63,B1,B5       | 41FS67JS##17YY | 42FS67JS##17YY            |                                       |                               |       |             |
|                       |             |                         | 41FS67JX4P17YY | 42FS67JX4P17YY            |                                       | S=Flat Tread<br>X=Crown Tread |       |             |
| Ironman™ V-Groove     | 2000        |                         | 41NV67JT4P17YY | 42NV67JT4P17YY            |                                       |                               |       |             |
| Iron V-Groove         | 1000        | 04,09,48,60,57,12       | 41VG67JT##17YY | 42VG67JT##17YY            |                                       |                               |       |             |
| Ductile V-Groove      | 1500        | 04,09,57,12,63,B1,B5    | 41DV67JT##17YY | 42DV67JT##17YY            |                                       |                               |       |             |
| Conductive Nylon      | 700         |                         | 41CY67JI6217YY | 42CY67JI6217YY            |                                       |                               |       |             |
| Conductive Ultraflex™ | 600         |                         | 41CX67JL6417YY | 42CX67JL6417YY            |                                       |                               |       |             |

\*The Ever-Roll is not designed to sit.



| Wheel Dia             | Tread Width | Wheel Type           | Load Cap.      | Available Bearing Options  | Replace + with desired wheel color    |                |                 | +Color        |
|-----------------------|-------------|----------------------|----------------|----------------------------|---------------------------------------|----------------|-----------------|---------------|
|                       |             |                      |                |                            | Replace ## with desired wheel bearing |                |                 |               |
|                       |             |                      |                |                            | SWIVEL                                | RIGID          | TOTAL           |               |
| 8"                    | 2"          | Yoke Only            |                |                            | 41ZZ80JZ83**YY                        | 42ZZ80JZ83**YY | 41ZZ80JZ83**TTL |               |
|                       |             | Neo-Energizer™       | 600            | 04,09,64,57,12             | 41EN80JB##**YY                        | 42EN80JB##**YY | 41EN80JB##**TTL |               |
|                       |             | Nomadic™             | 700            | 04,09,48,60,57,12          | 41NM80J+##**YY                        | 42NM80J+##**YY | 41NM80J+##**TTL | A,I           |
|                       |             | Rubber on Nylon      | 600            | 04,09,48,60,57,12          | 41NR80JB##**YY                        | 42NR80JB##**YY | 41NR80JB##**TTL |               |
|                       |             | Dura Cushion™        | 450            | 04,09,63,57,12             | 41BC80J+##**YY                        | 42BC80J+##**YY | 41BC80J+##**TTL | X,Z           |
|                       |             | Eco-Rubber           | 450            | 53,P3                      | 41SN80UC##**YY                        | 42SN80UC##**YY | 41SN80UC##**TTL |               |
|                       |             | Rubber on Aluminum   | 600            | 04,09,48,60,57,12          | 41RA80JB##**YY                        | 42RA80JB##**YY | 41RA80JB##**TTL |               |
|                       |             | Mold-On Rubber       | 600            | 04,09,48,60,57,12          | 41RS80JB##**YY                        | 42RS80JB##**YY | 41RS80JB##**TTL |               |
|                       |             | Supreme Rubber       | 810            | 04,09,63,57,12             | 41RH80JS##**YY                        | 42RH80JS##**YY | 41RH80JS##**TTL |               |
|                       |             | Blue Ergo™           | 600            |                            | 41BL80JL63**YY                        | 42BL80JL63**YY | 41BL80JL63**TTL |               |
|                       |             | Thermo-Pro™          | 600            | 04,09,60,63,48,57,12       | 41TP80J+##**YY                        | 42TP80J+##**YY | 41TP80J+##**TTL | A,I,T,X,Y,Z   |
|                       |             | Xtreme Wheel         | 400            | 05                         | 41LS80JA62**YY                        | 42LS80JA62**YY | 41LS80JA62**TTL |               |
|                       |             | Polyolefin           | 900            | 04,09,60,53,P3,48,57,90,12 | 41PO80J+##**YY                        | 42PO80J+##**YY | 41PO80J+##**TTL | B,E           |
|                       |             | Nylon                | 1100           | 04,09,63,57,12             | 41NY80JE##**YY                        | 42NY80JE##**YY | 41NY80JE##**TTL |               |
|                       |             | Ironman              | 2000           | 65,73                      | 41NX80JB##**YY                        | 42NX80JB##**YY | 41NX80JB##**TTL |               |
|                       |             | RokHard™             | 1100           | 04,09,48,60,57,12          | 41HI80JB##**YY                        | 42HI80JB##**YY | 41HI80JB##**TTL |               |
|                       |             | BrimStone™           | 1200           | 04,09,60,90                | 41GN80J+##**YY                        | 42GN80J+##**YY | 41GN80J+##**TTL | B,Q           |
|                       |             | Epoxy                | 1200           | 04,09                      | 41OV80JQ##**YY                        | 42OV80JQ##**YY | 41OV80JQ##**TTL |               |
|                       |             | MaxRok™              | 1400           | 04,09,49,57,12             | 41MA80JB##**YY                        | 42MA80JB##**YY | 41MA80JB##**TTL |               |
|                       |             | Phenolic             | 1400           | 04,09,48,60,57,12          | 41PH80JB##**YY                        | 42PH80JB##**YY | 41PH80JB##**TTL |               |
|                       |             | High-Temp Pnenolic   | 1100           | 04,09,90                   | 41HT80JQ##**YY                        | 42HT80JQ##**YY | 41HT80JQ##**TTL |               |
|                       |             | Poly MaxRok™         | 1400           | 04,09,48,60,57,12          | 41MU80J+##**YY                        | 42MU80J+##**YY | 41MU80J+##**TTL | G,K           |
|                       |             | Polygon AL™          | 1500           | 04,09,48,60,57,12          | 41PA80J+##**YY                        | 42PA80J+##**YY | 41PA80J+##**TTL | N,R           |
|                       |             | DW-Black             | 750            |                            | 41DW80JLT3**YY                        | 42DW80JLT3**YY | 41DW80JLT3**TTL |               |
|                       |             | DW-Red               | 1100           |                            | 41DW80JRT3**YY                        | 42DW80JRT3**YY | 41DW80JRT3**TTL |               |
|                       |             | DW-Blue              | 1600           |                            | 41DW80JBT3**YY                        | 42DW80JBT3**YY | 41DW80JBT3**TTL |               |
|                       |             | DW-Gray              | 1700           |                            | 41DW80JGT3**YY                        | 42DW80JGT3**YY | 41DW80JGT3**TTL |               |
|                       |             | Crown DW-Red         | 1100           |                            | 41DW80XRT3**YY                        | 42DW80XRT3**YY | 41DW80XRT3**TTL |               |
|                       |             | Crown DW-Blue        | 1600           |                            | 41DW80XBT3**YY                        | 42DW80XBT3**YY | 41DW80XBT3**TTL |               |
|                       |             | Poly-Pro™            | 810            | 04,09,48,60,63,57,12       | 41PP80J+##**YY                        | 42PP80J+##**YY | 41PP80J+##**TTL | C,D,I,K,M,U,W |
|                       |             |                      | 1000           |                            | 41PP80JP49**YY                        | 42PP80JP49**YY | 41PP80JP49**TTL |               |
|                       |             |                      | 1000           |                            | 41PP80JH63**YY                        | 42PP80JH63**YY | 41PP80JH63**TTL |               |
|                       |             | Polymadic™           | 1000           | 04,09,48,60,63,57,12       | 41PM80J+##**YY                        | 42PM80J+##**YY | 41PM80J+##**TTL | I,M           |
|                       |             | Polygon™             | 1400           |                            | 41PU80JV63**YY                        | 42PU80JV63**YY | 41PU80JV63**TTL |               |
|                       |             |                      |                | 04,09,48,60,57,12          | 41PU80J+##**YY                        | 42PU80J+##**YY | 41PU80J+##**TTL | G,V           |
|                       |             | EnergySaver Polygon™ | 1500           | 04,09,48,60,57,12          | 41SW80JU##**YY                        | 42SW80JU##**YY | 41SW80JU##**TTL |               |
|                       |             | PolyFlexon™ Cast     | 1000           |                            | 41RP80JK63**YY                        | 42RP80JK63**YY | 41RP80JK63**TTL |               |
|                       |             | PolyFlexon™          | 1200           |                            | 41UA80J+64**YY                        | 42UA80J+64**YY | 41UA80J+64**TTL | N,O           |
|                       |             | D-Polygon            | 1200           |                            | 41UD80JL64**YY                        | 42UD80JL64**YY | 41UD80JL64**TTL |               |
|                       |             | Ultraflex™           | 1200           |                            | 41UX80J+64**YY                        | 42UX80J+64**YY | 41UX80J+64**TTL | M,O           |
|                       |             | Champion             | 1500           |                            | 41CP80JN64**YY                        | 42CP80JN64**YY | 41CP80JN64**TTL |               |
|                       |             | DuraLastomer™        | 1000           | 09,48,60,57,12             | 41SU80JL##**YY                        | 42SU80JL##**YY | 41SU80JL##**TTL |               |
|                       |             | Super Elastomer      | 1500           |                            | 41SX80JI64**YY                        | 42SX80JI64**YY | 41SX80JI64**TTL |               |
|                       |             | ErgoLastomer™        | 2000           | 04,09,64,57,12             | 41HU80JI##**YY                        | 42HU80JI##**YY | 41HU80JI##**TTL |               |
|                       |             | Titan™ Ploymer       | 2000           |                            | 41PX80JO63**YY                        | 42PX80JO63**YY | 41PX80JO63**TTL |               |
|                       |             | Conquer™             | 2000           |                            | 41CQ80JM64**YY                        | 42CQ80JM6417YY | 41CQ80JM6417TTL |               |
|                       |             |                      | 2000           |                            | 41CQ80JL64**YY                        | 42CQ80JL6417YY | 41CQ80JL6417TTL |               |
|                       |             | Semi-Steel           | 1400           | 04,09,48,60,57,12          | 41SS80JS##**YY                        | 42SS80JS##**YY | 41SS80JS##**TTL |               |
|                       |             | Heavy Duty Iron      | 1600           | 04,09,48,60,57,12          | 41HS80JS##**YY                        | 42HS80JS##**YY | 41HS80JS##**TTL | S=Flat Tread  |
|                       |             |                      |                |                            | 41HS80JX##**YY                        | 42HS80JX##**YY | 41HS80JX##**TTL | X=Crown Tread |
|                       |             | Ductile              | 2000           | 04,09,48,60,B1,B5          | 41DS80JR##**YY                        | 42DS80JR##**YY | 41DS80JR##**TTL |               |
|                       |             | EnergySaver Ductile™ | 2000           | 04,09,48,60,B1,B5          | 41CD80JR##**YY                        | 42CD80JR##**YY | 41CD80JR##**TTL |               |
| Forged Steel          | 2000        | 04,09,63,B5,B1       | 41FS80JS##**YY | 42FS80JS##**YY             | 41FS80JS##**TTL                       | S=Flat Tread   |                 |               |
|                       |             |                      | 41FS80JX4P**YY | 42FS80JX4P**YY             | 41FS80JX4P**TTL                       | X=Crown Tread  |                 |               |
| Ironman™ V-Groove     | 2000        |                      | 41NV80JT4P**YY | 42NV80JT4P**YY             | 41NV80JT4P**TTL                       |                |                 |               |
| Iron V-Groove         | 1200        | 04,09,48,60,57,12    | 41VG80JT##**YY | 42VG80JT##**YY             | 41VG80JT##**TTL                       |                |                 |               |
| Conductive Nylon      | 770         |                      | 41CY80JI62**YY | 42CY80JI62**YY             | 41CY80JI62**TTL                       |                |                 |               |
| Conductive Ultraflex™ | 700         |                      | 41CX80JL64**YY | 42CX80JL64**YY             | 41CX80JL64**TTL                       |                |                 |               |



| Wheel Dia             | Tread Width | Wheel Type           | Load Cap.      | Available Bearing Options  | Replace + with desired wheel color    |                               |       | +Color                        |
|-----------------------|-------------|----------------------|----------------|----------------------------|---------------------------------------|-------------------------------|-------|-------------------------------|
|                       |             |                      |                |                            | Replace ## with desired wheel bearing |                               |       |                               |
|                       |             |                      |                |                            | SWIVEL                                | RIGID                         | TOTAL |                               |
| 8"                    | 2"          | Yoke Only            |                |                            | 41ZZ81JZ8317YY                        | 42ZZ81JZ8317YY                |       |                               |
|                       |             | Neo-Energizer™       | 600            | 04,09,64,57,12             | 41EN81JB##17YY                        | 42EN81JB##17YY                |       | A,I                           |
|                       |             | Nomadic™             | 700            | 04,09,48,60,57,12          | 41NM81J+##17YY                        | 42NM81J+##17YY                |       |                               |
|                       |             | Rubber on Nylon      | 600            | 04,09,48,60,57,12          | 41NR81JB##17YY                        | 42NR81JB##17YY                |       | X,Z                           |
|                       |             | Dura Cushion™        | 450            | 04,09,63,57,12             | 41BC81J+##17YY                        | 42BC81J+##17YY                |       |                               |
|                       |             | Eco-Rubber           | 450            | 53,P3                      | 41SN81UC##17YY                        | 42SN81UC##17YY                |       |                               |
|                       |             | Rubber on Aluminum   | 600            | 04,09,48,60,57,12          | 41RA81JB##17YY                        | 42RA81JB##17YY                |       |                               |
|                       |             | Mold-On Rubber       | 600            | 04,09,48,60,57,12          | 41RS81JB##17YY                        | 42RS81JB##17YY                |       |                               |
|                       |             | Supreme Rubber       | 810            | 04,09,63,57,12             | 41RH81JS##17YY                        | 42RH81JS##17YY                |       |                               |
|                       |             | Blue Ergo™           | 600            |                            | 41BL81JL6317YY                        | 42BL81JL6317YY                |       |                               |
|                       |             | Thermo-Pro™          | 600            | 04,09,60,63,48,57,12       | 41TP81J+##17YY                        | 42TP81J+##17YY                |       | A,I,T,X,Y,Z                   |
|                       |             | Polyolefin           | 900            | 04,09,60,53,P3,48,57,90,12 | 41PO81J+##17YY                        | 42PO81J+##17YY                |       | B,E                           |
|                       |             | Nylon                | 1100           | 04,09,63,57,12             | 41NY81JE##17YY                        | 42NY81JE##17YY                |       |                               |
|                       |             | Ironman              | 2000           | 65,73                      | 41NX81JB##17YY                        | 42NX81JB##17YY                |       |                               |
|                       |             | RokHard™             | 1100           | 04,09,48,60,57,12          | 41HI81JB##17YY                        | 42HI81JB##17YY                |       |                               |
|                       |             | BrimStone™           | 1200           | 04,09,60,90                | 41GN81J+##17YY                        | 42GN81J+##17YY                |       | B,Q                           |
|                       |             | Epoxy                | 1200           | 04,09                      | 41OV81JQ##17YY                        | 42OV81JQ##17YY                |       |                               |
|                       |             | MaxRok™              | 1400           | 04,09,49,57,12             | 41MA81JB##17YY                        | 42MA81JB##17YY                |       |                               |
|                       |             | Phenolic             | 1400           | 04,09,48,60,57,12          | 41PH81JB##17YY                        | 42PH81JB##17YY                |       |                               |
|                       |             | High-Temp Phenolic   | 1100           | 04,09,90                   | 41HT81JQ##17YY                        | 42HT81JQ##17YY                |       |                               |
|                       |             | Poly MaxRok™         | 1400           | 04,09,48,60,57,12          | 41MU81J+##17YY                        | 42MU81J+##17YY                |       | G,K                           |
|                       |             | Polygon AL™          | 1500           | 04,09,48,60,57,12          | 41PA81J+##17YY                        | 42PA81J+##17YY                |       | N,R                           |
|                       |             | DW-Black             | 750            |                            | 41DW81JLT317YY                        | 42DW81JLT317YY                |       |                               |
|                       |             | DW-Red               | 1100           |                            | 41DW81JRT317YY                        | 42DW81JRT317YY                |       |                               |
|                       |             | DW-Blue              | 1600           |                            | 41DW81JBT317YY                        | 42DW81JBT317YY                |       |                               |
|                       |             | DW-Gray              | 1700           |                            | 41DW81JGT317YY                        | 42DW81JGT317YY                |       |                               |
|                       |             | Crown DW-Red         | 1100           |                            | 41DW81XRT3**YY                        | 42DW81XRT3**YY                |       |                               |
|                       |             | Crown DW-Blue        | 1600           |                            | 41DW81XBT3**YY                        | 42DW81XBT3**YY                |       |                               |
|                       |             | Poly-Pro™            | 810            | 04,09,48,60,63,57,12       | 41PP81J+##17YY                        | 42PP81J+##17YY                |       | C,D,I,K,M,U,W                 |
|                       |             |                      | 1000           |                            | 41PP81JP4917YY                        | 42PP81JP4917YY                |       |                               |
|                       |             |                      | 1000           |                            | 41PP81JH6317YY                        | 42PP81JH6317YY                |       |                               |
|                       |             | Polymadic™           | 1000           | 04,09,48,60,63,57,12       | 41PM81J+##17YY                        | 42PM81J+##17YY                |       | I,M                           |
|                       |             | Polygon™             | 1400           |                            | 41PU81JV6317YY                        | 42PU81JV6317YY                |       |                               |
|                       |             |                      |                | 04,09,48,60,57,12          | 41PU81J+##17YY                        | 42PU81J+##17YY                |       | G,V                           |
|                       |             | EnergySaver Polygon™ | 1500           | 04,09,48,60,57,12          | 41SW81JU##17YY                        | 42SW81JU##17YY                |       |                               |
|                       |             | PolyFlexon™ Cast     | 1000           |                            | 41RP81JK6317YY                        | 42RP81JK6317YY                |       |                               |
|                       |             | PolyFlexon™          | 1200           |                            | 41UA81J+6417YY                        | 42UA81J+6417YY                |       | N,O                           |
|                       |             | D-Polygon            | 1200           |                            | 41UD81JL6417YY                        | 42UD81JL6417YY                |       |                               |
|                       |             | Ultraflex™           | 1200           |                            | 41UX81J+6417YY                        | 42UX81J+6417YY                |       | M,O                           |
|                       |             | Champion             | 1500           |                            | 41CP81JN6417YY                        | 42CP81JN6417YY                |       |                               |
|                       |             | DuraLastomer™        | 1000           | 09,48,60,57,12             | 41SU81JL##17YY                        | 42SU81JL##17YY                |       |                               |
|                       |             | Super Elastomer      | 1500           |                            | 41SX81JI6417YY                        | 42SX81JI6417YY                |       |                               |
|                       |             | ErgoLastomer™        | 2000           | 04,09,64,57,12             | 41HU81JI##17YY                        | 42HU81JI##17YY                |       |                               |
|                       |             | Titan™ Ploymer       | 2000           |                            | 41PX81JO6317YY                        | 42PX81JO6317YY                |       |                               |
|                       |             | Conquer™             | 2000           |                            | 41CQ81JM6417YY                        | 42CQ81JM6417YY                |       |                               |
|                       |             |                      | 2000           |                            | 41CQ81JL6417YY                        | 42CQ81JL6417YY                |       |                               |
|                       |             | Semi-Steel           | 1400           | 04,09,48,60,57,12          | 41SS81JS##17YY                        | 42SS81JS##17YY                |       |                               |
|                       |             | Heavy Duty Iron      | 1600           | 04,09,48,60,57,12          | 41HS81JS##17YY                        | 42HS81JS##17YY                |       | S=Flat Tread<br>X=Crown Tread |
|                       |             |                      |                |                            | 41HS81JX##17YY                        | 42HS81JX##17YY                |       |                               |
|                       |             | Ductile              | 2000           | 04,09,48,60,B1,B5          | 41DS81JR##17YY                        | 42DS81JR##17YY                |       |                               |
| EnergySaver Ductile™  | 2000        | 04,09,48,60,B1,B5    | 41CD81JR##17YY | 42CD81JR##17YY             |                                       |                               |       |                               |
| Forged Steel          | 2000        | 04,09,63,B5,B1       | 41FS81JS##17YY | 42FS81JS##17YY             |                                       | S=Flat Tread<br>X=Crown Tread |       |                               |
|                       |             |                      | 41FS81JX4P17YY | 42FS81JX4P17YY             |                                       |                               |       |                               |
| Ironman™ V-Groove     | 2000        |                      | 41NV81JT4P17YY | 42NV81JT4P17YY             |                                       |                               |       |                               |
| Iron V-Groove         | 1200        | 04,09,48,60,57,12    | 41VG81JT##17YY | 42VG81JT##17YY             |                                       |                               |       |                               |
| Conductive Nylon      | 770         |                      | 41CY81JI6217YY | 42CY81JI6217YY             |                                       |                               |       |                               |
| Conductive Ultraflex™ | 700         |                      | 41CX81JL6417YY | 42CX81JL6417YY             |                                       |                               |       |                               |



| Wheel Dia             | Tread Width | Wheel Type           | Load Cap.      | Available Bearing Options  | Replace + with desired wheel color    |                 |                               | +Color |
|-----------------------|-------------|----------------------|----------------|----------------------------|---------------------------------------|-----------------|-------------------------------|--------|
|                       |             |                      |                |                            | Replace ## with desired wheel bearing |                 |                               |        |
|                       |             |                      |                |                            | SWIVEL                                | RIGID           | TOTAL                         |        |
| 8"                    | 2"          | Yoke Only            |                |                            | 41ZZ85JZ83**YY                        | 42ZZ85JZ83**YY  |                               |        |
|                       |             | Neo-Energizer™       | 600            | 04,09,64,57,12             | 41EN85JB##**YY                        | 42EN85JB##**YY  | A,I                           |        |
|                       |             | Nomadic™             | 700            | 04,09,48,60,57,12          | 41NM85J+##**YY                        | 42NM85J+##**YY  |                               |        |
|                       |             | Rubber on Nylon      | 600            | 04,09,48,60,57,12          | 41NR85JB##**YY                        | 42NR85JB##**YY  | X,Z                           |        |
|                       |             | Dura Cushion™        | 450            | 04,09,63,57,12             | 41BC85J+##**YY                        | 42BC85J+##**YY  |                               |        |
|                       |             | Eco-Rubber           | 450            | 53,P3                      | 41SN85UC##**YY                        | 42SN85UC##**YY  |                               |        |
|                       |             | Rubber on Aluminum   | 600            | 04,09,48,60,57,12          | 41RA85JB##**YY                        | 42RA85JB##**YY  |                               |        |
|                       |             | Mold-On Rubber       | 600            | 04,09,48,60,57,12          | 41RS85JB##**YY                        | 42RS85JB##**YY  |                               |        |
|                       |             | Supreme Rubber       | 810            | 04,09,63,57,12             | 41RH85JS##**YY                        | 42RH85JS##**YY  |                               |        |
|                       |             | Blue Ergo™           | 600            |                            | 41BL85JL63**YY                        | 42BL85JL63**YY  |                               |        |
|                       |             | Thermo-Pro™          | 600            | 04,09,60,63,48,57,12       | 41TP85J+##**YY                        | 42TP85J+##**YY  | A,I,T,X,Y,Z                   |        |
|                       |             | Polyolefin           | 900            | 04,09,60,53,P3,48,57,90,12 | 41PO85J+##**YY                        | 42PO85J+##**YY  | B,E                           |        |
|                       |             | Nylon                | 1100           | 04,09,63,57,12             | 41NY85JE##**YY                        | 42NY85JE##**YY  |                               |        |
|                       |             | Ironman              | 2000           | 65,73                      | 41NX85JB##**YY                        | 42NX85JB##**YY  |                               |        |
|                       |             | RokHard™             | 1100           | 04,09,48,60,57,12          | 41HI85JB##**YY                        | 42HI85JB##**YY  |                               |        |
|                       |             | BrimStone™           | 1200           | 04,09,60,90                | 41GN85J+##**YY                        | 42GN85J+##**YY  | B,Q                           |        |
|                       |             | Epoxy                | 1200           | 04,09                      | 41OV85JQ##**YY                        | 42OV85JQ##**YY  |                               |        |
|                       |             | MaxRok™              | 1400           | 04,09,49,57,12             | 41MA85JB##**YY                        | 42MA85JB##**YY  |                               |        |
|                       |             | Phenolic             | 1400           | 04,09,48,60,57,12          | 41PH85JB##**YY                        | 42PH85JB##**YY  |                               |        |
|                       |             | High-Temp Pnenolic   | 1100           | 04,09,90                   | 41HT85JQ##**YY                        | 42HT85JQ##**YY  |                               |        |
|                       |             | Poly MaxRok™         | 1400           | 04,09,48,60,57,12          | 41MU85J+##**YY                        | 42MU85J+##**YY  | G,K                           |        |
|                       |             | Polygon AL™          | 1500           | 04,09,48,60,57,12          | 41PA85J+##**YY                        | 42PA85J+##**YY  | N,R                           |        |
|                       |             | DW-Black             | 750            |                            | 41DW85JLT3**YY                        | 42DW85JLT3**YY  |                               |        |
|                       |             | DW-Red               | 1100           |                            | 41DW85JRT3**YY                        | 42DW85JRT3**YY  |                               |        |
|                       |             | DW-Blue              | 1600           |                            | 41DW85JBT3**YY                        | 42DW85JBT3**YY  |                               |        |
|                       |             | DW-Gray              | 1700           |                            | 41DW85JGT3**YY                        | 42DW85JGT3**YY  |                               |        |
|                       |             | Crown DW-Red         | 1100           |                            | 41DW85XRT3**YY                        | 42DW85XRT3**YY  |                               |        |
|                       |             | Crown DW-Blue        | 1600           |                            | 41DW85XBT3**YY                        | 42DW85XBT3**YY  |                               |        |
|                       |             | Poly-Pro™            | 810            | 04,09,48,60,63,57,12       | 41PP85J+##**YY                        | 42PP85J+##**YY  | C,D,I,K,M,U,W                 |        |
|                       |             |                      | 1000           |                            | 41PP85JP49**YY                        | 42PP85JP49**YY  |                               |        |
|                       |             |                      | 1000           |                            | 41PP85JH63**YY                        | 42PP85JH63**YY  |                               |        |
|                       |             | Polymadic™           | 1000           | 04,09,48,60,63,57,12       | 41PM85J+##**YY                        | 42PM85J+##**YY  | I,M                           |        |
|                       |             | Polygon™             | 1400           |                            | 41PU85JV63**YY                        | 42PU85JV63**YY  |                               |        |
|                       |             |                      |                | 04,09,48,60,57,12          | 41PU85J+##**YY                        | 42PU85J+##**YY  | G,V                           |        |
|                       |             | EnergySaver Polygon™ | 1500           | 04,09,48,60,57,12          | 41SW85JU##**YY                        | 42SW85JU##**YY  |                               |        |
|                       |             | PolyFlexon™ Cast     | 1000           |                            | 41RP85JK63**YY                        | 42RP85JK63**YY  |                               |        |
|                       |             | PolyFlexon™          | 1200           |                            | 41UA85J+64**YY                        | 42UA85J+64**YY  | N,O                           |        |
|                       |             | D-Polygon            | 1200           |                            | 41UD85JL64**YY                        | 42UD85JL64**YY  |                               |        |
|                       |             | Ultraflex™           | 1200           |                            | 41UX85JO+64**YY                       | 42UX85JO+64**YY | M,O                           |        |
|                       |             | Champion             | 1500           |                            | 41CP85JN64**YY                        | 42CP85JN64**YY  |                               |        |
|                       |             | DuraLastomer™        | 1000           | 09,48,60,57,12             | 41SU85JL##**YY                        | 42SU85JL##**YY  |                               |        |
|                       |             | Super Elastomer      | 1500           |                            | 41SX85JI64**YY                        | 42SX85JI64**YY  |                               |        |
|                       |             | ErgoLastomer™        | 2000           | 04,09,64,57,12             | 41HU85JI##**YY                        | 42HU85JI##**YY  |                               |        |
|                       |             | Titan™ Ploymer       | 2000           |                            | 41PX85JO63**YY                        | 42PX85JO63**YY  |                               |        |
|                       |             | Conquer™             | 2000           |                            | 41CQ85JM64**YY                        | 42CQ85JM6417YY  |                               |        |
|                       |             |                      | 2000           |                            | 41CQ85JL64**YY                        | 42CQ85JL6417YY  |                               |        |
|                       |             | Semi-Steel           | 1400           | 04,09,48,60,57,12          | 41SS85JS##**YY                        | 42SS85JS##**YY  |                               |        |
|                       |             | Heavy Duty Iron      | 1600           | 04,09,48,60,57,12          | 41HS85JS##**YY                        | 42HS85JS##**YY  | S=Flat Tread<br>X=Crown Tread |        |
|                       |             |                      |                |                            | 41HS85JX##**YY                        | 42HS85JX##**YY  |                               |        |
|                       |             | Ductile              | 2000           | 04,09,48,60,B1,B5          | 41DS85JR##**YY                        | 42DS85JR##**YY  |                               |        |
|                       |             | EnergySaver Ductile™ | 2000           | 04,09,48,60,B1,B5          | 41CD85JR##**YY                        | 42CD85JR##**YY  |                               |        |
|                       |             | Forged Steel         | 2000           | 04,09,63,B5,B1             | 41FS85JS##**YY                        | 42FS85JS##**YY  | S=Flat Tread<br>X=Crown Tread |        |
|                       |             |                      |                |                            | 41FS85JX4P**YY                        | 42FS85JX4P**YY  |                               |        |
|                       |             | Ironman™ V-Groove    | 2000           |                            | 41NV85JT4P**YY                        | 42NV85JT4P**YY  |                               |        |
| Iron V-Groove         | 1200        | 04,09,48,60,57,12    | 41VG85JT##**YY | 42VG85JT##**YY             |                                       |                 |                               |        |
| Conductive Nylon      | 770         |                      | 41CY85JI62**YY | 42CY85JI62**YY             |                                       |                 |                               |        |
| Conductive Ultraflex™ | 700         |                      | 41CX85JL64**YY | 42CX85JL64**YY             |                                       |                 |                               |        |



41/42 SERIES • CAPACITY 2000

| Wheel Dia             | Tread Width | Wheel Type           | Load Cap.      | Available Bearing Options  | Replace + with desired wheel color    |                |                               | +Color |
|-----------------------|-------------|----------------------|----------------|----------------------------|---------------------------------------|----------------|-------------------------------|--------|
|                       |             |                      |                |                            | Replace ## with desired wheel bearing |                |                               |        |
|                       |             |                      |                |                            | SWIVEL                                | RIGID          | TOTAL                         |        |
| 8"                    | 2"          | Yoke Only            |                |                            | 41ZZ89JZ8317YY                        | 42ZZ89JZ8317YY |                               |        |
|                       |             | Neo-Energizer™       | 600            | 04,09,64,57,12             | 41EN89JB##17YY                        | 42EN89JB##17YY |                               |        |
|                       |             | Nomadic™             | 700            | 04,09,48,60,57,12          | 41NM89J+##17YY                        | 42NM89J+##17YY | A,I                           |        |
|                       |             | Rubber on Nylon      | 600            | 04,09,48,60,57,12          | 41NR89JB##17YY                        | 42NR89JB##17YY |                               |        |
|                       |             | Dura Cushion™        | 450            | 04,09,63,57,12             | 41BC89J+##17YY                        | 42BC89J+##17YY | X,Z                           |        |
|                       |             | Eco-Rubber           | 450            | 53,P3                      | 41SN89UC##17YY                        | 42SN89UC##17YY |                               |        |
|                       |             | Rubber on Aluminum   | 600            | 04,09,48,60,57,12          | 41RA89JB##17YY                        | 42RA89JB##17YY |                               |        |
|                       |             | Mold-On Rubber       | 600            | 04,09,48,60,57,12          | 41RS89JB##17YY                        | 42RS89JB##17YY |                               |        |
|                       |             | Supreme Rubber       | 810            | 04,09,63,57,12             | 41RH89JS##17YY                        | 42RH89JS##17YY |                               |        |
|                       |             | Blue Ergo™           | 600            |                            | 41BL89JL6317YY                        | 42BL89JL6317YY |                               |        |
|                       |             | Thermo-Pro™          | 600            | 04,09,60,63,48,57,12       | 41TP89J+##17YY                        | 42TP89J+##17YY | A,I,T,X,Y,Z                   |        |
|                       |             | Polyolefin           | 900            | 04,09,60,53,P3,48,57,90,12 | 41PO89J+##17YY                        | 42PO89J+##17YY | B,E                           |        |
|                       |             | Nylon                | 1100           | 04,09,63,57,12             | 41NY89JE##17YY                        | 42NY89JE##17YY |                               |        |
|                       |             | Ironman              | 2000           | 65,73                      | 41NX89JB##17YY                        | 42NX89JB##17YY |                               |        |
|                       |             | RokHard™             | 1100           | 04,09,48,60,57,12          | 41HI89JB##17YY                        | 42HI89JB##17YY |                               |        |
|                       |             | BrimStone™           | 1200           | 04,09,60,90                | 41GN89J+##17YY                        | 42GN89J+##17YY | B,Q                           |        |
|                       |             | Epoxy                | 1200           | 04,09                      | 41OV89JQ##17YY                        | 42OV89JQ##17YY |                               |        |
|                       |             | MaxRok™              | 1400           | 04,09,49,57,12             | 41MA89JB##17YY                        | 42MA89JB##17YY |                               |        |
|                       |             | Phenolic             | 1400           | 04,09,48,60,57,12          | 41PH89JB##17YY                        | 42PH89JB##17YY |                               |        |
|                       |             | High-Temp Phenolic   | 1100           | 04,09,90                   | 41HT89JQ##17YY                        | 42HT89JQ##17YY |                               |        |
|                       |             | Poly MaxRok™         | 1400           | 04,09,48,60,57,12          | 41MU89J+##17YY                        | 42MU89J+##17YY | G,K                           |        |
|                       |             | Polygon AL™          | 1500           | 04,09,48,60,57,12          | 41PA89J+##17YY                        | 42PA89J+##17YY | N,R                           |        |
|                       |             | DW-Black             | 750            |                            | 41DW89JLT317YY                        | 42DW89JLT317YY |                               |        |
|                       |             | DW-Red               | 1100           |                            | 41DW89JRT317YY                        | 42DW89JRT317YY |                               |        |
|                       |             | DW-Blue              | 1600           |                            | 41DW89JBT317YY                        | 42DW89JBT317YY |                               |        |
|                       |             | DW-Gray              | 1700           |                            | 41DW89JGT317YY                        | 42DW89JGT317YY |                               |        |
|                       |             | Crown DW-Red         | 1100           |                            | 41DW89XRT3**YY                        | 42DW89XRT3**YY |                               |        |
|                       |             | Crown DW-Blue        | 1600           |                            | 41DW89XBT3**YY                        | 42DW89XBT3**YY |                               |        |
|                       |             | Poly-Pro™            | 810            | 04,09,48,60,63,57,12       | 41PP89J+##17YY                        | 42PP89J+##17YY | C,D,I,K,M,U,W                 |        |
|                       |             |                      | 1000           |                            | 41PP89JP4917YY                        | 42PP89JP4917YY |                               |        |
|                       |             |                      | 1000           |                            | 41PP89JH6317YY                        | 42PP89JH6317YY |                               |        |
|                       |             | Polymadic™           | 1000           | 04,09,48,60,63,57,12       | 41PM89J+##17YY                        | 42PM89J+##17YY | I,M                           |        |
|                       |             | Polygon™             | 1400           |                            | 41PU89JV6317YY                        | 42PU89JV6317YY |                               |        |
|                       |             |                      |                | 04,09,48,60,57,12          | 41PU89J+##17YY                        | 42PU89J+##17YY | G,V                           |        |
|                       |             | EnergySaver Polygon™ | 1500           | 04,09,48,60,57,12          | 41SW89JU##17YY                        | 42SW89JU##17YY |                               |        |
|                       |             | PolyFlexon™ Cast     | 1000           |                            | 41RP89JK6317YY                        | 42RP89JK6317YY |                               |        |
|                       |             | PolyFlexon™          | 1200           |                            | 41UA89J+6417YY                        | 42UA89J+6417YY | N,O                           |        |
|                       |             | D-Polygon            | 1200           |                            | 41UD89JL6417YY                        | 42UD89JL6417YY |                               |        |
|                       |             | Ultraflex™           | 1200           |                            | 41UX89JO6417YY                        | 42UX89JO6417YY |                               |        |
|                       |             | Champion             | 1500           |                            | 41CP89JN6417YY                        | 42CP89JN6417YY |                               |        |
|                       |             | DuraLastomer™        | 1000           | 09,48,60,57,12             | 41SU89JL##17YY                        | 42SU89JL##17YY |                               |        |
|                       |             | Super Elastomer      | 1500           |                            | 41SX89JI6417YY                        | 42SX89JI6417YY |                               |        |
|                       |             | ErgoLastomer™        | 2000           | 04,09,64,57,12             | 41HU89JI##17YY                        | 42HU89JI##17YY |                               |        |
|                       |             | Titan™ Ploymer       | 2000           |                            | 41PX89JO6317YY                        | 42PX89JO6317YY |                               |        |
|                       |             | Conquer™             | 2000           |                            | 41CQ89JM6417YY                        | 42CQ89JM6417YY |                               |        |
|                       |             |                      | 2000           |                            | 41CQ89JL6417YY                        | 42CQ89JL6417YY |                               |        |
|                       |             | Semi-Steel           | 1400           | 04,09,48,60,57,12          | 41SS89JS##17YY                        | 42SS89JS##17YY |                               |        |
|                       |             | Heavy Duty Iron      | 1600           | 04,09,48,60,57,12          | 41HS89JS##17YY                        | 42HS89JS##17YY | S=Flat Tread<br>X=Crown Tread |        |
|                       |             |                      |                |                            | 41HS89JX##17YY                        | 42HS89JX##17YY |                               |        |
|                       |             | Ductile              | 2000           | 04,09,48,60,B1,B5          | 41DS89JR##17YY                        | 42DS89JR##17YY |                               |        |
| EnergySaver Ductile™  | 2000        | 04,09,48,60,B1,B5    | 41CD89JR##17YY | 42CD89JR##17YY             |                                       |                |                               |        |
| Forged Steel          | 2000        | 04,09,63,B5,B1       | 41FS89JS##17YY | 42FS89JS##17YY             | S=Flat Tread<br>X=Crown Tread         |                |                               |        |
|                       |             |                      | 41FS89JX4P17YY | 42FS89JX4P17YY             |                                       |                |                               |        |
| Ironman™ V-Groove     | 2000        |                      | 41NV89JT4P17YY | 42NV89JT4P17YY             |                                       |                |                               |        |
| Iron V-Groove         | 1200        | 04,09,48,60,57,12    | 41VG89JT##17YY | 42VG89JT##17YY             |                                       |                |                               |        |
| Conductive Nylon      | 770         |                      | 41CY89JI6217YY | 42CY89JI6217YY             |                                       |                |                               |        |
| Conductive Ultraflex™ | 700         |                      | 41CX89JL6417YY | 42CX89JL6417YY             |                                       |                |                               |        |

# 41 Kingpinless Pneumatic, Foam-filled Pneumatic, PU filled Pneumatic, & Ever-Roll™

- Designed to eliminate kingpin loosening from lateral force
- ASTM45 Steel precisely CNC machined raceway
- Hardened raceway and ball bearings
- 1/4" thick top plate and legs
- Bright Zinc finish is standard

**41FP8A4CP317YY**



**41FP0D4CP317YY**



41 PNEUMATIC • CAPACITY 650

| Wheel Dia. | Tread Width | Wheel Type         | Swivel Caster Part #'s       |                | Rigid Caster Part #'s        |                | Tire Color & Rim Finish | Load Capacity  | Overall Height | Swivel Radius |               |
|------------|-------------|--------------------|------------------------------|----------------|------------------------------|----------------|-------------------------|----------------|----------------|---------------|---------------|
|            |             |                    | Replace ** w/ fastening code |                | Replace ** w/ fastening code |                |                         |                |                |               |               |
|            |             |                    | Roller Bearing               | Ball Bearing   | Roller Bearing               | Ball Bearing   |                         |                |                |               |               |
| 8.5"       |             | Yoke, axle and nut | 41ZZ80FZ8317YY               |                | 68ZZ28408317YY               |                |                         |                | 9-13/16"       | 7"            |               |
|            | 2-3/4"      | Ever-Roll™         |                              | 41ER80BCP317YY |                              | 68ER80BCP317YY | Black on Zinc           | 250            |                |               |               |
|            | 2-3/4"      | Pneumatic-4PLY     |                              | 41FP8A4C3817YY | 41FP8A4CP317YY               | 68FP8A4C317YY  | 68FP8A4CP317YY          |                |                |               | Gray on Brass |
|            |             |                    |                              |                | 41FP8A4R5317YY               |                | 68FP8A4R5317YY          |                |                |               | Gray on Zinc  |
|            |             |                    |                              |                | 41FP8A4Y5317YY               |                | 68FP8A4Y5317YY          |                |                |               | Gray on Zinc  |
|            | 2-3/4"      | Foam Filled        |                              | 41FF8A4C3817YY | 41FF8A4CP317YY               | 68FF8A4C317YY  | 68FF8A4CP317YY          | Black on Zinc  |                |               |               |
|            |             |                    |                              | 41FF8A4R3817YY | 41FF8A4R5317YY               | 68FF8A4R317YY  | 68FF8A4R5317YY          | Gray on Brass  |                |               |               |
|            |             |                    |                              | 41FF8A4Y3817YY | 41FF8A4Y5317YY               | 68FF8A4Y317YY  | 68FF8A4Y5317YY          | Gray on Zinc   |                |               |               |
|            | PU Filled   |                    | 41FU8A4C3817YY               | 41FU8A4C3817YY | 68FU8A4C317YY                | 68FP8A4CP317YY | Black on Zinc           | 400            |                |               |               |
| 10-1/4"    |             | Yoke, axle and nut | 41ZZ10FZ8317YY               |                | 68ZZ35408317YY               |                |                         |                | 12-1/4"        | 7-1/2"        |               |
|            | 2-3/4"      | Eco-Rubber         |                              | 41SN10UCP317YY |                              | 68SN10UCP317YY | Black on Gray           | 650            |                |               |               |
|            | 3"          | Ever-Roll™         |                              | 41ER10BCP317YY |                              | 68ER10BCP317YY | Black on Zinc           | 280            |                |               |               |
|            | 3-1/2"      | Pneumatic-4PLY     |                              | 41FP0D4C40**YY | 41FP0D4CP317YY               | 68FP0D4C4017YY | 68FP0D4CP317YY          | Black on Zinc  |                |               | 350           |
|            |             |                    |                              |                | 41FP0D4Y5317YY               |                | 68FP0D4Y5317YY          | Black on Brass |                |               |               |
|            |             |                    |                              |                | 41FF0D4C40**YY               | 41FF0D4CP317YY | 68FF0D4C4017YY          | 68FF0D4CP317YY |                |               |               |
|            | 3-1/2"      | Foam Filled        |                              |                | 41FF0D4Y53**YY               |                | 68FF0D4Y5317YY          | Black on Brass |                |               |               |
|            |             |                    |                              | 41FU104C4017YY | 41FU104CP317YY               | 68FU104C4017YY | 68FU104CP317YY          | Black on Zinc  |                |               |               |





## 5G Kingpinless - Capacity 2500

- Sealed Precision Ball Bearings Raceway
- Ergonomic and quiet operation
- Bright Zinc finish as standard

5GPH60JB0417-0C0000



5GPU60JV0417-0A0000



### FASTENING PATTERNS

| Plate Code | Overall Size  | Bolt Hole Pattern          | Mounting Bolt Size |
|------------|---------------|----------------------------|--------------------|
| 17         | 4" x 4-15/32" | 2-5/8" x 3-5/8" to 3" x 3" | 3/8"               |

### Overall Height and Swivel Radius

| Wheel Diameter | Overall Height | Denotation Code | Swivel Radius |
|----------------|----------------|-----------------|---------------|
| 4"             | 5-5/8"         | 40              | 3-1/4"        |
| 5"             | 6-1/2"         | 50              | 4"            |
| 6"             | 7-1/2"         | 60              | 4-1/2"        |
| 8"             | 9-1/2"         | 80              | 6"            |



| Wheel Dia             | Thread Width | Wheel Type               | Load Cap.      | Available Bearing Options | Replace + with a desired wheel color  |                | +Color    |
|-----------------------|--------------|--------------------------|----------------|---------------------------|---------------------------------------|----------------|-----------|
|                       |              |                          |                |                           | Replace ## with desired wheel bearing |                |           |
|                       |              |                          |                |                           | Swivel                                | Rigid          |           |
| 4"                    | 2"           | Yoke Only                |                | 5GZZ40JZ8317YY            | 46ZZ40JZ8317YY                        |                |           |
| 4"                    | 1-13/16"     | Solid Steel V-Groove     | 2500           |                           | 5GSV40IT1417YY                        | 46SV40IT1417YY |           |
| 4"                    | 2"           | Neo-Energizer™           | 500            | 04,09,60,48,57,12         | 5GEN40JB##17YY                        | 46EN40JB##17YY |           |
|                       |              | Nomadic™                 | 400            | 04,09,60,48,57,12         | 5GNM40J+##17YY                        | 46NM40J+##17YY | A,I       |
|                       |              | Rubber on Nylon          | 400            | 04,09,60,48,57,12         | 5GNR40JB##17YY                        | 46NR40JB##17YY |           |
|                       |              | Rubber on Aluminum       | 400            | 04,09,60,48,57,12         | 5GRA40JB##17YY                        | 46RA40JB##17YY |           |
|                       |              | Low Profile Rubber       | 300            | 04,09,60,48,57,12         | 5GLP40JB##17YY                        | 46LP40JB##17YY |           |
|                       |              | Mold-On Rubber           | 400            | 04,09,60,48,57,12         | 5GRS40JB##17YY                        | 46RS40JB##17YY |           |
|                       |              | Blue Ergo™               | 400            |                           | 5GBL40JL6317YY                        | 46BL40JL6317YY |           |
|                       |              | Thermo-Pro™              | 300            | 04,09,60,63,48,57,12      | 5GTP40J+##17YY                        | 46TP40J+##17YY | A,I,T,Y   |
|                       |              | Polyolefin               | 500            | 04,09,60,63,48,57,12      | 5GPO40J+##17YY                        | 46PO40J+##17YY | B,E       |
|                       |              | Nylon                    | 810            | 04,09,60,48,57,12         | 5GNY40JE##17YY                        | 46NY40JE##17YY |           |
|                       |              | Ironman™                 | 2200           | 04,09,60, 48,65,73,12     | 5GNX40JB##17YY                        | 46NX40JB##17YY |           |
|                       |              | RokHard™                 | 810            | 04,09,62,57,12            | 5GHI40JB##17YY                        | 46HI40JB##17YY |           |
|                       |              | BrimStone™               | 810            | 04,09,90                  | 5GGN40J+##17YY                        | 46GN40J+##17YY | B,Q       |
|                       |              | Epoxy                    | 810            | 04,09,90                  | 5GOV40JQ##17YY                        | 46OV40JQ##17YY |           |
|                       |              | MaxRok™                  | 810            | 04,09,49,57,12            | 5GMA40JB##17YY                        | 46MA40JB##17YY |           |
|                       |              | Phenolic                 | 810            | 04,09,60,48,57,12         | 5GPH40JB##17YY                        | 46PH40JB##17YY |           |
|                       |              | Phenolic(Straight Sided) | 1000           | 04,09,60,57,12            | 5GPH40TB##17YY                        | 46PH40TB##17YY |           |
|                       |              | High-Temp Phenolic       | 600            | 04,09,90                  | 5GHT40JQ##17YY                        | 46HT40JQ##17YY |           |
|                       |              | Polyon MaxRok™           | 700            | 04,09,60,48,57,12         | 5GMU40J+##17YY                        | 46MU40J+##17YY | G,K       |
|                       |              | Polyon AL™               | 810            | 04,09,60,48,57,12         | 5GPA40J+##17YY                        | 46PA40J+##17YY | N,R       |
|                       |              | DW -Black                | 470            |                           | 5GDW40JLT317YY                        | 46DW40JLT317YY |           |
|                       |              | DW-Red                   | 540            |                           | 5GDW40JRT317YY                        | 46DW40JRT317YY |           |
|                       |              | DW-Blue                  | 960            |                           | 5GDW40JBT317YY                        | 46DW40JBT317YY |           |
|                       |              | DW-Gray                  | 1000           |                           | 5GDW40JGT317YY                        | 46DW40JGT317YY |           |
|                       |              | Crown DW-Red             | 540            |                           | 5GDW40XRT3**YY                        | 46DW40XRT3**YY |           |
|                       |              | Crown DW-Blue            | 960            |                           | 5GDW40XBT3**YY                        | 46DW40XBT3**YY |           |
|                       |              | Poly-Pro™                | 500            | 04,09,60,62,48,57,12      | 5GPP40J+##17YY                        | 46PP40J+##17YY | D,K,M,U,W |
|                       |              |                          | 600            |                           | 5GPP40JP4917YY                        | 46PP40JP4917YY |           |
|                       |              | Polymadic™               | 600            | 04,09,60,49,48,57,12      | 5GPM40J+##17YY                        | 46PM40J+##17YY | I,M       |
|                       |              | Polyon™                  | 810            |                           | 5GPU40JV6317YY                        | 46PU40JV6317YY |           |
|                       |              |                          | 810            | 04,09,60,48,57,12         | 5GPU40J+##17YY                        | 46PU40J+##17YY | G,V       |
|                       |              | EnergySaver Polyon™      | 810            | 04,09,60,48,57,12         | 5GSW40JU##17YY                        | 46SW40JU##17YY |           |
|                       |              | PolyFlexon™ Cast         | 700            | 04,09,60,48,57,12         | 5GRP40JK##17YY                        | 46RP40JK##17YY |           |
|                       |              | PolyFlexon™              | 900            |                           | 5GUA40JO6417YY                        | 46UA40JO6417YY |           |
|                       |              | Ultraflex™               | 900            |                           | 5GUX40JO6317YY                        | 46UX40JO6317YY |           |
|                       |              | DuraLastomer™            | 750            | 09,60,48,57,12            | 5GSU40JL##17YY                        | 46SU40JL##17YY |           |
|                       |              | Super Elastomer          | 1200           |                           | 5GSX40JI6417YY                        | 46SX40JI6417YY |           |
|                       |              | ErgoLastomer™            | 1000           | 04,09,64,57,12            | 5GHU40JI##17YY                        | 46HU40JI##17YY |           |
|                       |              | Semi-Steel               | 700            | 04,09,60,48,57,12         | 5GSS40JS##17YY                        | 46SS40JS##17YY |           |
|                       |              | Heavy Duty Iron          | 900            | 04,09,60,48,57,12         | 5GHS40JS##17YY                        | 46HS40JS##17YY |           |
| Ductile               | 1500         | 04,09,60,63,57,12        | 5GDS40JR##17YY | 46DS40JR##17YY            |                                       |                |           |
| Solid Steel           | 2500         | 09,63, B1,B5             | 5GMS40JS##17YY | 46MS40JS##17YY            |                                       |                |           |
| EnergySaver Ductile™  | 1500         | 04,60,48,09,B1,B5        | 5GCD40JR##17YY | 46CD40JR##17YY            |                                       |                |           |
| Ironman™ V-Groove     | 2200         |                          | 5GNV40JT4P17YY | 46NV40JT4P17YY            |                                       |                |           |
| MaxRok™ V-Groove      | 810          | 04,09,60,48,57,12        | 5GMV40JT##17YY | 46MV40JT##17YY            |                                       |                |           |
| Iron V-groove         | 600          | 04,09,60,48,57,12        | 5GVG40JT##17YY | 46VG40JT##17YY            |                                       |                |           |
| Ductile V-Grove       | 1500         | 04,09,60,48,57, B1, B5   | 5GDV40JT##17YY | 46DV40JT##17YY            |                                       |                |           |
| Conductive Ultraflex™ | 500          |                          | 5GCX40JL6317YY | 46CX40JL6317YY            |                                       |                |           |



| Wheel Dia             | Thread Width | Wheel Type          | Load Cap.      | Available Bearing Options | Replace + with a desired wheel color  |                | +Color        |
|-----------------------|--------------|---------------------|----------------|---------------------------|---------------------------------------|----------------|---------------|
|                       |              |                     |                |                           | Replace ## with desired wheel bearing |                |               |
|                       |              |                     |                |                           | Swivel                                | Rigid          |               |
| 5"                    | 2"           | Yoke Only           |                |                           | 5GZZ50JZ8317YY                        | 46ZZ50JZ8317YY |               |
|                       |              | Neo-Energizer™      | 550            | 04,09,60,48,57,12         | 5GEN50JB##17YY                        | 46EN50JB##17YY |               |
|                       |              | Nomadic™            | 500            | 04,09,60,48,57,12         | 5GNM50J+##17YY                        | 46NM50J+##17YY | A,I           |
|                       |              | Rubber on Nylon     | 450            | 04,09,60,48,57,12         | 5GNR50JB##17YY                        | 46NR50JB##17YY |               |
|                       |              | Rubber on Aluminum  | 500            | 04,09,60,48,57,12         | 5GRA50JB##17YY                        | 46RA50JB##17YY |               |
|                       |              | Mold-On Rubber      | 400            | 04,09,60,48,57,12         | 5GRS50JB##17YY                        | 46RS50JB##17YY |               |
|                       |              | Blue Ergo™          | 400            |                           | 5GBL50JL6317YY                        | 46BL50JL6317YY |               |
|                       |              | CushEndure™         | 400            |                           | 5GGR50JB1917YY                        | 46GR50JB1917YY |               |
|                       |              | Thermo-Pro™         | 350            | 04,09,60,48,57,12         | 5GTP50J+##17YY                        | 46TP50J+##17YY | A,I,T,X,Y,Z   |
|                       |              | Polyolefin          | 650            | 04,09,60,48,57,12         | 5GPO50J+##17YY                        | 46PO50J+##17YY | B,E           |
|                       |              | Nylon               | 900            | 04,09,60,48,57,12         | 5GNY50JE##17YY                        | 46NY50JE##17YY |               |
|                       |              | Ironman             | 2200           | 65,73                     | 5GNX50J+##17YY                        | 46NX50J+##17YY | B,I           |
|                       |              | RokHard™            | 900            | 04,09,62,57,12            | 5GHI50JB##17YY                        | 46HI50JB##17YY |               |
|                       |              | BrimStone™          | 1000           | 04,09,90                  | 5GGN50J+##17YY                        | 46GN50J+##17YY | B,Q           |
|                       |              | Epoxy               | 1000           | 04,09,90                  | 5GOV50JQ##17YY                        | 46OV50JQ##17YY |               |
|                       |              | MaxRok™             | 1000           | 04,09,63,49,57,12         | 5GMA50JB##17YY                        | 46MA50JB##17YY |               |
|                       |              | Phenolic            | 1000           | 04,09,60,48,57,12         | 5GPH50JB##17YY                        | 46PH50JB##17YY |               |
|                       |              | Hi-Temp Phenolic    | 750            | 04,09,90                  | 5GHT50JQ##17YY                        | 46HT50JQ##17YY |               |
|                       |              | Sterollizer™        | 450            |                           | 5GSL50JCB817YY                        | 46SL50JCB817YY |               |
|                       |              | Polygon MaxRok™     | 1000           | 04,09,60,63,48,57,12      | 5GMU50J+##17YY                        | 46MU50J+##17YY | G,K           |
|                       |              | Polygon AL™         | 900            | 04,09,60,48,57,12         | 5GPA50J+##17YY                        | 46PA50J+##17YY | N,R           |
|                       |              | Polygon - C         | 900            | 04,09,60,48,57,12         | 5GPR50JL##17YY                        | 46PR50JL##17YY |               |
|                       |              | DW-Black            | 550            |                           | 5GDW50JLT317YY                        | 46DW50JLT317YY |               |
|                       |              | DW-Red              | 750            |                           | 5GDW50JRT317YY                        | 46DW50JRT317YY |               |
|                       |              | DW-Blue             | 1160           |                           | 5GDW50JBT317YY                        | 46DW50JBT317YY |               |
|                       |              | DW-Gray             | 1200           |                           | 5GDW50JGT317YY                        | 46DW50JGT317YY |               |
|                       |              | Crown DW-Red        | 750            |                           | 5GDW50XRT3**YY                        | 46DW50XRT3**YY |               |
|                       |              | Crown DW-Blue       | 1160           |                           | 5GDW50XBT3**YY                        | 46DW50XBT3**YY |               |
|                       |              | Poly-Pro™           | 600            | 04,09,48,60,63,57,12      | 5GPP50J+##17YY                        | 46PP50J+##17YY | B,C,D,K,U,M,W |
|                       |              |                     | 700            |                           | 5GPP50JP4917YY                        | 46PP50JP4917YY |               |
|                       |              |                     |                |                           | 5GPP50JH6317YY                        | 46PP50JH6317YY |               |
|                       |              | Polymadic™          | 750            | 04,09,48,60,63,57,12      | 5GPM50J+##17YY                        | 46PM50J+##17YY | I,M           |
|                       |              | Polyon™             | 1100           |                           | 5GPU50JV6317YY                        | 46PU50JV6317YY |               |
|                       |              |                     | 1100           | 04,09,60,48,57,12         | 5GPU50J+##17YY                        | 46PU50J+##17YY | G,V           |
|                       |              | EnergySaver Polyon™ | 1300           | 04,09,60,48,57,12         | 5GSW50JU##17YY                        | 46SW50JU##17YY |               |
|                       |              | PolyFlexon™ Cast    | 810            | 04,09,60,48,57,12         | 5GRP50JK##17YY                        | 46RP50JK##17YY |               |
|                       |              | PolyFlexon™         | 900            |                           | 5GUA50JO6417YY                        | 46UA50JO6417YY |               |
|                       |              | Ultraflex™          | 900            |                           | 5GUX50JO6417YY                        | 46UX50JO6417YY |               |
|                       |              | D-Polygon           | 900            |                           | 5GUD50JL6417YY                        | 46UD50JL6417YY |               |
|                       |              | DuraLastomer™       | 900            | 09,60,48,57,12            | 5GSU50JL##17YY                        | 46SU50JL##17YY |               |
|                       |              | Super Elastomer     | 1200           | 04,09,64,57,12            | 5GSX50JI##17YY                        | 46SX50JI##17YY |               |
|                       |              | ErgoLastomer™       | 1400           | 04,09,64,57,12            | 5GHU50JI##17YY                        | 46HU50JI##17YY |               |
|                       |              | Semi-Steel          | 1000           | 04,09,60,48,57,12         | 5GSS50JS##17YY                        | 46SS50JS##17YY |               |
|                       |              | Heavy Duty Iron     | 1200           | 04,09,60,63,57,12         | 5GHS50JS##17YY                        | 46HS50JS##17YY |               |
|                       |              | Ductile             | 1500           | 04,09,60,63,B1,B5         | 5GDS50JR##17YY                        | 46DS50JR##17YY |               |
| Forged Steel          | 2500         | 02,09,60,B5,B1      | 5GFS50JS##17YY | 46FS50JS##17YY            |                                       |                |               |
| EnergySaver Ductile™  | 1500         | 04,09,60,48,B1,B5   | 5GCD50JR##17YY | 46CD50JR##17YY            |                                       |                |               |
| Iron V-groove         | 900          | 04,09,60,48,57,12   | 5GVG50JT##17YY | 46VG50JT##17YY            |                                       |                |               |
| Conductive Nylon      | 630          | 04,09,60,48,57,12   | 5GCV50JH##17YY | 46CY50JH##17YY            |                                       |                |               |
| Conductive Ultraflex™ | 540          |                     | 5GCX50JL6417YY | 46CX50JL6417YY            |                                       |                |               |



| Wheel Dia             | Thread Width   | Wheel Type              | Load Cap.      | Available Bearing Options | Replace + with a desired wheel color  |                | +Color         |
|-----------------------|----------------|-------------------------|----------------|---------------------------|---------------------------------------|----------------|----------------|
|                       |                |                         |                |                           | Replace ## with desired wheel bearing |                |                |
|                       |                |                         |                |                           | Swivel                                | Rigid          |                |
| 6"                    | 2"             | Yoke Only               |                |                           | 5GZZ60JZ8317YY                        | 46ZZ60JZ8317YY |                |
|                       |                | Neo-Energizer™          | 600            | 04, 09,64, 57, 12         | 5GEN60JB##17YY                        | 46EN60JB##17YY |                |
|                       |                | Pneumatic               | 200            |                           | 5GFP60JB6017YY                        | 46FP60JB6017YY |                |
|                       |                | Foam Filled             | 200            |                           | 5GFF60JB6017YY                        | 46FF60JB6017YY |                |
|                       |                | Ever-Roll™              | 200            |                           | 5GER60J+6017YY                        | 46ER60J+6017YY | B,I            |
|                       |                | Nomadic™                | 600            | 04,09,48,60,57,12         | 5GNM60J+##17YY                        | 46NM60J+##17YY | A,I            |
|                       |                | Rubber on Nylon         | 550            | 04,09,48,60,57,12         | 5GNR60JB##17YY                        | 46NR60JB##17YY |                |
|                       |                | Dura Cushion™           | 350            | 04,09,63,57,12            | 5GBC60J+##17YY                        | 46BC60J+##17YY | X,Z            |
|                       |                | Eco-Rubber              | 350            |                           | 5GSN60JC5317YY                        | 46SN60JC5317YY |                |
|                       |                | Rubber on Aluminum      | 550            | 04,09,48,60,57,12         | 5GRA60JB##17YY                        | 46RA60JB##17YY |                |
|                       |                | Mold-On Rubber          | 550            | 04,09,48,60,57,12         | 5GRS60JB##17YY                        | 46RS60JB##17YY |                |
|                       |                | Supreme Rubber          | 700            | 04,09,48,60,57,12         | 5GRH60JS##17YY                        | 46RH60JS##17YY |                |
|                       |                | Blue Ergo™              | 550            |                           | 5GBL60JL6317YY                        | 46BL60JL6317YY |                |
|                       |                | Thermo-Pro™             | 500            | 04,09,60,63,48,57,12      | 5GTP60J+##17YY                        | 46TP60J+##17YY | A,I,T,X,Y,Z    |
|                       |                | Polyolefin              | 700            | 04,09,60,53,P3,48,57,12   | 5GPO60J+##17YY                        | 46PO60J+##17YY | B,E            |
|                       |                | Nylon                   | 1000           | 04,09,63,57,12            | 5GNY60JE##17YY                        | 46NY60JE##17YY |                |
|                       |                | Ironman                 | 2200           | 65, 73                    | 5GNX60JB##17YY                        | 46NX60JB##17YY |                |
|                       |                | RokHard™                | 1000           | 04,09,48,60,57,12         | 5GHI60JB##17YY                        | 46HI60JB##17YY |                |
|                       |                | BrimStone™              | 1100           | 04,09,60,90               | 5GGN60J+##17YY                        | 46GN60J+##17YY | B,Q            |
|                       |                | Epoxy                   | 1100           | 04,09,90                  | 5GOV60JQ##17YY                        | 46OV60JQ##17YY |                |
|                       |                | MaxRok™                 | 1200           | 04,09,63,57,12            | 5GMA60JB##17YY                        | 46MA60JB##17YY |                |
|                       |                | Phenolic                | 1200           | 04,09,48,60,57,12         | 5GPH60JB##17YY                        | 46PH60JB##17YY |                |
|                       |                | Straight-Sided Phenolic | 1500           |                           | 5GPH60TB##17YY                        | 46PH60TB##17YY |                |
|                       |                | High-Temp Pnenolic      | 900            |                           | 04,09,90                              | 5GHT60JQ##17YY | 46HT60JQ##17YY |
|                       |                | Poly MaxRok™            | 1200           | 04,09,48,60,57,12         | 5GMU60J+##17YY                        | 46MU60J+##17YY | G,K            |
|                       |                | Polyon AL™              | 1200           | 04,09,48,60,57,12         | 5GPA60J+##17YY                        | 46PA60J+##17YY | N,R            |
|                       |                | Polyon-C                | 1200           | 04,09,48,60,57,12         | 5GPR60JL##17YY                        | 46PR60JL##17YY |                |
|                       |                | DW-Black                | 700            |                           | 5GDW60JLT317YY                        | 46DW60JLT317YY |                |
|                       |                | DW-Red                  | 960            |                           | 5GDW60JRT317YY                        | 46DW60JRT317YY |                |
|                       |                | DW-Blue                 | 1400           |                           | 5GDW60JBT317YY                        | 46DW60JBT317YY |                |
|                       |                | DW-Gray                 | 1400           |                           | 5GDW60JGT317YY                        | 46DW60JGT317YY |                |
|                       |                | Crown DW-Red            | 960            |                           | 5GDW60XRT3**YY                        | 46DW60XRT3**YY |                |
|                       |                | Crown DW-Blue           | 1400           |                           | 5GDW60XBT3**YY                        | 46DW60XBT3**YY |                |
|                       |                | Poly-Pro™               | 720            | 04,09,48,60,63,57,12      | 5GPP60J+##17YY                        | 46PP60J+##17YY | D,I,K,M,W,U    |
|                       |                |                         | 900            |                           | 5GPP60JP4917YY                        | 46PP60JP4917YY |                |
|                       |                | Polymadic™              | 900            | 04,09,48,60,63,57,12      | 5GPP60JH6317YY                        | 46PP60JH6317YY |                |
|                       |                |                         |                |                           | 5GPM60J+##17YY                        | 46PM60J+##17YY | I,M            |
|                       |                | Polyon™                 | 1200           | 04,09,48,60,57,12         | 5GPU60JV6317YY                        | 46PU60JV6317YY |                |
|                       |                |                         |                |                           | 5GPU60J+##17YY                        | 46PU60J+##17YY | G,V            |
|                       |                | EnergySaver Polyon™     | 1400           | 04,09,63,57,12            | 5GSW60JU##17YY                        | 46SW60JU##17YY |                |
|                       |                | PolyFlexon™ Cast        | 900            | 04,09,63,57,12            | 5GRP60JK##17YY                        | 46RP60JK##17YY |                |
|                       |                | PolyFlexon™             | 900            |                           | 5GUA60J+6417YY                        | 46UA60J+6417YY | N,O            |
|                       |                | D-Polyon                | 1000           |                           | 5GUD60JL6417YY                        | 46UD60JL6417YY |                |
|                       |                | Ultraflex™              | 1000           |                           | 5GUX60JO6417YY                        | 46UX60JO6417YY |                |
|                       |                | Champion                | 1200           |                           | 5GCP60JN6417YY                        | 46CP60JN6417YY |                |
|                       |                | DuraLastomer™           | 1000           | 09,48,60,57,12            | 5GSU60JL##17YY                        | 46SU60JL##17YY |                |
|                       |                | Super Elastomer         | 1400           |                           | 5GSX60JI6417YY                        | 46SX60JI6417YY |                |
|                       |                | ErgoLastomer™           | 1700           | 04,09,48,60,64,57,12      | 5GHU60JI##17YY                        | 46HU60JI##17YY |                |
|                       |                | Titan™ Plyomer          | 2000           |                           | 5GPX60JO6317YY                        | 46PX60JO6317YY |                |
|                       |                | Conquer™                | 1810           |                           | 5GCQ60JR6417YY                        | 46CQ60JR6417YY |                |
|                       |                |                         | 1810           |                           | 5GCQ60JL6417YY                        | 46CQ60JL6417YY |                |
|                       |                | Semi-Steel              | 1200           | 04,09,48,60,57,12         | 5GSS60JS##17YY                        | 46SS60JS##17YY |                |
|                       |                | Heavy Duty Iron         | 1400           | 04,09,60,63,57,12         | 5GHS60JS##17YY                        | 46HS60JS##17YY |                |
| 04,09,60,48,57,12     | 5GHS60JX##17YY |                         |                | 46HS60JX##17YY            |                                       |                |                |
| Ductile               | 2000           | 04,09,60,73,63,B1,B5    | 5GDS60JR##17YY | 46DS60JR##17YY            |                                       |                |                |
| EnergySaver Ductile™  | 2000           | 04,09,48, 60,73,B1,B5   | 5GCD60JR##17YY | 46CD60JR##17YY            |                                       |                |                |
| Forged Steel          | 2500           | 04,09,73,63,B1,B5       | 5GFS60JS##17YY | 46FS60JS##17YY            | S=Flat Tread;<br>X=Crown Tread        |                |                |
|                       |                |                         | 5GFS60JX4P17YY | 46FS60JX4P17YY            |                                       |                |                |
| Ironman™ V-Groove     | 1000           |                         | 5GNV60JT4P17YY | 46NV60JT4P17YY            |                                       |                |                |
| Iron V-groove         | 1000           | 04,09,48,60,57,12       | 5GVG60JT##17YY | 46VG60JT##17YY            |                                       |                |                |
| Ductile V-Grove       | 1500           | 04,09,57,12,63,B1,B5    | 5GDV60JT##17YY | 46DV60JT##17YY            |                                       |                |                |
| Conductive Nylon      | 700            |                         | 5GCV60JI6217YY | 46CV60JI6217YY            |                                       |                |                |
| Conductive Ultraflex™ | 600            |                         | 5GCX60JL6417YY | 46CX60JL6417YY            |                                       |                |                |



| Wheel Dia             | Thread Width | Wheel Type          | Load Cap.      | Available Bearing Options  | Replace + with a desired wheel color  |                | +Color        |
|-----------------------|--------------|---------------------|----------------|----------------------------|---------------------------------------|----------------|---------------|
|                       |              |                     |                |                            | Replace ## with desired wheel bearing |                |               |
|                       |              |                     |                |                            | Swivel                                | Rigid          |               |
| 8"                    | 2"           | Yoke Only           |                |                            | 5GZZ80JZ8317YY                        | 46ZZ80JZ8317YY |               |
|                       |              | Neo-Energizer™      | 600            | 04,09,64,57,12             | 5GEN80JB##17YY                        | 46EN80JB##17YY |               |
|                       |              | Nomadic™            | 700            | 04,09,48,60,57,12          | 5GNM80J+##17YY                        | 46NM80J+##17YY | A,I           |
|                       |              | Rubber on Nylon     | 600            | 04,09,48,60,57,12          | 5GNR80JB##17YY                        | 46NR80JB##17YY |               |
|                       |              | Dura Cushion™       | 450            | 04,09,63,57, 12            | 5GBC80J+##17YY                        | 46BC80J+##17YY | X,Z           |
|                       |              | Eco-Rubber          | 450            | 53,P3                      | 5GSN80UC##17YY                        | 46SN80UC##17YY |               |
|                       |              | Rubber on Aluminum  | 600            | 04,09,48,60,57,12          | 5GRA80JB##17YY                        | 46RA80JB##17YY |               |
|                       |              | Mold-On Rubber      | 600            | 04,09,48,60,57,12          | 5GRS80JB##17YY                        | 46RS80JB##17YY |               |
|                       |              | Supreme Rubber      | 810            | 04,09,63,57,12             | 5GRH80JS##17YY                        | 46RH80JS##17YY |               |
|                       |              | Blue Ergo™          | 600            |                            | 5GBL80JL6317YY                        | 46BL80JL6317YY |               |
|                       |              | Thermo-Pro™         | 600            | 04,09,60,63,48,57,12       | 5GTP80J+##17YY                        | 46TP80J+##17YY | A,I,T,X,Y,Z,  |
|                       |              | Polyolefin          | 900            | 04,09,60,53,P3,48,57,90,12 | 5GPO80J+##17YY                        | 46PO80J+##17YY | B,E           |
|                       |              | Nylon               | 1100           | 04,09,63,57,12             | 5GNY80JE##17YY                        | 46NY80JE##17YY |               |
|                       |              | Ironman             | 2200           | 65, 73                     | 5GNX80JB##17YY                        | 46NX80JB##17YY |               |
|                       |              | RokHard™            | 1100           | 04,09,48,60,57,12          | 5GHI80JB##17YY                        | 46HI80JB##17YY |               |
|                       |              | BrimStone™          | 1200           | 04,09,60,90                | 5GGN80J+##17YY                        | 46GN80J+##17YY | B,Q           |
|                       |              | Epoxy               | 1200           | 04,09                      | 5GOV80JQ##17YY                        | 46OV80JQ##17YY |               |
|                       |              | MaxRok™             | 1400           | 04,09,49,57,12             | 5GMA80JB##17YY                        | 46MA80JB##17YY |               |
|                       |              | Phenolic            | 1400           | 04,09,48,60,57,12          | 5GPH80JB##17YY                        | 46PH80JB##17YY |               |
|                       |              | High-Temp Pnenolic  | 1100           | 04,09,90                   | 5GHT80JQ##17YY                        | 46HT80JQ##17YY |               |
|                       |              | Poly MaxRok™        | 1400           | 04,09,48,60,57,12          | 5GMU80J+##17YY                        | 46MU80J+##17YY | G,K           |
|                       |              | Polyon AL™          | 1500           | 04,09,48,60,57,12          | 5GPA80J+##17YY                        | 46PA80J+##17YY | N,R           |
|                       |              | DW-Black            | 750            |                            | 5GDW80JLT317YY                        | 46DW80JLT317YY |               |
|                       |              | DW-Red              | 1100           |                            | 5GDW80JRT317YY                        | 46DW80JRT317YY |               |
|                       |              | DW-Blue             | 1600           |                            | 5GDW80JBT317YY                        | 46DW80JBT317YY |               |
|                       |              | DW-Gray             | 1700           |                            | 5GDW80JGT317YY                        | 46DW80JGT317YY |               |
|                       |              | Crown DW-Red        | 1100           |                            | 5GDW80XRT3**YY                        | 46DW80XRT3**YY |               |
|                       |              | Crown DW-Blue       | 1600           |                            | 5GDW80XBT3**YY                        | 46DW80XBT3**YY |               |
|                       |              | Poly-Pro™           | 810            | 04,09,48,60,63,57,12       | 5GPP80J+##17YY                        | 46PP80J+##17YY | C,D,I,K,M,U,W |
|                       |              |                     | 1000           |                            | 5GPP80JP4917YY                        | 46PP80JP4917YY |               |
|                       |              |                     | 1000           |                            | 5GPP80JH6317YY                        | 46PP80JH6317YY |               |
|                       |              | Polymadic™          | 1000           | 04,09,48,60,63,57,12       | 5GPM80J+##17YY                        | 46PM80J+##17YY | I,M           |
|                       |              | Polyon™             | 1400           |                            | 5GPU80JV6317YY                        | 46PU80JV6317YY |               |
|                       |              |                     |                | 04,09,48,60,57,12          | 5GPU80J+##17YY                        | 46PU80J+##17YY | G,V           |
|                       |              | EnergySaver Polyon™ | 1500           | 04,09,48,60,57,12          | 5GSW80JU##17YY                        | 46SW80JU##17YY |               |
|                       |              | PolyFlexon™ Cast    | 1000           |                            | 5GRP80JK6317YY                        | 46RP80JK6317YY |               |
|                       |              | PolyFlexon™         | 1200           |                            | 5GUA80J+6417YY                        | 46UA80J+6417YY | N,O           |
|                       |              | D-Polyon            | 1200           |                            | 5GUD80JL6417YY                        | 46UD80JL6417YY |               |
|                       |              | Ultraflex™          | 1200           |                            | 5GUX80JO6417YY                        | 46UX80JO6417YY |               |
|                       |              | Champion            | 1700           |                            | 5GCP80JN6417YY                        | 46CP80JN6417YY |               |
|                       |              | DuraLastomer™       | 1000           | 09,48,60,57,12             | 5GSU80JL##17YY                        | 46SU80JL##17YY |               |
|                       |              | Super Elastomer     | 1500           |                            | 5GSX80JI6417YY                        | 46SX80JI6417YY |               |
|                       |              | ErgoLastomer™       | 2000           | 04,09,64,57,12             | 5GHU80JI##17YY                        | 46HU80JI##17YY |               |
|                       |              | Titan™ Ploymer      | 2000           |                            | 5GPX80JO6317YY                        | 46PX80JO6317YY |               |
|                       |              | Conquer™            | 2000           |                            | 5GCQ80JR6417YY                        | 46CQ80JR6417YY |               |
| 2000                  |              |                     | 5GCQ80JL6417YY | 46CQ80JL6417YY             |                                       |                |               |
|                       |              |                     |                |                            |                                       |                |               |
| Semi-Steel            | 1400         | 04,09,48,60,57,12   | 5GSS80JS##17YY | 46SS80JS##17YY             |                                       |                |               |
| Heavy Duty Iron       | 1600         | 04,09,48,60,57,12   | 5GHS80JS##17YY | 46HS80JS##17YY             | S=Flat Tread;<br>X=Crown Tread        |                |               |
|                       |              | 04,09,48,60,57,12   | 5GHS80JX##17YY | 46HS80JX##17YY             |                                       |                |               |
| Ductile               | 2000         | 04,09,48,60,B1,B5   | 5GDS80JR##17YY | 46DS80JR##17YY             |                                       |                |               |
| EnergySaver Ductile™  | 2000         | 04,09,48,60,B1,B5   | 5GCD80JR##17YY | 46CD80JR##17YY             |                                       |                |               |
| Forged Steel          | 2500         | 04,09,63,B5,B1      | 5GFS80JS##17YY | 46FS80JS##17YY             |                                       |                |               |
|                       |              |                     | 5GFS80JX4P17YY | 46FS80JX4P17YY             |                                       |                |               |
| Ironman™ V-Groove     | 1200         |                     | 5GNV80JT4P17YY | 46NV80JT4P17YY             |                                       |                |               |
| Iron V-groove         | 1200         | 04, 09,48,60,57,12  | 5VVG80JT##17YY | 46VG80JT##17YY             |                                       |                |               |
| Conductive Nylon      | 770          |                     | 5GCY80JI6217YY | 46CY80JI6217YY             |                                       |                |               |
| Conductive Ultraflex™ | 700          |                     | 5GCX80JL6417YY | 46CX80JL6417YY             |                                       |                |               |

\*The Ever-Roll is not designed to sit with load.

# 45 Kingpinless Caster - 2500lb

- 1/4" thick top plate forged to integrate with a forged, 2-3/8" diameter, precisely machined raceway, and 3/8" hardened ball bearings
- Heat forged ASTM1045 for the highest density and hardened for durability
- Optional extended swivel lead and overall heights are available
- Majority of this series and wheel types are NSF Listed
- The inner raceway is forged integrally with the top plate
- Large selections of wheels, bearings & brake options
- Grease fitting in raceway and axle for maintenance
- 1/4" steel formed legs and double welded
- Bright Zinc finish as standard
- 1/2" axle



45DW60XBT317-0U0000



45FS60JS7317YY



| A-Cam Brake (AY)             | Cam Brake (CY)          | 4-Position Lock (PY) | Top Lock Brake (TY) |
|------------------------------|-------------------------|----------------------|---------------------|
|                              |                         |                      |                     |
| Universal Contact Brake (UF) | Face Contact Brake (FY) | Toe Guard (4Y)       | Thread Guard (GY)   |
|                              |                         |                      |                     |

### FASTENING PATTERNS

| Plate Code                       | Overall Size   | Bolt Hole Pattern          | Mounting Bolt Size |
|----------------------------------|----------------|----------------------------|--------------------|
| 17                               | 4" x 4-15/32"  | 2-5/8" x 3-5/8" to 3" x 3" | 3/8"               |
| Overall Height and Swivel Radius |                |                            |                    |
| Wheel Diameter                   | Overall Height | Denotation Code            | Swivel Radius      |
| 4"                               | 5-5/8"         | 40                         | 3-1/4"             |
| 5"                               | 6-1/2"         | 50                         | 3-3/4"             |
| 6"                               | 7-1/2"         | 60                         | 4-1/2"             |
|                                  |                | 65                         | 5"                 |
|                                  |                | 66                         | 5-1/2"             |
| 8"                               | 9-1/2"         | 80                         | 6"                 |
|                                  | 10-1/8"        | 81                         | 6-1/8"             |
|                                  | 9-1/2"         | 85                         | 7-1/2"             |
|                                  | 10-1/8"        | 89                         | 7-1/2"             |



45 SERIES • CAPACITY 2500

| Wheel Diameter        | Tread Width | Wheel Type              | Load Cap.      | Available Bearing Options | Replace + with desired wheel color    |                  | +Color    |
|-----------------------|-------------|-------------------------|----------------|---------------------------|---------------------------------------|------------------|-----------|
|                       |             |                         |                |                           | Replace ## with desired wheel bearing |                  |           |
|                       |             |                         |                |                           | Swivel                                | Rigid            |           |
| 4"                    | 2"          | Yoke Only               |                |                           | 45ZZ40JZ8317YY                        | 46ZZ40JZ8317YY   |           |
| 4"                    | 1-13/16"    | Solid Steel V-Groove    | 2500           |                           | 45SV40IT1417YY                        | 46SV40IT1417YY   |           |
| 4"                    | 2"          | Neo-Energizer™          | 500            | 04,09,60,48,57,12         | 45EN40JB##17YY                        | 46EN40JB##17YY   |           |
|                       |             | Nomadic™                | 400            | 04,09,60,48,57,12         | 45NM40J+##17YY                        | 46NM40J+##17YY   | A,I       |
|                       |             | Rubber on Nylon         | 400            | 04,09,60,48,57,12         | 45NR40JB##17YY                        | 46NR40JB##17YY   |           |
|                       |             | Rubber on Aluminum      | 400            | 04,09,60,48,57,12         | 45RA40JB##17YY                        | 46RA40JB##17YY   |           |
|                       |             | Low Profile Rubber      | 300            | 04,09,60,48,57,12         | 45LP40JB##17YY                        | 46LP40JB##17YY   |           |
|                       |             | Mold-On Rubber          | 400            | 04,09,60,48,57,12         | 45RS40JB##17YY                        | 46RS40JB##17YY   |           |
|                       |             | Blue Ergo™              | 400            |                           | 45BL40JL6317YY                        | 46BL40JL6317YY   |           |
|                       |             | Thermo-Pro™             | 300            | 04,09,60,63,48,57,12      | 45TP40J+##17YY                        | 46TP40J+##17YY   | A,I,T,Y   |
|                       |             | Xtreme Wheel            | 200            | 02                        | 45LS40JA62**17YY                      | 46LS40JA62**17YY |           |
|                       |             | Polyolefin              | 500            | 04,09,60,63,48,57,12      | 45PO40J+##17YY                        | 46PO40J+##17YY   | B,E       |
|                       |             | Nylon                   | 810            | 04,09,60,48,57,12         | 45NY40JE##17YY                        | 46NY40JE##17YY   |           |
|                       |             | Ironman™                | 2200           | 04,09,60, 48,65,73,12     | 45NX40JB##17YY                        | 46NX40JB##17YY   |           |
|                       |             | RokHard™                | 810            | 04,09,62,57,12            | 45HI40JB##17YY                        | 46HI40JB##17YY   |           |
|                       |             | BrimStone™              | 810            | 04,09,90                  | 45GN40J+##17YY                        | 46GN40J+##17YY   | B,Q       |
|                       |             | Epoxy                   | 810            | 04,09,90                  | 45OV40JQ##17YY                        | 46OV40JQ##17YY   |           |
|                       |             | MaxRok™                 | 810            | 04,09,49,57,12            | 45MA40JB##17YY                        | 46MA40JB##17YY   |           |
|                       |             | Phenolic                | 810            | 04,09,60,48,57,12         | 45PH40JB##17YY                        | 46PH40JB##17YY   |           |
|                       |             | Straight Sided Phenolic | 1000           | 04,09,60,57,12            | 45PH40TB##17YY                        | 46PH40TB##17YY   |           |
|                       |             | High-Temp Phenolic      | 600            | 04,09,90                  | 45HT40JQ##17YY                        | 46HT40JQ##17YY   |           |
|                       |             | Polyon MaxRok™          | 700            | 04,09,60,48,57,12         | 45MU40J+##17YY                        | 46MU40J+##17YY   | G,K       |
|                       |             | Polyon AL™              | 810            | 04,09,60,48,57,12         | 45PA40J+##17YY                        | 46PA40J+##17YY   | N,R       |
|                       |             | DW-Black                | 470            |                           | 45DW40JLT317YY                        | 46DW40JLT317YY   |           |
|                       |             | DW-Red                  | 540            |                           | 45DW40JRT317YY                        | 46DW40JRT317YY   |           |
|                       |             | DW-Blue                 | 960            |                           | 45DW40JBT317YY                        | 46DW40JBT317YY   |           |
|                       |             | DW-Gray                 | 1000           |                           | 45DW40JGT317YY                        | 46DW40JGT317YY   |           |
|                       |             | Crown DW-Red            | 540            |                           | 45DW40XRT3**YY                        | 46DW40XRT3**YY   |           |
|                       |             | Crown DW-Blue           | 960            |                           | 45DW40XBT3**YY                        | 46DW40XBT3**YY   |           |
|                       |             | Poly-Pro™               | 500            | 04,09,60,62,48,57,12      | 45PP40J+##17YY                        | 46PP40J+##17YY   | D,K,M,U,W |
|                       |             |                         | 600            |                           | 45PP40JP4917YY                        | 46PP40JP4917YY   |           |
|                       |             | Polymadic™              | 600            | 04,09,60,49,48,57,12      | 45PM40J+##17YY                        | 46PM40J+##17YY   | I,M       |
|                       |             | Polyon™                 | 810            |                           | 45PU40JV6317YY                        | 46PU40JV6317YY   |           |
|                       |             |                         | 810            | 04,09,60,48,57,12         | 45PU40J+##17YY                        | 46PU40J+##17YY   | G,V       |
|                       |             | EnergySaver Polyon™     | 810            | 04,09,60,48,57,12         | 45SW40JU##17YY                        | 46SW40JU##17YY   |           |
|                       |             | PolyFlexon™ Cast        | 700            | 04,09,60,48,57,12         | 45RP40JK##17YY                        | 46RP40JK##17YY   |           |
|                       |             | PolyFlexon™             | 900            |                           | 45UA40JO6417YY                        | 46UA40JO6417YY   |           |
|                       |             | Ultraflex™              | 900            |                           | 45UX40J+6317YY                        | 46UX40J+6317YY   | M,O       |
|                       |             | DuraLastomer™           | 750            | 09,60,48,57,12            | 45SU40JL##17YY                        | 46SU40JL##17YY   |           |
|                       |             | Super Elastomer         | 1200           |                           | 45SX40JI6417YY                        | 46SX40JI6417YY   |           |
|                       |             | ErgoLastomer™           | 1000           | 04,09,64,57,12            | 45HU40JI##17YY                        | 46HU40JI##17YY   |           |
|                       |             | Semi-Steel              | 700            | 04,09,60,48,57,12         | 45SS40JS##17YY                        | 46SS40JS##17YY   |           |
| Heavy Duty Iron       | 900         | 04,09,60,48,57,12       | 45HS40JS##17YY | 46HS40JS##17YY            |                                       |                  |           |
| Ductile               | 1500        | 04,09,60,63,57,12       | 45DS40JR##17YY | 46DS40JR##17YY            |                                       |                  |           |
| Solid Steel           | 2500        | 09,63, B1,B5            | 45MS40JS##17YY | 46MS40JS##17YY            |                                       |                  |           |
| EnergySaver Ductile™  | 1500        | 04,60,48,09,B1,B5       | 45CD40JR##17YY | 46CD40JR##17YY            |                                       |                  |           |
| Ironman™ V-Groove     | 2200        |                         | 45NV40JT4P17YY | 46NV40JT4P17YY            |                                       |                  |           |
| MaxRok™ V-Groove      | 810         | 04,09,60,48,57,12       | 45MV40JT##17YY | 46MV40JT##17YY            |                                       |                  |           |
| Iron V-Groove         | 600         | 04,09,60,48,57,12       | 45VG40JT##17YY | 46VG40JT##17YY            |                                       |                  |           |
| Ductile V-Groove      | 1500        | 04,09,60,48,57, B1, B5  | 45DV40JT##17YY | 46DV40JT##17YY            |                                       |                  |           |
| Conductive Ultraflex™ | 500         |                         | 45CX40JL6317YY | 46CX40JL6317YY            |                                       |                  |           |



| Wheel Diameter | Tread Width | Wheel Type            | Load Cap. | Available Bearing Options | Replace + with desired wheel color    |                | +Color        |
|----------------|-------------|-----------------------|-----------|---------------------------|---------------------------------------|----------------|---------------|
|                |             |                       |           |                           | Replace ## with desired wheel bearing |                |               |
|                |             |                       |           |                           | Swivel                                | Rigid          |               |
| 5"             | 2"          | Yoke Only             |           |                           | 45ZZ50JZ8317YY                        | 46ZZ50JZ8317YY |               |
|                |             | Neo-Energizer™        | 550       | 04,09,60,48,57,12         | 45EN50JB##17YY                        | 46EN50JB##17YY |               |
|                |             | Nomadic™              | 500       | 04,09,60,48,57,12         | 45NM50J+##17YY                        | 46NM50J+##17YY | A,I           |
|                |             | Rubber on Nylon       | 450       | 04,09,60,48,57,12         | 45NR50JB##17YY                        | 46NR50JB##17YY |               |
|                |             | Rubber on Aluminum    | 500       | 04,09,60,48,57,12         | 45RA50JB##17YY                        | 46RA50JB##17YY |               |
|                |             | Mold-On Rubber        | 400       | 04,09,60,48,57,12         | 45RS50JB##17YY                        | 46RS50JB##17YY |               |
|                |             | Blue Ergo™            | 400       |                           | 45BL50JL6317YY                        | 46BL50JL6317YY |               |
|                |             | CushEndure™           | 400       |                           | 45GR50JB1917YY                        | 46GR50JB1917YY |               |
|                |             | Thermo-Pro™           | 350       | 04,09,60,48,57,12         | 45TP50J+##17YY                        | 46TP50J+##17YY | A,I,T,X,Y,Z   |
|                |             | Xtreme Wheel          | 250       | 03                        | 45LS50JA6217YY                        | 46LS50JA6217YY |               |
|                |             | Polyolefin            | 650       | 04,09,60,48,57,12         | 45PO50J+##17YY                        | 46PO50J+##17YY | B,E           |
|                |             | Nylon                 | 900       | 04,09,60,48,57,12         | 45NY50JE##17YY                        | 46NY50JE##17YY |               |
|                |             | Ironman               | 2200      | 65,73                     | 45NX50J+##17YY                        | 46NX50J+##17YY | B,I           |
|                |             | RokHard™              | 900       | 04,09,62,57,12            | 45HI50JB##17YY                        | 46HI50JB##17YY |               |
|                |             | BrimStone™            | 1000      | 04,09,90                  | 45GN50J+##17YY                        | 46GN50J+##17YY | B,Q           |
|                |             | Epoxy                 | 1000      | 04,09,90                  | 45OV50JQ##17YY                        | 46OV50JQ##17YY |               |
|                |             | MaxRok™               | 1000      | 04,09,63,49,57,12         | 45MA50JB##17YY                        | 46MA50JB##17YY |               |
|                |             | Phenolic              | 1000      | 04,09,60,48,57,12         | 45PH50JB##17YY                        | 46PH50JB##17YY |               |
|                |             | Hi-Temp Phenolic      | 750       | 04,09,90                  | 45HT50JQ##17YY                        | 46HT50JQ##17YY |               |
|                |             | Sterollizer™          | 450       |                           | 45SL50JCB817YY                        | 46SL50JCB817YY |               |
|                |             | Polygon MaxRok™       | 1000      | 04,09,60,63,48,57,12      | 45MU50J+##17YY                        | 46MU50J+##17YY | G,K           |
|                |             | Polygon AL™           | 900       | 04,09,60,48,57,12         | 45PA50J+##17YY                        | 46PA50J+##17YY | N,R           |
|                |             | Polygon-C             | 900       | 04,09,60,48,57,12         | 45PR50JL##17YY                        | 46PR50JL##17YY |               |
|                |             | DW-Black              | 550       |                           | 45DW50JLT317YY                        | 46DW50JLT317YY |               |
|                |             | DW-Red                | 750       |                           | 45DW50JRT317YY                        | 46DW50JRT317YY |               |
|                |             | DW-Blue               | 1160      |                           | 45DW50JBT317YY                        | 46DW50JBT317YY |               |
|                |             | DW-Gray               | 1200      |                           | 45DW50JGT317YY                        | 46DW50JGT317YY |               |
|                |             | Crown DW-Red          | 750       |                           | 45DW50XRT3**YY                        | 46DW50XRT3**YY |               |
|                |             | Crown DW-Blue         | 1160      |                           | 45DW50XBT3**YY                        | 46DW50XBT3**YY |               |
|                |             | Poly-Pro™             | 600       | 04,09,48,60,63,57,12      | 45PP50J+##17YY                        | 46PP50J+##17YY | B,C,D,K,M,U,W |
|                |             |                       | 700       |                           | 45PP50JP4917YY                        | 46PP50JP4917YY |               |
|                |             |                       |           |                           | 45PP50JH6317YY                        | 46PP50JH6317YY |               |
|                |             | Polymadic™            | 750       | 04,09,48,60,63,57,12      | 45PM50J+##17YY                        | 46PM50J+##17YY | I,M           |
|                |             | Polygon™              | 1100      |                           | 45PU50JV6317YY                        | 46PU50JV6317YY |               |
|                |             |                       | 1100      | 04,09,60,48,57,12         | 45PU50J+##17YY                        | 46PU50J+##17YY | G,V           |
|                |             | EnergySaver Polygon™  | 1300      | 04,09,60,48,57,12         | 45SW50JU##17YY                        | 46SW50JU##17YY |               |
|                |             | PolyFlexon™ Cast      | 810       | 04,09,60,48,57,12         | 45RP50JK##17YY                        | 46RP50JK##17YY |               |
|                |             | PolyFlexon™           | 900       |                           | 45UA50JO6417YY                        | 46UA50JO6417YY |               |
|                |             | Ultraflex™            | 900       |                           | 45UX50J+6417YY                        | 46UX50J+6417YY | M,O           |
|                |             | D-Polygon             | 900       |                           | 45UD50JL6417YY                        | 46UD50JL6417YY |               |
|                |             | DuraLastomer™         | 900       | 09,60,48,57,12            | 45SU50JL##17YY                        | 46SU50JL##17YY |               |
|                |             | Super Elastomer       | 1200      | 04,09,64,57,12            | 45SX50JI##17YY                        | 46SX50JI##17YY |               |
|                |             | ErgoLastomer™         | 1400      | 04,09,64,57,12            | 45HU50JI##17YY                        | 46HU50JI##17YY |               |
|                |             | Semi-Steel            | 1000      | 04,09,60,48,57,12         | 45SS50JS##17YY                        | 46SS50JS##17YY |               |
|                |             | Heavy Duty Iron       | 1200      | 04,09,60,63,57,12         | 45HS50JS##17YY                        | 46HS50JS##17YY |               |
|                |             | Ductile               | 1500      | 04,09,60,63,B1,B5         | 45DS50JR##17YY                        | 46DS50JR##17YY |               |
|                |             | Forged Steel          | 2500      | 02,09,60,B5,B1            | 45FS50JS##17YY                        | 46FS50JS##17YY |               |
|                |             | EnergySaver Ductile™  | 1500      | 04,09,60,48,B1,B5         | 45CD50JR##17YY                        | 46CD50JR##17YY |               |
|                |             | Iron V-Groove         | 900       | 04,09,60,48,57,12         | 45VG50JT##17YY                        | 46VG50JT##17YY |               |
|                |             | Conductive Nylon      | 630       | 04,09,60,48,57,12         | 45CY50JH##17YY                        | 46CY50JH##17YY |               |
|                |             | Conductive Ultraflex™ | 540       |                           | 45CX50JL6417YY                        | 46CX50JL6417YY |               |





| Wheel Diameter        | Tread Width | Wheel Type              | Load Cap.      | Available Bearing Options | Replace + with desired wheel color    |                | +Color      |
|-----------------------|-------------|-------------------------|----------------|---------------------------|---------------------------------------|----------------|-------------|
|                       |             |                         |                |                           | Replace ## with desired wheel bearing |                |             |
|                       |             |                         |                |                           | Swivel                                | Rigid          |             |
| 6"                    | 2"          | Yoke Only               |                |                           | 45ZZ60JZ8317YY                        | 46ZZ60JZ8317YY |             |
|                       |             | Neo-Energizer™          | 600            | 04, 09,64, 57, 12         | 45EN60JB##17YY                        | 46EN60JB##17YY |             |
|                       |             | Pneumatic               | 200            |                           | 45FP60JB6017YY                        | 46FP60JB6017YY |             |
|                       |             | Foam Filled             | 200            |                           | 45FF60JB6017YY                        | 46FF60JB6017YY |             |
|                       |             | Ever-Roll™              | 200            |                           | 45ER60J+6017YY                        | 46ER60J+6017YY | B,I         |
|                       |             | Nomadic™                | 600            | 04,09,48,60,57,12         | 45NM60J+##17YY                        | 46NM60J+##17YY | A,I         |
|                       |             | Rubber on Nylon         | 550            | 04,09,48,60,57,12         | 45NR60JB##17YY                        | 46NR60JB##17YY |             |
|                       |             | Dura Cushion™           | 350            | 04,09,63,57,12            | 45BC60J+##17YY                        | 46BC60J+##17YY | X,Z         |
|                       |             | Eco-Rubber              | 350            |                           | 45SN60JB5317YY                        | 46SN60JB5317YY |             |
|                       |             | Rubber on Aluminum      | 550            | 04,09,48,60,57,12         | 45RA60JB##17YY                        | 46RA60JB##17YY |             |
|                       |             | Mold-On Rubber          | 550            | 04,09,48,60,57,12         | 45RS60JB##17Y                         | 46RS60JB##17Y  |             |
|                       |             | Supreme Rubber          | 700            | 04,09,48,60,57,12         | 45RH60JS##17YY                        | 46RH60JS##17YY |             |
|                       |             | Blue Ergo™              | 550            |                           | 45BL60JL6317YY                        | 46BL60JL6317YY |             |
|                       |             | Thermo-Pro™             | 500            | 04,09,60,63,48,57,12      | 45TP60J+##17YY                        | 46TP60J+##17YY | A,I,T,X,Y,Z |
|                       |             | Xtreme Wheel            | 350            | 04                        | 45LS60JA6217YY                        | 46LS60JA6217YY |             |
|                       |             | Polyolefin              | 700            | 04,09,60,53,P3,48,57,12   | 45PO60J+##17YY                        | 46PO60J+##17YY | B,E         |
|                       |             | Nylon                   | 1000           | 04,09,63,57,12            | 45NY60JE##17YY                        | 46NY60JE##17YY |             |
|                       |             | Ironman                 | 2200           | 65, 73                    | 45NX60JB##17YY                        | 46NX60JB##17YY |             |
|                       |             | RokHard™                | 1000           | 04,09,48,60,57,12         | 45HI60JB##17YY                        | 46HI60JB##17YY |             |
|                       |             | BrimStone™              | 1100           | 04,09,60,90               | 45GN60J+##17YY                        | 46GN60J+##17YY | B,Q         |
|                       |             | Epoxy                   | 1100           | 04,09,90                  | 45OV60JQ##17YY                        | 46OV60JQ##17YY |             |
|                       |             | MaxRok™                 | 1200           | 04,09,63,57,12            | 45MA60JB##17YY                        | 46MA60JB##17YY |             |
|                       |             | Phenolic                | 1200           | 04,09,48,60,57,12         | 45PH60JB##17YY                        | 46PH60JB##17YY |             |
|                       |             | Straight-Sided Phenolic | 1500           |                           | 45PH60TB##17YY                        | 46PH60TB##17YY |             |
|                       |             | High-Temp Phenolic      | 900            | 04,09,90                  | 45HT60JQ##17YY                        | 46HT60JQ##17YY |             |
|                       |             | Poly MaxRok™            | 1200           | 04,09,48,60,57,12         | 45MU60J+##17YY                        | 46MU60J+##17YY | G,K         |
|                       |             | Polyon AL™              | 1200           | 04,09,48,60,57,12         | 45PA60J+##17YY                        | 46PA60J+##17YY | N,R         |
|                       |             | Polyon-C                | 1200           | 04,09,48,60,57,12         | 45PR60JL##17YY                        | 46PR60JL##17YY |             |
|                       |             | DW-Black                | 700            |                           | 45DW60JLT317YY                        | 46DW60JLT317YY |             |
|                       |             | DW-Red                  | 960            |                           | 45DW60JRT317YY                        | 46DW60JRT317YY |             |
|                       |             | DW-Blue                 | 1400           |                           | 45DW60JBT317YY                        | 46DW60JBT317YY |             |
|                       |             | DW-Gray                 | 1400           |                           | 45DW60JGT317YY                        | 46DW60JGT317YY |             |
|                       |             | Crown DW-Red            | 960            |                           | 45DW60XRT3**YY                        | 46DW60XRT3**YY |             |
|                       |             | Crown DW-Blue           | 1400           |                           | 45DW60XBT3**YY                        | 46DW60XBT3**YY |             |
|                       |             | Poly-Pro™               | 720            | 04,09,48,60,63,57,12      | 45PP60J+##17YY                        | 46PP60J+##17YY | D,I,K,M,W,U |
|                       |             |                         | 900            |                           | 45PP60JP4917YY                        | 46PP60JP4917YY |             |
|                       |             | Polymadic™              | 900            | 04,09,48,60,63,57,12      | 45PP60JH6317YY                        | 46PP60JH6317YY |             |
|                       |             |                         |                |                           | 45PM60J+##17YY                        | 46PM60J+##17YY |             |
|                       |             | Polyon™                 | 1200           | 04,09,48,60,57,12         | 45PU60JV6317YY                        | 46PU60JV6317YY |             |
|                       |             |                         |                |                           | 45PU60J+##17YY                        | 46PU60J+##17YY |             |
|                       |             | EnergySaver Polyon™     | 1400           | 04,09,63,57,12            | 45SW60JU##17YY                        | 46SW60JU##17YY |             |
|                       |             | PolyFlexon™ Cast        | 900            | 04,09,63,57,12            | 45RP60JK##17YY                        | 46RP60JK##17YY |             |
|                       |             | PolyFlexon™             | 900            |                           | 45UA60J+6417YY                        | 46UA60J+6417YY | N,O         |
|                       |             | D-Polyon                | 1000           |                           | 45UD60JL6417YY                        | 46UD60JL6417YY |             |
|                       |             | Ultraflex™              | 1000           |                           | 45UX60J+6417YY                        | 46UX60J+6417YY | M,O         |
|                       |             | Champion                | 1200           |                           | 45CP60JN6417YY                        | 46CP60JN6417YY |             |
|                       |             | DuraLastomer™           | 1000           | 09,48,60,57,12            | 45SU60JL##17YY                        | 46SU60JL##17YY |             |
|                       |             | Super Elastomer         | 1400           |                           | 45SX60JI6417YY                        | 46SX60JI6417YY |             |
|                       |             | ErgoLastomer™           | 1700           | 04,09,48,60,64,57,12      | 45HU60JI##17YY                        | 46HU60JI##17YY |             |
|                       |             | Titan™ Polymer          | 2000           |                           | 45PX60JO6317YY                        | 46PX60JO6317YY |             |
| Conquer™              | 1810        |                         | 45CQ60JM6417YY | 46CQ60JM6417YY            |                                       |                |             |
|                       | 1810        |                         | 45CQ60JL6417YY | 46CQ60JL6417YY            |                                       |                |             |
| Semi-Steel            | 1200        | 04,09,48,60,57,12       | 45SS60JS##17YY | 46SS60JS##17YY            |                                       |                |             |
| Heavy Duty Iron       | 1400        | 04,09,60,63,57,12       | 45HS60JS##17YY | 46HS60JS##17YY            | Flat Tread<br>Crown Tread             |                |             |
|                       |             | 04,09,60,48,57,12       | 45HS60JX##17YY | 46HS60JX##17YY            |                                       |                |             |
| Ductile               | 2000        | 04,09,60,73,63,B1,B5    | 45DS60JR##17YY | 46DS60JR##17YY            |                                       |                |             |
| EnergySaver Ductile™  | 2000        | 04,09,48, 60,73,B1,B5   | 45CD60JR##17YY | 46CD60JR##17YY            |                                       |                |             |
| Forged Steel          | 2500        | 04,09,73,63,B1,B5       | 45FS60JS##17YY | 46FS60JS##17YY            | S=Flat Tread;<br>X=Crown Tread        |                |             |
|                       |             |                         | 45FS60JX4P17YY | 46FS60JX4P17YY            |                                       |                |             |
| Ironman™ V-Groove     | 1000        |                         | 45NV60JT4P17YY | 46NV60JT4P17YY            |                                       |                |             |
| Iron V-Groove         | 1000        | 04,09,48,60,57,12       | 45VG60JT##17YY | 46VG60JT##17YY            |                                       |                |             |
| Ductile V-Groove      | 1500        | 04,09,57,12,63,B1,B5    | 45DV60JT##17YY | 46DV60JT##17YY            |                                       |                |             |
| Conductive Nylon      | 700         |                         | 45CY60JL6217YY | 46CY60JL6217YY            |                                       |                |             |
| Conductive Ultraflex™ | 600         |                         | 45CX60JL6417YY | 46CX60JL6417YY            |                                       |                |             |

\*The Ever-Roll is not designed to sit.



| Wheel Diameter        | Tread Width | Wheel Type              | Load Cap.      | Available Bearing Options | Replace + with desired wheel color    |                | +Color      |
|-----------------------|-------------|-------------------------|----------------|---------------------------|---------------------------------------|----------------|-------------|
|                       |             |                         |                |                           | Replace ## with desired wheel bearing |                |             |
|                       |             |                         |                |                           | Swivel                                | Rigid          |             |
| 6"                    | 2"          | Yoke Only               |                |                           | 45ZZ65JZ8317YY                        | 46ZZ60JZ8317YY |             |
|                       |             | Neo-Energizer™          | 600            | 04, 09,64, 57, 12         | 45EN65JB##17YY                        | 46EN60JB##17YY |             |
|                       |             | Pneumatic               | 200            |                           | 45FP65JB6017YY                        | 46FP60JB6017YY |             |
|                       |             | Foam Filled             | 200            |                           | 45FF65JB6017YY                        | 46FF60JB6017YY |             |
|                       |             | Ever-Roll™              | 200            |                           | 45ER65J+6017YY                        | 46ER60J+6017YY | B,I         |
|                       |             | Nomadic™                | 600            | 04,09,48,60,57,12         | 45NM65J+##17YY                        | 46NM60J+##17YY | A,I         |
|                       |             | Rubber on Nylon         | 550            | 04,09,48,60,57,12         | 45NR65JB##17YY                        | 46NR60JB##17YY |             |
|                       |             | Dura Cushion™           | 350            | 04,09,63,57,12            | 45BC65J+##17YY                        | 46BC60J+##17YY | X,Z         |
|                       |             | Eco-Rubber              | 350            |                           | 45SN65JB5317YY                        | 46SN60JB5317YY |             |
|                       |             | Rubber on Aluminum      | 550            | 04,09,48,60,57,12         | 45RA65JB##17YY                        | 46RA60JB##17YY |             |
|                       |             | Mold-On Rubber          | 550            | 04,09,48,60,57,12         | 45RS65JB##17YY                        | 46RS60JB##17YY |             |
|                       |             | Supreme Rubber          | 700            | 04,09,48,60,57,12         | 45RH65JS##17YY                        | 46RH60JS##17YY |             |
|                       |             | Blue Ergo™              | 550            |                           | 45BL65JL6317YY                        | 46BL60JL6317YY |             |
|                       |             | Thermo-Pro™             | 500            | 04,09,60,63,48,57,12      | 45TP65J+##17YY                        | 46TP60J+##17YY | A,I,T,X,Y,Z |
|                       |             | Polyolefin              | 700            | 04,09,60,53,P3,48,57,12   | 45PO65J+##17YY                        | 46PO60J+##17YY | B,E         |
|                       |             | Nylon                   | 1000           | 04,09,63,57,12            | 45NY65JE##17YY                        | 46NY60JE##17YY |             |
|                       |             | Ironman                 | 2200           | 65, 73                    | 45NX65JB##17YY                        | 46NX60JB##17YY |             |
|                       |             | RokHard™                | 1000           | 04,09,48,60,57,12         | 45HI65JB##17YY                        | 46HI60JB##17YY |             |
|                       |             | BrimStone™              | 1100           | 04,09,60,90               | 45GN65J+##17YY                        | 46GN60J+##17YY | B,Q         |
|                       |             | Epoxy                   | 1100           | 04,09,90                  | 45OV65JQ##17YY                        | 46OV60JQ##17YY |             |
|                       |             | MaxRok™                 | 1200           | 04,09,63,57,12            | 45MA65JB##17YY                        | 46MA60JB##17YY |             |
|                       |             | Phenolic                | 1200           | 04,09,48,60,57,12         | 45PH65JB##17YY                        | 46PH60JB##17YY |             |
|                       |             | Straight-Sided Phenolic | 1500           |                           | 45PH65TB##17YY                        | 46PH60TB##17YY |             |
|                       |             | High-Temp Phenolic      | 900            | 04,09,90                  | 45HT65JQ##17YY                        | 46HT60JQ##17YY |             |
|                       |             | Poly MaxRok™            | 1200           | 04,09,48,60,57,12         | 45MU65J+##17YY                        | 46MU60J+##17YY | G,K         |
|                       |             | Polygon AL™             | 1200           | 04,09,48,60,57,12         | 45PA65J+##17YY                        | 46PA60J+##17YY | N,R         |
|                       |             | Polygon-C               | 1200           | 04,09,48,60,57,12         | 45PR65JL##17YY                        | 46PR60JL##17YY |             |
|                       |             | DW-Black                | 700            |                           | 45DW65JLT317YY                        | 46DW60JLT317YY |             |
|                       |             | DW-Red                  | 960            |                           | 45DW65JRT317YY                        | 46DW60JRT317YY |             |
|                       |             | DW-Blue                 | 1400           |                           | 45DW65JBT317YY                        | 46DW60JBT317YY |             |
|                       |             | DW-Gray                 | 1400           |                           | 45DW65JGT317YY                        | 46DW60JGT317YY |             |
|                       |             | Crown DW-Red            | 960            |                           | 45DW65XRT3**YY                        | 46DW65XRT3**YY |             |
|                       |             | Crown DW-Blue           | 1400           |                           | 45DW65XBT3**YY                        | 46DW65XBT3**YY |             |
|                       |             | Poly-Pro™               | 720            | 04,09,48,60,63,57,12      | 45PP65J+##17YY                        | 46PP60J+##17YY | D,I,K,M,U,W |
|                       |             |                         | 900            |                           | 45PP65JP4917YY                        | 46PP60JP4917YY |             |
|                       |             | Polymadic™              | 900            | 04,09,48,60,63,57,12      | 45PP65JH6317YY                        | 46PP60JH6317YY |             |
|                       |             |                         |                |                           | 45PM65J+##17YY                        | 46PM60J+##17YY | I,M         |
|                       |             | Polyon™                 | 1200           | 04,09,48,60,57,12         | 45PU65JV6317YY                        | 46PU60JV6317YY |             |
|                       |             |                         |                |                           | 45PU65J+##17YY                        | 46PU60J+##17YY | G,V         |
|                       |             | EnergySaver Polyon™     | 1400           | 04,09,63,57,12            | 45SW65JU##17YY                        | 46SW60JU##17YY |             |
|                       |             | PolyFlexon™ Cast        | 900            | 04,09,63,57,12            | 45RP65JK##17YY                        | 46RP60JK##17YY |             |
|                       |             | PolyFlexon™             | 900            |                           | 45UA65J+6417YY                        | 46UA60J+6417YY | N,O         |
|                       |             | D-Polygon               | 1000           |                           | 45UD65JL6417YY                        | 46UD60JL6417YY |             |
|                       |             | Ultraflex™              | 1000           |                           | 45UX65J+6417YY                        | 46UX60J+6417YY | M,O         |
|                       |             | Champion                | 1200           |                           | 45CP65JN6417YY                        | 46CP60JN6417YY |             |
| DuraLastomer™         | 1000        | 09,48,60,57,12          | 45SU65JL##17YY | 46SU60JL##17YY            |                                       |                |             |
| Super Elastomer       | 1400        |                         | 45SX65JI6417YY | 46SX60JI6417YY            |                                       |                |             |
| ErgoLastomer™         | 1700        | 04,09,48,60,64,57,12    | 45HU65JI##17YY | 46HU60JI##17YY            |                                       |                |             |
| Titan™ Polymer        | 2000        |                         | 45PX65JO6317YY | 46PX60JO6317YY            |                                       |                |             |
| Conquer™              | 1810        |                         | 45CQ65JM6417YY | 46CQ60JM6417YY            |                                       |                |             |
|                       | 1810        |                         | 45CQ65JL6417YY | 46CQ60JL6417YY            |                                       |                |             |
| Semi-Steel            | 1200        | 04,09,48,60,57,12       | 45SS65JS##17YY | 46SS60JS##17YY            |                                       |                |             |
| Heavy Duty Iron       | 1400        | 04,09,60,63,57,12       | 45HS65JS##17YY | 46HS60JS##17YY            | S=Flat Tread                          |                |             |
|                       |             | 04,09,60,48,57,12       | 45HS65JX##17YY | 46HS60JX##17YY            | X=Crown Tread                         |                |             |
| Ductile               | 2000        | 04,09,60,73,63,B1,B5    | 45DS65JR##17YY | 46DS60JR##17YY            |                                       |                |             |
| EnergySaver Ductile™  | 2000        | 04,09,48, 60,73,B1,B5   | 45CD65JR##17YY | 46CD60JR##17YY            |                                       |                |             |
| Forged Steel          | 2500        | 04,09,73,63,B1,B5       | 45FS65JS##17YY | 46FS60JS##17YY            | S=Flat Tread                          |                |             |
|                       |             |                         | 45FS65JX4P17YY | 46FS60JX4P17YY            | X=Crown Tread                         |                |             |
| Ironman™ V-Groove     | 1000        |                         | 45NV65JT4P17YY | 46NV60JT4P17YY            |                                       |                |             |
| Iron V-Groove         | 1000        | 04,09,48,60,57,12       | 45VG65JT##17YY | 46VG60JT##17YY            |                                       |                |             |
| Ductile V-Groove      | 1500        | 04,09,57,12,63,B1,B5    | 45DV65JT##17YY | 46DV60JT##17YY            |                                       |                |             |
| Conductive Nylon      | 700         |                         | 45CY65JI6217YY | 46CY60JI6217YY            |                                       |                |             |
| Conductive Ultraflex™ | 600         |                         | 45CX65JL6417YY | 46CX60JL6417YY            |                                       |                |             |

\*The Ever-Roll is not designed to sit.



| Wheel Diameter        | Tread Width | Wheel Type              | Load Cap.      | Available Bearing Options | Replace + with desired wheel color    |                | +Color      |
|-----------------------|-------------|-------------------------|----------------|---------------------------|---------------------------------------|----------------|-------------|
|                       |             |                         |                |                           | Replace ## with desired wheel bearing |                |             |
|                       |             |                         |                |                           | Swivel                                | Rigid          |             |
| 6"                    | 2"          | Yoke Only               |                |                           | 45ZZ66JZ8317YY                        | 46ZZ60JZ8317YY |             |
|                       |             | Neo-Energizer™          | 600            | 04, 09,64, 57, 12         | 45EN66JB##17YY                        | 46EN60JB##17YY |             |
|                       |             | Pneumatic               | 200            |                           | 45FP66JB6017YY                        | 46FP60JB6017YY |             |
|                       |             | Foam Filled             | 200            |                           | 45FF66JB6017YY                        | 46FF60JB6017YY |             |
|                       |             | Ever-Roll™              | 200            |                           | 45ER66J+6017YY                        | 46ER60J+6017YY | B,I         |
|                       |             | Nomadic™                | 600            | 04,09,48,60,57,12         | 45NM66J+##17YY                        | 46NM60J+##17YY | A,I         |
|                       |             | Rubber on Nylon         | 550            | 04,09,48,60,57,12         | 45NR66JB##17YY                        | 46NR60JB##17YY |             |
|                       |             | Dura Cushion™           | 350            | 04,09,63,57, 12           | 45BC66J+##17YY                        | 46BC60J+##17YY | X,Z         |
|                       |             | Eco-Rubber              | 350            |                           | 45SN66JB5317YY                        | 46SN60JB5317YY |             |
|                       |             | Rubber on Aluminum      | 550            | 04,09,48,60,57,12         | 45RA66JB##17YY                        | 46RA60JB##17YY |             |
|                       |             | Mold-On Rubber          | 550            | 04,09,48,60,57,12         | 45RS66JB##17Y                         | 46RS60JB##17Y  |             |
|                       |             | Supreme Rubber          | 700            | 04,09,48,60,57,12         | 45RH66JS##17YY                        | 46RH60JS##17YY |             |
|                       |             | Blue Ergo™              | 550            |                           | 45BL66JL6317YY                        | 46BL60JL6317YY |             |
|                       |             | Thermo-Pro™             | 500            | 04,09,60,63,48,57,12      | 45TP66J+##17YY                        | 46TP60J+##17YY | A,I,T,X,Y,Z |
|                       |             | Polyolefin              | 700            | 04,09,60,53,P3,48,57,12   | 45PO66J+##17YY                        | 46PO60J+##17YY | B,E         |
|                       |             | Nylon                   | 1000           | 04,09,63,57,12            | 45NY66JE##17YY                        | 46NY60JE##17YY |             |
|                       |             | Ironman                 | 2200           | 65, 73                    | 45NX66JB##17YY                        | 46NX60JB##17YY |             |
|                       |             | RokHard™                | 1000           | 04,09,48,60,57, 12        | 45HI66JB##17YY                        | 46HI60JB##17YY |             |
|                       |             | BrimStone™              | 1100           | 04,09,60,90               | 45GN66J+##17YY                        | 46GN60J+##17YY | B,Q         |
|                       |             | Epoxy                   | 1100           | 04,09,90                  | 45OV66JQ##17YY                        | 46OV60JQ##17YY |             |
|                       |             | MaxRok™                 | 1200           | 04,09,63,57,12            | 45MA66JB##17YY                        | 46MA60JB##17YY |             |
|                       |             | Phenolic                | 1200           | 04,09,48,60,57, 12        | 45PH66JB##17YY                        | 46PH60JB##17YY |             |
|                       |             | Straight-Sided Phenolic | 1500           |                           | 45PH66TB##17YY                        | 46PH60TB##17YY |             |
|                       |             | High-Temp Phenolic      | 900            | 04,09,90                  | 45HT66JQ##17YY                        | 46HT60JQ##17YY |             |
|                       |             | Poly MaxRok™            | 1200           | 04,09,48,60,57,12         | 45MU66J+##17YY                        | 46MU60J+##17YY | G,K         |
|                       |             | Polyon AL™              | 1200           | 04,09,48,60,57,12         | 45PA66J+##17YY                        | 46PA60J+##17YY | N,R         |
|                       |             | Polyon-C                | 1200           | 04,09,48,60,57, 12        | 45PR66JL##17YY                        | 46PR60JL##17YY |             |
|                       |             | DW-Black                | 700            |                           | 45DW66JLT317YY                        | 46DW60JLT317YY |             |
|                       |             | DW-Red                  | 960            |                           | 45DW66JRT317YY                        | 46DW60JRT317YY |             |
|                       |             | DW-Blue                 | 1400           |                           | 45DW66JBT317YY                        | 46DW60JBT317YY |             |
|                       |             | DW-Gray                 | 1400           |                           | 45DW66JGT317YY                        | 46DW60JGT317YY |             |
|                       |             | Crown DW-Red            | 960            |                           | 45DW66XRT3**YY                        | 46DW66XRT3**YY |             |
|                       |             | Crown DW-Blue           | 1400           |                           | 45DW66XBT3**YY                        | 46DW66XBT3**YY |             |
|                       |             | Poly-Pro™               | 720            | 04,09,48,60,63,57,12      | 45PP66J+##17YY                        | 46PP60J+##17YY | D,I,K,M,U,W |
|                       |             |                         | 900            |                           | 45PP66JP4917YY                        | 46PP60JP4917YY |             |
|                       |             | Polymadic™              | 900            | 04,09,48,60,63,57,12      | 45PP66JH6317YY                        | 46PP60JH6317YY |             |
|                       |             |                         |                |                           | 45PM66J+##17YY                        | 46PM60J+##17YY | I,M         |
|                       |             | Polyon™                 | 1200           | 04,09,48,60,57,12         | 45PU66JV6317YY                        | 46PU60JV6317YY |             |
|                       |             |                         |                |                           | 45PU66J+##17YY                        | 46PU60J+##17YY | G,V         |
|                       |             | EnergySaver Polyon™     | 1400           | 04,09,63,57,12            | 45SW66JU##17YY                        | 46SW60JU##17YY |             |
|                       |             | PolyFlexon™ Cast        | 900            | 04,09,63,57,12            | 45RP66JK##17YY                        | 46RP60JK##17YY |             |
|                       |             | PolyFlexon™             | 900            |                           | 45UA66J+6417YY                        | 46UA60J+6417YY | N,O         |
|                       |             | D-Polyon                | 1000           |                           | 45UD66JL6417YY                        | 46UD60JL6417YY |             |
|                       |             | Ultraflex™              | 1000           |                           | 45UX66J+6417YY                        | 46UX60J+6417YY | M,O         |
|                       |             | Champion                | 1200           |                           | 45CP66JN6417YY                        | 46CP60JN6417YY |             |
| DuraLastomer™         | 1000        | 09,48,60,57, 12         | 45SU66JL##17YY | 46SU60JL##17YY            |                                       |                |             |
| Super Elastomer       | 1400        |                         | 45SX66JI6417YY | 46SX60JI6417YY            |                                       |                |             |
| ErgoLastomer™         | 1700        | 04,09,48,60,64,57,12    | 45HU66JI##17YY | 46HU60JI##17YY            |                                       |                |             |
| Titan™ Polymer        | 2000        |                         | 45PX66JO6317YY | 46PX60JO6317YY            |                                       |                |             |
| Conquer™              | 1810        |                         | 45CQ66JM6417YY | 46CQ60JM6417YY            |                                       |                |             |
|                       | 1810        |                         | 45CQ66JL6417YY | 46CQ60JL6417YY            |                                       |                |             |
| Semi-Steel            | 1200        | 04,09,48,60,57,12       | 45SS66JS##17YY | 46SS60JS##17YY            |                                       |                |             |
| Heavy Duty Iron       | 1400        | 04,09,60,63,57,12       | 45HS66JS##17YY | 46HS60JS##17YY            | S=Flat Tread                          |                |             |
|                       |             | 04,09,60,48,57,12       | 45HS66JX##17YY | 46HS60JX##17YY            | X=Crown Tread                         |                |             |
| Ductile               | 2000        | 04,09,60,73,63,B1,B5    | 45DS66JR##17YY | 46DS60JR##17YY            |                                       |                |             |
| EnergySaver Ductile™  | 2000        | 04,09,48, 60,73,B1,B5   | 45CD66JR##17YY | 46CD60JR##17YY            |                                       |                |             |
| Forged Steel          | 2500        | 04,09,73,63,B1,B5       | 45FS66JS##17YY | 46FS60JS##17YY            | S=Flat Tread                          |                |             |
|                       |             |                         | 45FS66JX4P17YY | 46FS60JX4P17YY            | X=Crown Tread                         |                |             |
| Ironman™ V-Groove     | 1000        |                         | 45NV66JT4P17YY | 46NV60JT4P17YY            |                                       |                |             |
| Iron V-Groove         | 1000        | 04,09,48,60,57, 12      | 45VG66JT##17YY | 46VG60JT##17YY            |                                       |                |             |
| Ductile V-Groove      | 1500        | 04,09,57,12,63,B1,B5    | 45DV66JT##17YY | 46DV60JT##17YY            |                                       |                |             |
| Conductive Nylon      | 700         |                         | 45CY66JI6217YY | 46CY60JI6217YY            |                                       |                |             |
| Conductive Ultraflex™ | 600         |                         | 45CX66JL6417YY | 46CX60JL6417YY            |                                       |                |             |

\*The Ever-Roll is not designed to sit.



| Wheel Diameter        | Tread Width | Wheel Type           | Load Cap.      | Available Bearing Options  | Replace + with desired wheel color    |                | +Color                        |
|-----------------------|-------------|----------------------|----------------|----------------------------|---------------------------------------|----------------|-------------------------------|
|                       |             |                      |                |                            | Replace ## with desired wheel bearing |                |                               |
|                       |             |                      |                |                            | Swivel                                | Rigid          |                               |
| 8"                    | 2"          | Yoke Only            |                | 45ZZ80JZ8317YY             | 46ZZ80JZ8317YY                        |                |                               |
|                       |             | Neo-Energizer™       | 600            | 04,09,64,57,12             | 45EN80JB##17YY                        | 46EN80JB##17YY |                               |
|                       |             | Nomadic™             | 700            | 04,09,48,60,57,12          | 45NM80J+##17YY                        | 46NM80J+##17YY | A,I                           |
|                       |             | Rubber on Nylon      | 600            | 04,09,48,60,57,12          | 45NR80JB##17YY                        | 46NR80JB##17YY |                               |
|                       |             | Dura Cushion™        | 450            | 04,09,63,57, 12            | 45BC80J+##17YY                        | 46BC80J+##17YY | X,Z                           |
|                       |             | Eco-Rubber           | 450            | 53,P3                      | 45SN80UC##17YY                        | 46SN80UC##17YY |                               |
|                       |             | Rubber on Aluminum   | 600            | 04,09,48,60,57,12          | 45RA80JB##17YY                        | 46RA80JB##17YY |                               |
|                       |             | Mold-On Rubber       | 600            | 04,09,48,60,57,12          | 45RS80JB##17YY                        | 46RS80JB##17YY |                               |
|                       |             | Supreme Rubber       | 810            | 04,09,63,57,12             | 45RH80JS##17YY                        | 46RH80JS##17YY |                               |
|                       |             | Blue Ergo™           | 600            |                            | 45BL80JL6317YY                        | 46BL80JL6317YY |                               |
|                       |             | Thermo-Pro™          | 600            | 04,09,60,63,48,57,12       | 45TP80J+##17YY                        | 46TP80J+##17YY | A,I,T,X,Y,Z                   |
|                       |             | Xtreme Wheel         | 400            | 05                         | 45LS80JA6217YY                        | 46LS80JA6217YY |                               |
|                       |             | Polyolefin           | 900            | 04,09,60,53,P3,48,57,90,12 | 45PO80J+##17YY                        | 46PO80J+##17YY | B,E                           |
|                       |             | Nylon                | 1100           | 04,09,63,57,12             | 45NY80JE##17YY                        | 46NY80JE##17YY |                               |
|                       |             | Ironman              | 2200           | 65, 73                     | 45NX80JB##17YY                        | 46NX80JB##17YY |                               |
|                       |             | RokHard™             | 1100           | 04,09,48,60,57,12          | 45HI80JB##17YY                        | 46HI80JB##17YY |                               |
|                       |             | BrimStone™           | 1200           | 04,09,60,90                | 45GN80J+##17YY                        | 46GN80J+##17YY | B,Q                           |
|                       |             | Epoxy                | 1200           | 04,09                      | 45OV80JQ##17YY                        | 46OV80JQ##17YY |                               |
|                       |             | MaxRok™              | 1400           | 04,09,49,57,12             | 45MA80JB##17YY                        | 46MA80JB##17YY |                               |
|                       |             | Phenolic             | 1400           | 04,09,48,60,57,12          | 45PH80JB##17YY                        | 46PH80JB##17YY |                               |
|                       |             | High-Temp Phenolic   | 1100           | 04,09,90                   | 45HT80JQ##17YY                        | 46HT80JQ##17YY |                               |
|                       |             | Poly MaxRok™         | 1400           | 04,09,48,60,57,12          | 45MU80J+##17YY                        | 46MU80J+##17YY | G,K                           |
|                       |             | Polyon AL™           | 1500           | 04,09,48,60,57,12          | 45PA80J+##17YY                        | 46PA80J+##17YY | N,R                           |
|                       |             | DW-Black             | 750            |                            | 45DW80JLT317YY                        | 46DW80JLT317YY |                               |
|                       |             | DW-Red               | 1100           |                            | 45DW80JRT317YY                        | 46DW80JRT317YY |                               |
|                       |             | DW-Blue              | 1600           |                            | 45DW80JBT317YY                        | 46DW80JBT317YY |                               |
|                       |             | DW-Gray              | 1700           |                            | 45DW80JGT317YY                        | 46DW80JGT317YY |                               |
|                       |             | Crown DW-Red         | 1100           |                            | 45DW80XRT3**YY                        | 46DW80XRT3**YY |                               |
|                       |             | Crown DW-Blue        | 1600           |                            | 45DW80XBT3**YY                        | 46DW80XBT3**YY |                               |
|                       |             | Poly-Pro™            | 810            | 04,09,48,60,63,57,12       | 45PP80J+##17YY                        | 46PP80J+##17YY | C,D,I,K,M,U,W                 |
|                       |             |                      | 1000           |                            | 45PP80JP4917YY                        | 46PP80JP4917YY |                               |
|                       |             |                      | 1000           |                            | 45PP80JH6317YY                        | 46PP80JH6317YY |                               |
|                       |             | Polymadic™           | 1000           | 04,09,48,60,63,57,12       | 45PM80J+##17YY                        | 46PM80J+##17YY | I,M                           |
|                       |             | Polyon™              | 1400           |                            | 45PU80JV6317YY                        | 46PU80JV6317YY |                               |
|                       |             |                      |                | 04,09,48,60,57,12          | 45PU80J+##17YY                        | 46PU80J+##17YY | G,V                           |
|                       |             | EnergySaver Polyon™  | 1500           | 04,09,48,60,57,12          | 45SW80JU##17YY                        | 46SW80JU##17YY |                               |
|                       |             | PolyFlexon™ Cast     | 1000           |                            | 45RP80JK6317YY                        | 46RP80JK6317YY |                               |
|                       |             | PolyFlexon™          | 1200           |                            | 45UA80J+6417YY                        | 46UA80J+6417YY | N,O                           |
|                       |             | D-Polyon             | 1200           |                            | 45UD80JL6417YY                        | 46UD80JL6417YY |                               |
|                       |             | Ultraflex™           | 1200           |                            | 45UX80J+6417YY                        | 46UX80J+6417YY | M,O                           |
|                       |             | Champion             | 1700           |                            | 45CP80JN6417YY                        | 46CP80JN6417YY |                               |
|                       |             | DuraLastomer™        | 1000           | 09,48,60,57,12             | 45SU80JL##17YY                        | 46SU80JL##17YY |                               |
|                       |             | Super Elastomer      | 1500           |                            | 45SX80JI6417YY                        | 46SX80JI6417YY |                               |
|                       |             | ErgoLastomer™        | 2000           | 04,09,64,57,12             | 45HU80JI##17YY                        | 46HU80JI##17YY |                               |
|                       |             | Titan™ Polymer       | 2000           |                            | 45PX80JO6317YY                        | 46PX80JO6317YY |                               |
|                       |             | Conquer™             | 2000           |                            | 45CQ80JM6417YY                        | 46CQ80JM6417YY |                               |
|                       |             |                      | 2000           |                            | 45CQ80JL6417YY                        | 46CQ80JL6417YY |                               |
|                       |             | Semi-Steel           | 1400           | 04,09,48,60,57,12          | 45SS80JS##17YY                        | 46SS80JS##17YY |                               |
|                       |             | Heavy Duty Iron      | 1600           | 04,09,48,60,57,12          | 45HS80JS##17YY                        | 46HS80JS##17YY | S=Flat Tread<br>X=Crown Tread |
|                       |             |                      |                |                            | 45HS80JX##17YY                        | 46HS80JX##17YY |                               |
|                       |             | Ductile              | 2000           | 04,09,48,60,B1,B5          | 45DS80JR##17YY                        | 46DS80JR##17YY |                               |
|                       |             | EnergySaver Ductile™ | 2000           | 04,09,48,60,B1,B5          | 45CD80JR##17YY                        | 46CD80JR##17YY |                               |
| Forged Steel          | 2500        | 04,09,63,B5,B1       | 45FS80JS##17YY | 46FS80JS##17YY             | S=Flat Tread<br>X=Crown Tread         |                |                               |
|                       |             |                      | 45FS80JX4P17YY | 46FS80JX4P17YY             |                                       |                |                               |
| Ironman™ V-Groove     | 1200        |                      | 45NV80JT4P17YY | 46NV80JT4P17YY             |                                       |                |                               |
| Iron V-Groove         | 1200        | 04, 09,48,60,57,12   | 45VG80JT##17YY | 46VG80JT##17YY             |                                       |                |                               |
| Conductive Nylon      | 770         |                      | 45CY80JI6217YY | 46CY80JI6217YY             |                                       |                |                               |
| Conductive Ultraflex™ | 700         |                      | 45CX80JL6417YY | 46CX80JL6417YY             |                                       |                |                               |



| Wheel Diameter        | Tread Width | Wheel Type          | Load Cap.      | Available Bearing Options  | Replace + with desired wheel color    |                | +Color        |
|-----------------------|-------------|---------------------|----------------|----------------------------|---------------------------------------|----------------|---------------|
|                       |             |                     |                |                            | Replace ## with desired wheel bearing |                |               |
|                       |             |                     |                |                            | Swivel                                | Rigid          |               |
| 8"                    | 2"          | Yoke Only           |                |                            | 45ZZ81JZ8317YY                        | 46ZZ81JZ8317YY |               |
|                       |             | Neo-Energizer™      | 600            | 04,09,64,57,12             | 45EN81JB##17YY                        | 46EN81JB##17YY |               |
|                       |             | Nomadic™            | 700            | 04,09,48,60,57,12          | 45NM81J+##17YY                        | 46NM81J+##17YY | A,I           |
|                       |             | Rubber on Nylon     | 600            | 04,09,48,60,57,12          | 45NR81JB##17YY                        | 46NR81JB##17YY |               |
|                       |             | Dura Cushion™       | 450            | 04,09,63,57,12             | 45BC81J+##17YY                        | 46BC81J+##17YY | X,Z           |
|                       |             | Eco-Rubber          | 450            | 53,P3                      | 45SN81UC##17YY                        | 46SN81UC##17YY |               |
|                       |             | Rubber on Aluminum  | 600            | 04,09,48,60,57,12          | 45RA81JB##17YY                        | 46RA81JB##17YY |               |
|                       |             | Mold-On Rubber      | 600            | 04,09,48,60,57,12          | 45RS81JB##17YY                        | 46RS81JB##17YY |               |
|                       |             | Supreme Rubber      | 810            | 04,09,63,57,12             | 45RH81JS##17YY                        | 46RH81JS##17YY |               |
|                       |             | Blue Ergo™          | 600            |                            | 45BL81JL6317YY                        | 46BL81JL6317YY |               |
|                       |             | Thermo-Pro™         | 600            | 04,09,60,63,48,57,12       | 45TP81J+##17YY                        | 46TP81J+##17YY | A,I,T,X,Y,Z   |
|                       |             | Polyolefin          | 900            | 04,09,60,53,P3,48,57,90,12 | 45PO81J+##17YY                        | 46PO81J+##17YY | B,E           |
|                       |             | Nylon               | 1100           | 04,09,63,57,12             | 45NY81JE##17YY                        | 46NY81JE##17YY |               |
|                       |             | Ironman             | 2200           | 65,73                      | 45NX81JB##17YY                        | 46NX81JB##17YY |               |
|                       |             | RokHard™            | 1100           | 04,09,48,60,57,12          | 45HI81JB##17YY                        | 46HI81JB##17YY |               |
|                       |             | BrimStone™          | 1200           | 04,09,60,90                | 45GN81J+##17YY                        | 46GN81J+##17YY | B,Q           |
|                       |             | Epoxy               | 1200           | 04,09                      | 45OV81JQ##17YY                        | 46OV81JQ##17YY |               |
|                       |             | MaxRok™             | 1400           | 04,09,49,57,12             | 45MA81JB##17YY                        | 46MA81JB##17YY |               |
|                       |             | Phenolic            | 1400           | 04,09,48,60,57,12          | 45PH81JB##17YY                        | 46PH81JB##17YY |               |
|                       |             | High-Temp Phenolic  | 1100           | 04,09,90                   | 45HT81JQ##17YY                        | 46HT81JQ##17YY |               |
|                       |             | Poly MaxRok™        | 1400           | 04,09,48,60,57,12          | 45MU81J+##17YY                        | 46MU81J+##17YY | G,K           |
|                       |             | Polyon AL™          | 1500           | 04,09,48,60,57,12          | 45PA81J+##17YY                        | 46PA81J+##17YY | N,R           |
|                       |             | DW-Black            | 750            |                            | 45DW81JLT317YY                        | 46DW81JLT317YY |               |
|                       |             | DW-Red              | 1100           |                            | 45DW81JRT317YY                        | 46DW81JRT317YY |               |
|                       |             | DW-Blue             | 1600           |                            | 45DW81JBT317YY                        | 46DW81JBT317YY |               |
|                       |             | DW-Gray             | 1700           |                            | 45DW81JGT317YY                        | 46DW81JGT317YY |               |
|                       |             | Crown DW-Red        | 1100           |                            | 45DW81XRT3**YY                        | 46DW81XRT3**YY |               |
|                       |             | Crown DW-Blue       | 1600           |                            | 45DW81XBT3**YY                        | 46DW81XBT3**YY |               |
|                       |             | Poly-Pro™           | 810            | 04,09,48,60,63,57,12       | 45PP81J+##17YY                        | 46PP81J+##17YY | C,D,I,K,M,U,W |
|                       |             |                     | 1000           |                            | 45PP81JP4917YY                        | 46PP81JP4917YY |               |
|                       |             |                     | 1000           |                            | 45PP81JH6317YY                        | 46PP81JH6317YY |               |
|                       |             | Polymadic™          | 1000           | 04,09,48,60,63,57,12       | 45PM81J+##17YY                        | 46PM81J+##17YY | I,M           |
|                       |             | Polyon™             | 1400           |                            | 45PU81JV6317YY                        | 46PU81JV6317YY |               |
|                       |             |                     |                | 04,09,48,60,57,12          | 45PU81J+##17YY                        | 46PU81J+##17YY | G,V           |
|                       |             | EnergySaver Polyon™ | 1500           | 04,09,48,60,57,12          | 45SW81JU##17YY                        | 46SW81JU##17YY |               |
|                       |             | PolyFlexon™ Cast    | 1000           |                            | 45RP81JK6317YY                        | 46RP81JK6317YY |               |
|                       |             | PolyFlexon™         | 1200           |                            | 45UA81J+6417YY                        | 46UA81J+6417YY | N,O           |
|                       |             | D-Polyon            | 1200           |                            | 45UD81JL6417YY                        | 46UD81JL6417YY |               |
|                       |             | Ultraflex™          | 1200           |                            | 45UX81J+6417YY                        | 46UX81J+6417YY | M,O           |
|                       |             | Champion            | 1700           |                            | 45CP81JN6417YY                        | 46CP81JN6417YY |               |
|                       |             | DuraLastomer™       | 1000           | 09,48,60,57,12             | 45SU81JL##17YY                        | 46SU81JL##17YY |               |
|                       |             | Super Elastomer     | 1500           |                            | 45SX81JI6417YY                        | 46SX81JI6417YY |               |
|                       |             | ErgoLastomer™       | 2000           | 04,09,64,57,12             | 45HU81JI##17YY                        | 46HU81JI##17YY |               |
|                       |             | Titan™ Polymer      | 2000           |                            | 45PX81JO6317YY                        | 46PX81JO6317YY |               |
|                       |             | Conquer™            | 2000           |                            | 45CQ81JM6417YY                        | 46CQ81JM6417YY |               |
|                       |             |                     | 2000           |                            | 45CQ81JL6417YY                        | 46CQ81JL6417YY |               |
|                       |             |                     | 2000           |                            | 45CQ81JL6417YY                        | 46CQ81JL6417YY |               |
|                       |             | Semi-Steel          | 1400           | 04,09,48,60,57,12          | 45SS81JS##17YY                        | 46SS81JS##17YY |               |
|                       |             | Heavy Duty Iron     | 1600           | 04,09,48,60,57,12          | 45HS81JS##17YY                        | 46HS81JS##17YY | S=Flat Tread  |
|                       |             |                     |                |                            | 45HS81JX##17YY                        | 46HS81JX##17YY | X=Crown Tread |
| Ductile               | 2000        | 04,09,48,60,B1,B5   | 45DS81JR##17YY | 46DS81JR##17YY             |                                       |                |               |
| EnergySaver Ductile™  | 2000        | 04,09,48,60,B1,B5   | 45CD81JR##17YY | 46CD81JR##17YY             |                                       |                |               |
| Forged Steel          | 2500        | 04,09,63,B5,B1      | 45FS81JS##17YY | 46FS81JS##17YY             | S=Flat Tread                          |                |               |
|                       |             |                     | 45FS81JX4P17YY | 46FS81JX4P17YY             | X=Crown Tread                         |                |               |
| Ironman™ V-Groove     | 1200        |                     | 45NV81JT4P17YY | 46NV81JT4P17YY             |                                       |                |               |
| Iron V-Groove         | 1200        | 04,09,48,60,57,12   | 45VG81JT##17YY | 46VG81JT##17YY             |                                       |                |               |
| Conductive Nylon      | 770         |                     | 45CY81JI6217YY | 46CY81JI6217YY             |                                       |                |               |
| Conductive Ultraflex™ | 700         |                     | 45CX81JL6417YY | 46CX81JL6417YY             |                                       |                |               |



| Wheel Diameter        | Tread Width | Wheel Type          | Load Cap.      | Available Bearing Options  | Replace + with desired wheel color    |                | +Color        |
|-----------------------|-------------|---------------------|----------------|----------------------------|---------------------------------------|----------------|---------------|
|                       |             |                     |                |                            | Replace ## with desired wheel bearing |                |               |
|                       |             |                     |                |                            | Swivel                                | Rigid          |               |
| 8"                    | 2"          | Yoke Only           |                |                            | 45ZZ85JZ8317YY                        | 46ZZ80JZ8317YY |               |
|                       |             | Neo-Energizer™      | 600            | 04,09,64,57,12             | 45EN85JB##17YY                        | 46EN80JB##17YY |               |
|                       |             | Nomadic™            | 700            | 04,09,48,60,57,12          | 45NM85J+##17YY                        | 46NM80J+##17YY | A,I           |
|                       |             | Rubber on Nylon     | 600            | 04,09,48,60,57,12          | 45NR85JB##17YY                        | 46NR80JB##17YY |               |
|                       |             | Dura Cushion™       | 450            | 04,09,63,57,12             | 45BC85J+##17YY                        | 46BC80J+##17YY | X,Z           |
|                       |             | Eco-Rubber          | 450            | 53,P3                      | 45SN85UC##17YY                        | 46SN80UC##17YY |               |
|                       |             | Rubber on Aluminum  | 600            | 04,09,48,60,57,12          | 45RA85JB##17YY                        | 46RA80JB##17YY |               |
|                       |             | Mold-On Rubber      | 600            | 04,09,48,60,57,12          | 45RS85JB##17YY                        | 46RS80JB##17YY |               |
|                       |             | Supreme Rubber      | 810            | 04,09,63,57,12             | 45RH85JS##17YY                        | 46RH80JS##17YY |               |
|                       |             | Blue Ergo™          | 600            |                            | 45BL85JL6317YY                        | 46BL80JL6317YY |               |
|                       |             | Thermo-Pro™         | 600            | 04,09,60,63,48,57,12       | 45TP85J+##17YY                        | 46TP80J+##17YY | A,I,T,X,Y,Z   |
|                       |             | Polyolefin          | 900            | 04,09,60,53,P3,48,57,90,12 | 45PO85J+##17YY                        | 46PO80J+##17YY | B,E           |
|                       |             | Nylon               | 1100           | 04,09,63,57,12             | 45NY85JE##17YY                        | 46NY80JE##17YY |               |
|                       |             | Ironman             | 2200           | 65,73                      | 45NX85JB##17YY                        | 46NX80JB##17YY |               |
|                       |             | RokHard™            | 1100           | 04,09,48,60,57,12          | 45HI85JB##17YY                        | 46HI80JB##17YY |               |
|                       |             | BrimStone™          | 1200           | 04,09,60,90                | 45GN85J+##17YY                        | 46GN80J+##17YY | B,Q           |
|                       |             | Epoxy               | 1200           | 04,09                      | 45OV85JQ##17YY                        | 46OV80JQ##17YY |               |
|                       |             | MaxRok™             | 1400           | 04,09,49,57,12             | 45MA85JB##17YY                        | 46MA80JB##17YY |               |
|                       |             | Phenolic            | 1400           | 04,09,48,60,57,12          | 45PH85JB##17YY                        | 46PH80JB##17YY |               |
|                       |             | High-Temp Phenolic  | 1100           | 04,09,90                   | 45HT85JQ##17YY                        | 46HT80JQ##17YY |               |
|                       |             | Poly MaxRok™        | 1400           | 04,09,48,60,57,12          | 45MU85J+##17YY                        | 46MU80J+##17YY | G,K           |
|                       |             | Polyon AL™          | 1500           | 04,09,48,60,57,12          | 45PA85J+##17YY                        | 46PA80J+##17YY | N,R           |
|                       |             | DW-Black            | 750            |                            | 45DW85JLT317YY                        | 46DW80JLT317YY |               |
|                       |             | DW-Red              | 1100           |                            | 45DW85JRT317YY                        | 46DW80JRT317YY |               |
|                       |             | DW-Blue             | 1600           |                            | 45DW85JBT317YY                        | 46DW80JBT317YY |               |
|                       |             | DW-Gray             | 1700           |                            | 45DW85JGT317YY                        | 46DW80JGT317YY |               |
|                       |             | Crown DW-Red        | 1100           |                            | 45DW85XRT3**YY                        | 46DW80XRT3**YY |               |
|                       |             | Crown DW-Blue       | 1600           |                            | 45DW85XBT3**YY                        | 46DW80XBT3**YY |               |
|                       |             | Poly-Pro™           | 810            | 04,09,48,60,63,57,12       | 45PP85J+##17YY                        | 46PP80J+##17YY | C,D,I,K,M,U,W |
|                       |             |                     | 1000           |                            | 45PP85JP4917YY                        | 46PP80JP4917YY |               |
|                       |             |                     | 1000           |                            | 45PP85JH6317YY                        | 46PP80JH6317YY |               |
|                       |             | Polymadic™          | 1000           | 04,09,48,60,63,57,12       | 45PM85J+##17YY                        | 46PM80J+##17YY | I,M           |
|                       |             | Polyon™             | 1400           |                            | 45PU85JV6317YY                        | 46PU80JV6317YY |               |
|                       |             |                     |                | 04,09,48,60,57,12          | 45PU85J+##17YY                        | 46PU80J+##17YY | G,V           |
|                       |             | EnergySaver Polyon™ | 1500           | 04,09,48,60,57,12          | 45SW85JU##17YY                        | 46SW80JU##17YY |               |
|                       |             | PolyFlexon™ Cast    | 1000           |                            | 45RP85JK6317YY                        | 46RP80JK6317YY |               |
|                       |             | PolyFlexon™         | 1200           |                            | 45UA85J+6417YY                        | 46UA80J+6417YY | N,O           |
|                       |             | D-Polyon            | 1200           |                            | 45UD85JL6417YY                        | 46UD80JL6417YY |               |
|                       |             | Ultraflex™          | 1200           |                            | 45UX85J+6417YY                        | 46UX80J+6417YY | M,O           |
|                       |             | Champion            | 1700           |                            | 45CP85JN6417YY                        | 46CP80JN6417YY |               |
|                       |             | DuraLastomer™       | 1000           | 09,48,60,57,12             | 45SU85JL##17YY                        | 46SU80JL##17YY |               |
|                       |             | Super Elastomer     | 1500           |                            | 45SX85JI6417YY                        | 46SX80JI6417YY |               |
|                       |             | ErgoLastomer™       | 2000           | 04,09,64,57,12             | 45HU85JI##17YY                        | 46HU80JI##17YY |               |
|                       |             | Titan™ Polymer      | 2000           |                            | 45PX85JO6317YY                        | 46PX80JO6317YY |               |
|                       |             | Conquer™            | 2000           |                            | 45CQ85JM6417YY                        | 46CQ80JM6417YY |               |
|                       |             |                     | 2000           |                            | 45CQ85JL6417YY                        | 46CQ80JL6417YY |               |
|                       |             | Semi-Steel          | 1400           | 04,09,48,60,57,12          | 45SS85JS##17YY                        | 46SS80JS##17YY |               |
|                       |             | Heavy Duty Iron     | 1600           | 04,09,48,60,57,12          | 45HS85JS##17YY                        | 46HS80JS##17YY | S=Flat Tread  |
|                       |             |                     |                |                            | 45HS85JX##17YY                        | 46HS80JX##17YY | X=Crown Tread |
|                       |             | Ductile             | 2000           | 04,09,48,60,B1,B5          | 45DS85JR##17YY                        | 46DS80JR##17YY |               |
| EnergySaver Ductile™  | 2000        | 04,09,48,60,B1,B5   | 45CD85JR##17YY | 46CD80JR##17YY             |                                       |                |               |
| Forged Steel          | 2500        | 04,09,63,B5,B1      | 45FS85JS##17YY | 46FS80JS##17YY             | S=Flat Tread                          |                |               |
|                       |             |                     | 45FS85JX4P17YY | 46FS80JX4P17YY             | X=Crown Tread                         |                |               |
| Ironman™ V-Groove     | 1200        |                     | 45NV85JT4P17YY | 46NV80JT4P17YY             |                                       |                |               |
| Iron V-Groove         | 1200        | 04,09,48,60,57,12   | 45VG85JT##17YY | 46VG80JT##17YY             |                                       |                |               |
| Conductive Nylon      | 770         |                     | 45CY85JI6217YY | 46CY80JI6217YY             |                                       |                |               |
| Conductive Ultraflex™ | 700         |                     | 45CX85JL6417YY | 46CX80JL6417YY             |                                       |                |               |



| Wheel Diameter        | Tread Width | Wheel Type          | Load Cap.      | Available Bearing Options  | Replace + with desired wheel color    |                | +Color                        |
|-----------------------|-------------|---------------------|----------------|----------------------------|---------------------------------------|----------------|-------------------------------|
|                       |             |                     |                |                            | Replace ## with desired wheel bearing |                |                               |
|                       |             |                     |                |                            | Swivel                                | Rigid          |                               |
| 8"                    | 2"          | Yoke Only           |                | 45ZZ89JZ8317YY             | 46ZZ81JZ8317YY                        |                |                               |
|                       |             | Neo-Energizer™      | 600            | 04,09,64,57,12             | 45EN89JB##17YY                        | 46EN81JB##17YY |                               |
|                       |             | Nomadic™            | 700            | 04,09,48,60,57,12          | 45NM89J+##17YY                        | 46NM81J+##17YY | A,I                           |
|                       |             | Rubber on Nylon     | 600            | 04,09,48,60,57,12          | 45NR89JB##17YY                        | 46NR81JB##17YY |                               |
|                       |             | Dura Cushion™       | 450            | 04,09,63,57,12             | 45BC89J+##17YY                        | 46BC81J+##17YY | X,Z                           |
|                       |             | Eco-Rubber          | 450            | 53,P3                      | 45SN89UC##17YY                        | 46SN81UC##17YY |                               |
|                       |             | Rubber on Aluminum  | 600            | 04,09,48,60,57,12          | 45RA89JB##17YY                        | 46RA81JB##17YY |                               |
|                       |             | Mold-On Rubber      | 600            | 04,09,48,60,57,12          | 45RS89JB##17YY                        | 46RS81JB##17YY |                               |
|                       |             | Supreme Rubber      | 810            | 04,09,63,57,12             | 45RH89JS##17YY                        | 46RH81JS##17YY |                               |
|                       |             | Blue Ergo™          | 600            |                            | 45BL89JL6317YY                        | 46BL81JL6317YY |                               |
|                       |             | Thermo-Pro™         | 600            | 04,09,60,63,48,57,12       | 45TP89J+##17YY                        | 46TP81J+##17YY | A,I,T,X,Y,Z                   |
|                       |             | Polyolefin          | 900            | 04,09,60,53,P3,48,57,90,12 | 45PO89J+##17YY                        | 46PO81J+##17YY | B,E                           |
|                       |             | Nylon               | 1100           | 04,09,63,57,12             | 45NY89JE##17YY                        | 46NY81JE##17YY |                               |
|                       |             | Ironman             | 2200           | 65,73                      | 45NX89JB##17YY                        | 46NX81JB##17YY |                               |
|                       |             | RokHard™            | 1100           | 04,09,48,60,57,12          | 45HI89JB##17YY                        | 46HI81JB##17YY |                               |
|                       |             | BrimStone™          | 1200           | 04,09,60,90                | 45GN89J+##17YY                        | 46GN81J+##17YY | B,Q                           |
|                       |             | Epoxy               | 1200           | 04,09                      | 45OV89JQ##17YY                        | 46OV81JQ##17YY |                               |
|                       |             | MaxRok™             | 1400           | 04,09,49,57,12             | 45MA89JB##17YY                        | 46MA81JB##17YY |                               |
|                       |             | Phenolic            | 1400           | 04,09,48,60,57,12          | 45PH89JB##17YY                        | 46PH81JB##17YY |                               |
|                       |             | High-Temp Phenolic  | 1100           | 04,09,90                   | 45HT89JQ##17YY                        | 46HT81JQ##17YY |                               |
|                       |             | Poly MaxRok™        | 1400           | 04,09,48,60,57,12          | 45MU89J+##17YY                        | 46MU81J+##17YY | G,K                           |
|                       |             | Polygon AL™         | 1500           | 04,09,48,60,57,12          | 45PA89J+##17YY                        | 46PA81J+##17YY | N,R                           |
|                       |             | DW-Black            | 750            |                            | 45DW89JLT317YY                        | 46DW81JLT317YY |                               |
|                       |             | DW-Red              | 1100           |                            | 45DW89JRT317YY                        | 46DW81JRT317YY |                               |
|                       |             | DW-Blue             | 1600           |                            | 45DW89JBT317YY                        | 46DW81JBT317YY |                               |
|                       |             | DW-Gray             | 1700           |                            | 45DW89JGT317YY                        | 46DW81JGT317YY |                               |
|                       |             | Crown DW-Red        | 1100           |                            | 45DW89XRT3**YY                        | 46DW89XRT3**YY |                               |
|                       |             | Crown DW-Blue       | 1600           |                            | 45DW89XBT3**YY                        | 46DW89XBT3**YY |                               |
|                       |             | Poly-Pro™           | 810            | 04,09,48,60,63,57,12       | 45PP89J+##17YY                        | 46PP81J+##17YY | C,D,I,K,M,U,W                 |
|                       |             |                     | 1000           |                            | 45PP89JP4917YY                        | 46PP81JP4917YY |                               |
|                       |             |                     | 1000           |                            | 45PP89JH6317YY                        | 46PP81JH6317YY |                               |
|                       |             | Polymadic™          | 1000           | 04,09,48,60,63,57,12       | 45PM89J+##17YY                        | 46PM81J+##17YY | I,M                           |
|                       |             | Polyon™             | 1400           |                            | 45PU89JV6317YY                        | 46PU81JV6317YY |                               |
|                       |             |                     |                | 04,09,48,60,57,12          | 45PU89J+##17YY                        | 46PU81J+##17YY | G,V                           |
|                       |             | EnergySaver Polyon™ | 1500           | 04,09,48,60,57,12          | 45SW89JU##17YY                        | 46SW81JU##17YY |                               |
|                       |             | PolyFlexon™ Cast    | 1000           |                            | 45RP89JK6317YY                        | 46RP81JK6317YY |                               |
|                       |             | PolyFlexon™         | 1200           |                            | 45UA89J+6417YY                        | 46UA81J+6417YY | N,O                           |
|                       |             | D-Polygon           | 1200           |                            | 45UD89JL6417YY                        | 46UD81JL6417YY |                               |
|                       |             | Ultraflex™          | 1200           |                            | 45UX89J+6417YY                        | 46UX81J+6417YY | M,O                           |
|                       |             | Champion            | 1700           |                            | 45CP89JN6417YY                        | 46CP81JN6417YY |                               |
|                       |             | DuraLastomer™       | 1000           | 09,48,60,57,12             | 45SU89JL##17YY                        | 46SU81JL##17YY |                               |
|                       |             | Super Elastomer     | 1500           |                            | 45SX89JI6417YY                        | 46SX81JI6417YY |                               |
|                       |             | ErgoLastomer™       | 2000           | 04,09,64,57,12             | 45HU89JI##17YY                        | 46HU81JI##17YY |                               |
|                       |             | Titan™ Polymer      | 2000           |                            | 45PX89JO6317YY                        | 46PX81JO6317YY |                               |
|                       |             | Conquer™            | 2000           |                            | 45CQ89JM6417YY                        | 46CQ81JM6417YY |                               |
|                       |             |                     | 2000           |                            | 45CQ89JL6417YY                        | 46CQ81JL6417YY |                               |
|                       |             | Semi-Steel          | 1400           | 04,09,48,60,57,12          | 45SS89JS##17YY                        | 46SS81JS##17YY |                               |
|                       |             | Heavy Duty Iron     | 1600           | 04,09,48,60,57,12          | 45HS89JS##17YY                        | 46HS81JS##17YY | S=Flat Tread<br>X=Crown Tread |
|                       |             |                     |                |                            | 45HS89JX##17YY                        | 46HS81JX##17YY |                               |
|                       |             | Ductile             | 2000           | 04,09,48,60,B1,B5          | 45DS89JR##17YY                        | 46DS81JR##17YY |                               |
| EnergySaver Ductile™  | 2000        | 04,09,48,60,B1,B5   | 45CD89JR##17YY | 46CD81JR##17YY             |                                       |                |                               |
| Forged Steel          | 2500        | 04,09,63,B5,B1      | 45FS89JS##17YY | 46FS81JS##17YY             | S=Flat Tread<br>X=Crown Tread         |                |                               |
|                       |             |                     | 45FS89JX4P17YY | 46FS81JX4P17YY             |                                       |                |                               |
| Ironman™ V-Groove     | 1200        |                     | 45NV89JT4P17YY | 46NV81JT4P17YY             |                                       |                |                               |
| Iron V-Groove         | 1200        | 04,09,48,60,57,12   | 45VG89JT##17YY | 46VG81JT##17YY             |                                       |                |                               |
| Conductive Nylon      | 770         |                     | 45CY89JI6217YY | 46CY81JI6217YY             |                                       |                |                               |
| Conductive Ultraflex™ | 700         |                     | 45CX89JL6417YY | 46CX81JL6417YY             |                                       |                |                               |

\*The Ever-Roll is not designed to sit with load.



# 49/50 - Momentum™ Precision Tapered Raceway Series - 2000lb

- 2-9/16" diameter raceway is precisely machine and hardened and loaded with 3/8" hardened ball bearings
- Lower raceway thrust bearing is a tapered roller bearing that provides exceptionally smooth and easy swiveling action and counteracts radial thrust
- Grease fitting on raceway and axle
- Constructed from ASTM1045 steel
- 1/4" thick legs are double welded
- 3/4" integrally forged kingpin
- Zinc plated finish
- 1/2" axle



49CD60JR0917-0A0000



49DW60JRT317-0F0000



49 SERIES • CAPACITY 2000

|                             |                                     |                           |
|-----------------------------|-------------------------------------|---------------------------|
| <b>A-Cam Brake (AY)</b>     | <b>Cam Brake (CY)</b>               | <b>Thread Guards (GY)</b> |
|                             |                                     |                           |
| <b>4-Position Lock (PY)</b> | <b>Universal Contact Brake (UF)</b> | <b>Toe Guard (4Y)</b>     |
|                             |                                     |                           |

### FASTENING PATTERNS

| Plate Code | Overall Size | Bolt Hole Pattern          | Mounting Bolt Size |
|------------|--------------|----------------------------|--------------------|
| 17         | 4" x 5"      | 2-5/8" x 3-5/8" to 3" x 3" | 3/8"               |

### Overall Height and Swivel Radius

| Wheel Diameter | Overall Height | Denotation Code | Swivel Radius |
|----------------|----------------|-----------------|---------------|
| 4"             | 5-5/8"         | 40              | 3-9/16"       |
| 5"             | 6-1/2"         | 50              | 4-1/2"        |
| 6"             | 7-1/2"         | 60              | 5-3/16"       |
| 8"             | 9-1/2"         | 80              | 6-3/8"        |





| Wheel Diameter   | Tread Width | Wheel Type              | Load Cap.      | Available Bearing Options | Replace + with desired wheel color    |                | +Color |
|------------------|-------------|-------------------------|----------------|---------------------------|---------------------------------------|----------------|--------|
|                  |             |                         |                |                           | Replace ## with desired wheel bearing |                |        |
|                  |             |                         |                |                           | Swivel                                | Rigid          |        |
| 4"               | 2"          | Yoke Only               |                |                           | 49Z40JZ8317YY                         | 50Z40JZ8317YY  |        |
|                  |             | Neo-Energizer™          | 500            | 04,09,60,48,57,12         | 49EN40JB##17YY                        | 50EN40JB##17YY |        |
|                  |             | Mold-On Rubber          | 400            | 04,09,60,48,57,12         | 49RS40JB##17YY                        | 50RS40JB##17YY |        |
|                  |             | Phenolic                | 800            | 04,09,60,48,57,12         | 49PH40JB##17YY                        | 50PH40JB##17YY |        |
|                  |             | Phenolic Straight Sided | 1000           | 04,09,60,57,12            | 49PH40TB##17YY                        | 50PH40TB##17YY |        |
|                  |             | High-Temp Phenolic      | 600            | 04,09,90                  | 49HT40JQ##17YY                        | 50HT40JQ##17YY |        |
|                  |             | Polyon AL™              | 800            | 04,09,60,48,57,12         | 49PA40J+##17YY                        | 50PA40J+##17YY | N,R    |
|                  |             | DW-Black                | 470            |                           | 49DW40JLT317YY                        | 50DW40JLT317YY |        |
|                  |             | DW-Red                  | 540            |                           | 49DW40JRT317YY                        | 50DW40JRT317YY |        |
|                  |             | DW-Blue                 | 960            |                           | 49DW40JBT317YY                        | 50DW40JBT317YY |        |
|                  |             | DW-Gray                 | 1000           |                           | 49DW40JGT317YY                        | 50DW40JGT317YY |        |
|                  |             | Crown DW-Red            | 540            |                           | 49DW40XRT317YY                        | 50DW40XRT317YY |        |
|                  |             | Crown DW-Blue           | 960            |                           | 49DW40XBT317YY                        | 50DW40XBT317YY |        |
|                  |             | Polyon™                 | 800            |                           | 49PU40JV6317YY                        | 50PU40JV6317YY |        |
|                  |             |                         | 800            | 04,09,60,48,57,12         | 49PU40J+##17YY                        | 50PU40J+##17YY | G,V    |
|                  |             | EnergySaver Polyon™     | 800            | 04,09,60,48,57,12         | 49SW40JU##17YY                        | 50SW40JU##17YY |        |
|                  |             | PolyFlexon™ Cast        | 700            | 04,09,60,48,57,12         | 49RP40JK##17YY                        | 50RP40JK##17YY |        |
|                  |             | PolyFlexon™             | 900            |                           | 49UA40JO6417YY                        | 50UA40JO6417YY |        |
|                  |             | Ultraflex™              | 900            |                           | 49UX40J+6317YY                        | 50UX40J+6317YY | M,O    |
|                  |             | DuraLastomer™           | 750            | 09,60,48,57,12            | 49SU40JL##17YY                        | 50SU40JL##17YY |        |
|                  |             | Super Elastomer         | 1200           |                           | 49SX40JI6417YY                        | 50SX40JI6417YY |        |
|                  |             | ErgoLastomer™           | 1000           | 04,09,64,57,12            | 49HU40JI##17YY                        | 50HU40JI##17YY |        |
|                  |             | Semi-Steel              | 700            | 04,09,60,48,57,12         | 49SS40JS##17YY                        | 50SS40JS##17YY |        |
|                  |             | Heavy Duty Iron         | 900            | 04,09,60,48,57,12         | 49HS40JS##17YY                        | 50HS40JS##17YY |        |
|                  |             | Ductile                 | 1500           | 04,09,60,63,57,12         | 49DS40JR##17YY                        | 50DS40JR##17YY |        |
|                  |             | Solid Steel             | 2000           | 09,63, B1,B5              | 49MS40JS##17YY                        | 50MS40JS##17YY |        |
|                  |             | EnergySaver Ductile™    | 1500           | 04,60,48,09,B1,B5         | 49CD40JR##17YY                        | 50CD40JR##17YY |        |
|                  |             | Ironman™                | 2000           |                           | 49NX40J+4P17YY                        | 50NX40J+4P17YY | B,I    |
|                  |             |                         | 2000           | 04, 09                    | 49NX40J+##17YY                        | 50NX40JB##17YY |        |
|                  |             | Ironman™ V-Groove       | 2000           |                           | 49NV40JT4P17YY                        | 50NV40JT4P17YY |        |
| Iron V-Groove    | 600         | 04,09,60,48,57,12       | 49VG40JT##17YY | 50VG40JT##17YY            |                                       |                |        |
| Ductile V-Groove | 1500        | 04,09,60,48,57, B1, B5  | 49DV40JT##17YY | 50DV40JT##17YY            |                                       |                |        |
| 5"               | 2"          | Yoke Only               |                |                           | 49Z50JZ8317YY                         | 50Z50JZ8317YY  |        |
|                  |             | Neo-Energizer™          | 550            | 04,09,60,48,57,12         | 49EN50JB##17YY                        | 50EN50JB##17YY |        |
|                  |             | Mold-On Rubber          | 400            | 04,09,60,48,57,12         | 49RS50JB##17YY                        | 50RS50JB##17YY |        |
|                  |             | Phenolic                | 1000           | 04,09,60,48,57,12         | 49PH50JB##17YY                        | 50PH50JB##17YY |        |
|                  |             | Hi-Temp Phenolic        | 750            | 04,09,90                  | 49HT50JQ##17YY                        | 50HT50JQ##17YY |        |
|                  |             | Polyon AL™              | 900            | 04,09,60,48,57,12         | 49PA50J+##17YY                        | 50PA50J+##17YY | N,R    |
|                  |             | Polyon-C                | 900            | 04,09,60,48,57,12         | 49PR50JL##17YY                        | 50PR50JL##17YY |        |
|                  |             | DW-Black                | 550            |                           | 49DW50JLT317YY                        | 50DW50JLT317YY |        |
|                  |             | DW-Red                  | 750            |                           | 49DW50JRT317YY                        | 50DW50JRT317YY |        |
|                  |             | DW-Blue                 | 1160           |                           | 49DW50JBT317YY                        | 50DW50JBT317YY |        |
|                  |             | DW-Gray                 | 1200           |                           | 49DW50JGT317YY                        | 50DW50JGT317YY |        |
|                  |             | Crown DW-Red            | 750            |                           | 49DW50XRT317YY                        | 50DW50XRT317YY |        |
|                  |             | Crown DW-Blue           | 1160           |                           | 49DW50XBT317YY                        | 50DW50XBT317YY |        |
|                  |             | Polyon™                 | 1100           |                           | 49PU50JV6317YY                        | 50PU50JV6317YY |        |
|                  |             |                         | 1100           | 04,09,60,48,57,12         | 49PU50J+##17YY                        | 50PU50J+##17YY | G,V    |
|                  |             | EnergySaver Polyon™     | 1300           | 04,09,60,48,57,12         | 49SW50JU##17YY                        | 50SW50JU##17YY |        |
|                  |             | PolyFlexon™ Cast        | 800            | 04,09,60,48,57,12         | 49RP50JK##17YY                        | 50RP50JK##17YY |        |
|                  |             | PolyFlexon™             | 900            |                           | 49UA50JO6417YY                        | 50UA50JO6417YY |        |
|                  |             | Ultraflex™              | 900            |                           | 49UX50J+6417YY                        | 50UX50J+6417YY | M,O    |
|                  |             | D-Polyon                | 900            |                           | 49UD50JL6417YY                        | 50UD50JL6417YY |        |
|                  |             | DuraLastomer™           | 900            | 09,60,48,57,12            | 49SU50JL##17YY                        | 50SU50JL##17YY |        |
|                  |             | Super Elastomer         | 1200           | 04,09,64,57,12            | 49SX50JI##17YY                        | 50SX50JI##17YY |        |
|                  |             | ErgoLastomer™           | 1250           | 04,09,64,57,12            | 49HU50JI##17YY                        | 50HU50JI##17YY |        |
|                  |             | Ironman™                | 2000           |                           | 49NX50J+4P17YY                        | 50NX50J+4P17YY | B,I    |
|                  |             |                         | 2000           | 04, 09                    | 49NX50JB##17YY                        | 50NX50JB##17YY |        |
|                  |             | Semi-Steel              | 1000           | 04,09,60,48,57,12         | 49SS50JS##17YY                        | 50SS50JS##17YY |        |
|                  |             | Heavy Duty Iron         | 1200           | 04,09,60,63,57,12         | 49HS50JS##17YY                        | 50HS50JS##17YY |        |
|                  |             | Ductile                 | 2000           | 04,09,60,63,B1,B5         | 49DS50JR##17YY                        | 50DS50JR##17YY |        |
|                  |             | Forged Steel            | 2000           | 02,09,60,B1,B5            | 49FS50JS##17YY                        | 50FS50JS##17YY |        |
|                  |             | EnergySaver Ductile™    | 2000           | 04,09,60,48,B1,B5         | 49CD50JR##17YY                        | 50CD50JR##17YY |        |
| Iron V-Groove    | 900         | 04,09,60,48,57,12       | 49VG50JT##17YY | 50VG50JT##17YY            |                                       |                |        |



| Wheel Diameter       | Tread Width | Wheel Type                 | Load Cap.      | Available Bearing Options  | Replace + with desired wheel color    |                | +Color        |
|----------------------|-------------|----------------------------|----------------|----------------------------|---------------------------------------|----------------|---------------|
|                      |             |                            |                |                            | Replace ## with desired wheel bearing |                |               |
|                      |             |                            |                |                            | Swivel                                | Rigid          |               |
| 6"                   | 2"          | Yoke Only                  |                |                            | 49ZZ60JZ8317YY                        | 50ZZ60JZ8317YY |               |
|                      |             | Neo-Energizer™             | 600            | 04, 09, 64, 57, 12         | 49EN60JB##17YY                        | 50EN60JB##17YY |               |
|                      |             | Mold-On Rubber             | 550            | 04, 09, 48, 60, 57, 12     | 49RS60JB##17YY                        | 50RS60JB##17YY |               |
|                      |             | Supreme Rubber             | 700            | 04, 09, 48, 60, 57, 12     | 49RH60JS##17YY                        | 50RH60JS##17YY |               |
|                      |             | Phenolic                   | 1200           | 04, 09, 48, 60, 57, 12     | 49PH60JB##17YY                        | 50PH60JB##17YY |               |
|                      |             | Straight-Sided Phenolic    | 1500           |                            | 49PH60TB##17YY                        | 50PH60TB##17YY |               |
|                      |             | High-Temp Phenolic         | 900            | 04, 09, 90                 | 49HT60JQ##17YY                        | 50HT60JQ##17YY |               |
|                      |             | Polyon AL™                 | 1200           | 04, 09, 48, 60, 57, 12     | 49PA60J+##17YY                        | 50PA60J+##17YY | N,R           |
|                      |             | DW-Black                   | 700            |                            | 49DW60JLT317YY                        | 50DW60JLT317YY |               |
|                      |             | DW-Red                     | 960            |                            | 49DW60JRT317YY                        | 50DW60JRT317YY |               |
|                      |             | DW-Blue                    | 1400           |                            | 49DW60JBT317YY                        | 50DW60JBT317YY |               |
|                      |             | DW-Gray                    | 1400           |                            | 49DW60JGT317YY                        | 50DW60JGT317YY |               |
|                      |             | Crown DW-Red               | 960            |                            | 49DW60XRT317YY                        | 50DW60XRT317YY |               |
|                      |             | Crown DW-Blue              | 1400           |                            | 49DW60XBT317YY                        | 50DW60XBT317YY |               |
|                      |             | Polyon™                    | 1200           | 04, 09, 48, 60, 57, 12     | 49PU60JV6317YY                        | 50PU60JV6317YY |               |
|                      |             |                            |                |                            | 49PU60J+##17YY                        | 50PU60J+##17YY | G,V           |
|                      |             | EnergySaver Polyon™        | 1400           | 04, 09, 63, 57, 12         | 49SW60JU##17YY                        | 50SW60JU##17YY |               |
|                      |             | PolyFlexon™ Cast           | 900            | 04, 09, 63, 57, 12         | 49RP60JK##17YY                        | 50RP60JK##17YY |               |
|                      |             | PolyFlexon™                | 900            |                            | 49UA60J+6417YY                        | 50UA60J+6417YY | N,O           |
|                      |             | D-Polyon                   | 1000           |                            | 49UD60JL6417YY                        | 50UD60JL6417YY |               |
|                      |             | Ultraflex™                 | 1000           |                            | 49UX60JO6417YY                        | 50UX60JO6417YY | M,O           |
|                      |             | Champion                   | 1500           |                            | 49CP60JN6417YY                        | 50CP60JN6417YY |               |
|                      |             | DuraLastomer™              | 1000           | 09, 48, 60, 57, 12         | 49SU60JL##17YY                        | 50SU60JL##17YY |               |
|                      |             | Super Elastomer            | 1400           |                            | 49SX60JI6417YY                        | 50SX60JI6417YY |               |
|                      |             | ErgoLastomer™              | 1700           | 04, 09, 48, 60, 64, 57, 12 | 49HU60JI##17YY                        | 50HU60JI##17YY |               |
|                      |             | Titan™ Polymer             | 2000           |                            | 49PX60JO6317YY                        | 50PX60JO6317YY |               |
|                      |             | Conquer™                   | 1800           |                            | 49CQ60JM6417YY                        | 50CQ60JM6417YY |               |
|                      |             |                            | 1800           |                            | 49CQ60JL6417YY                        | 50CQ60JL6417YY |               |
|                      |             | Semi-Steel                 | 1200           | 04, 09, 48, 60, 57, 12     | 49SS60JS##17YY                        | 50SS60JS##17YY |               |
|                      |             | Heavy Duty Iron            | 1400           | 04, 09, 60, 63, 57, 12     | 49HS60JS##17YY                        | 50HS60JS##17YY | S=Flat Tread  |
|                      |             |                            |                | 04, 09, 60, 48, 57, 12     | 49HS60JX##17YY                        | 50HS60JX##17YY | X=Crown Tread |
|                      |             | Ductile                    | 2000           | 04, 09, 60, 73, 63, B1, B5 | 49DS60JR##17YY                        | 50DS60JR##17YY |               |
| EnergySaver Ductile™ | 2000        | 04, 09, 48, 60, 73, B1, B5 | 49CD60JR##17YY | 50CD60JR##17YY             |                                       |                |               |
| Forged Steel         | 2000        | 04, 09, 73, 63, B1, B5     | 49FS60JS##17YY | 50FS60JS##17YY             | S=Flat Tread                          |                |               |
|                      |             |                            | 49FS60JX4P17YY | 50FS60JX4P17YY             | X=Crown Tread                         |                |               |
| Ironman™ V-Groove    | 2000        |                            | 49NV60JT4P17YY | 50NV60JT4P17YY             |                                       |                |               |
| Ironman™             | 2000        |                            | 49NX60J+4P17YY | 50NX60J+4P17YY             | B,I                                   |                |               |
| Iron V-Groove        | 1000        | 04, 09, 48, 60, 57, 12     | 49VG60JT##17YY | 50VG60JT##17YY             |                                       |                |               |
| Ductile V-Groove     | 2000        | 04, 09, 57, 12, 63, B1, B5 | 49DV60JT##17YY | 50DV60JT##17YY             |                                       |                |               |
| 8"                   | 2"          | Yoke Only                  |                |                            | 49ZZ80JZ8317YY                        | 50ZZ80JZ8317YY |               |
|                      |             | Neo-Energizer™             | 600            | 04, 09, 64, 57, 12         | 49EN80JB##17YY                        | 50EN80JB##17YY |               |
|                      |             | Mold-On Rubber             | 600            | 04, 09, 48, 60, 57, 12     | 49RS80JB##17YY                        | 50RS80JB##17YY |               |
|                      |             | Supreme Rubber             | 810            | 04, 09, 63, 57, 12         | 49RH80JS##17YY                        | 50RH80JS##17YY |               |
|                      |             | Phenolic                   | 1400           | 04, 09, 48, 60, 57, 12     | 49PH80JB##17YY                        | 50PH80JB##17YY |               |
|                      |             | High-Temp Phenolic         | 1100           | 04, 09, 90                 | 49HT80JQ##17YY                        | 50HT80JQ##17YY |               |
|                      |             | Polyon AL™                 | 1250           | 04, 09, 48, 60, 57, 12     | 49PA80J+##17YY                        | 50PA80J+##17YY | N,R           |
|                      |             | DW-Black                   | 750            |                            | 49DW80JLT317YY                        | 50DW80JLT317YY |               |
|                      |             | DW-Red                     | 1100           |                            | 49DW80JRT317YY                        | 50DW80JRT317YY |               |
|                      |             | DW-Blue                    | 1600           |                            | 49DW80JBT317YY                        | 50DW80JBT317YY |               |
|                      |             | DW-Gray                    | 1700           |                            | 49DW80JGT317YY                        | 50DW80JGT317YY |               |
|                      |             | Crown DW-Red               | 1100           |                            | 49DW80XRT317YY                        | 50DW80XRT317YY |               |
|                      |             | Crown DW-Blue              | 1600           |                            | 49DW80XBT317YY                        | 50DW80XBT317YY |               |
|                      |             | Polyon™                    | 1400           | 04, 09, 48, 60, 57, 12     | 49PU80JV6317YY                        | 50PU80JV6317YY |               |
|                      |             |                            |                |                            | 49PU80J+##17YY                        | 50PU80J+##17YY | G,V           |
|                      |             | EnergySaver Polyon™        | 1500           | 04, 09, 48, 60, 57, 12     | 49SW80JU##17YY                        | 50SW80JU##17YY |               |
|                      |             | PolyFlexon™ Cast           | 1000           |                            | 49RP80JK6317YY                        | 50RP80JK6317YY |               |
|                      |             | PolyFlexon™                | 1200           |                            | 49UA80J+6417YY                        | 50UA80J+6417YY | N,O           |
|                      |             | D-Polyon                   | 1200           |                            | 49UD80JL6417YY                        | 50UD80JL6417YY |               |
|                      |             | Ultraflex™                 | 1200           |                            | 49UX80J+6417YY                        | 50UX80J+6417YY | M,O           |
|                      |             | Champion                   | 1700           |                            | 49CP80JN6417YY                        | 50CP80JN6417YY |               |
|                      |             | DuraLastomer™              | 1000           | 09, 48, 60, 57, 12         | 49SU80JL##17YY                        | 50SU80JL##17YY |               |
|                      |             | Super Elastomer            | 1500           |                            | 49SX80JI6417YY                        | 50SX80JI6417YY |               |
|                      |             | ErgoLastomer™              | 2000           | 04, 09, 64, 57, 12         | 49HU80JI##17YY                        | 50HU80JI##17YY |               |
|                      |             | Titan™ Polymer             | 2000           |                            | 49PX80JO6317YY                        | 50PX80JO6317YY |               |
|                      |             | Conquer™                   | 2000           |                            | 49CQ80JR6417YY                        | 50CQ80JR6417YY |               |
|                      |             |                            | 2000           |                            | 49CQ80JL6417YY                        | 50CQ80JL6417YY |               |
|                      |             | Semi-Steel                 | 1400           | 04, 09, 48, 60, 57, 12     | 49SS80JS##17YY                        | 50SS80JS##17YY |               |
|                      |             | Heavy Duty Iron            | 1600           | 04, 09, 48, 60, 57, 12     | 49HS80JS##17YY                        | 50HS80JS##17YY | S=Flat Tread  |
|                      |             |                            |                |                            | 49HS80JX##17YY                        | 50HS80JX##17YY | X=Crown Tread |
|                      |             | Ductile                    | 2000           | 04, 09, 48, 60, B1, B5     | 49DS80JR##17YY                        | 50DS80JR##17YY |               |
|                      |             | EnergySaver Ductile™       | 2000           | 04, 09, 48, 60, B1, B5     | 49CD80JR##17YY                        | 50CD80JR##17YY |               |
| Forged Steel         | 2000        | 04, 09, 63, B5, B1         | 49FS80JS##17YY | 50FS80JS##17YY             | S=Flat Tread                          |                |               |
|                      |             |                            | 49FS80JX4P17YY | 50FS80JX4P17YY             | X=Crown Tread                         |                |               |
| Ironman™             | 2000        |                            | 49NX60J+4P17YY | 50NX60J+4P17YY             | B,I                                   |                |               |
| Ironman™ V-Groove    | 2000        |                            | 49NV80JT4P17YY | 50NV80JT4P17YY             |                                       |                |               |
| Iron V-groove        | 1200        | 04, 09, 48, 60, 57, 12     | 49VG80JT##17YY | 50VG80JT##17YY             |                                       |                |               |



# 4L Heavy Duty Modular Stem Series - 1500LB

Modular design offers flexibility in design with a variety of mounting stem options

- ASTM1045 forged integral structure of hardened raceway
- 3/4" hexagon mounting holes to secure the modular stem
- Large selections of Wheels, Bearings, & Brake options
- Grease fitting in the raceway and axle for maintenance
- Majority of this series and wheel types are NSF Listed
- Bright Zinc as standard



| Fastening Options                |                    |   |                |
|----------------------------------|--------------------|---|----------------|
| Stem Code                        | Size               | Stem Type   | Modular Part # |
| ZZ                               |                    | 3/4" Hexagon hole   |                |
| C2                               | 5/8" - 11 x 4"     | Threaded  | 4LSTC2         |
| T3                               | 3/4" - 10 x 1-3/4" | Threaded  | 4LSTT3         |
| T1                               | 3/4" - 10 x 2-1/4" | Threaded  | 4LSTT1         |
| D7                               | 3/4" - 10 x 4"     | Threaded  | 4LSTTD7        |
| S7                               | 3/4" - 10 x 4-1/4" | Threaded  | 4LSTS7         |
| F8                               | 3/4" - 10 X 8"     | Threaded  | 4LSTF8         |
| T2                               | 1" - 8 x 2-1/4"    | Threaded  | 4LSTT2         |
| C7                               | 1" - 8 x 4"        | Threaded  | 4LSTC7         |
| T18                              | 1" - 8 x 8"        | Threaded  | 4LSTT18        |
| D5                               | 1" dia x 2-1/2"    | 3/8" CRX DRL  | 4LSTD5         |
| L2                               | 3/4" dia x 4       | Plain   | 4LSTL2         |
| L3                               | 7/8" dia x 4       | Plain   | 4LSTL3         |
| L4                               | 1" dia x 4         | Plain   | 4LSTL4         |
| L5                               | 1-3/8" dia x 4     | Plain   | 4LSTL5         |
| 19                               | 4-1/2" x 6-1/4"    | Plate, w/ bolt hole spacing 2-7/16" x 4-15/16" to 3-3/8" x 5-1/4", mounting bolt 1/2" | 4LTP19         |
| 20                               | 5" x 5-1/2"        | Plate, w/ bolt hole spacing 4-1/8" x 4-1/2" mounting bolt 3/8"                        | 4LTP20         |
| P3                               | 140mm x 110mm      | Plate, w/ bolt hole spacing 105mm x 75mm to 80mm, mount bolt 7/16"                    | 4LTPMP3        |
| Overall Height and Swivel Radius |                    |   |                |
| Wheel Diameter                   | Overall Height     | Denotation Code   | Swivel Radius  |
| 4"                               | 5-7/16"            | 40  | 3-3/16"        |
| 5"                               | 6-5/16"            | 50  | 3-7/8"         |
| 6"                               | 7-5/16"            | 60  | 4-9/16"        |
| 8"                               | 9-5/16"            | 80  | 5-15/16"       |

\* Add 1/4" to Overall Height when the modular is plate.



| Wheel Diameter        | Tread Width | Wheel Type              | Load Cap.      | Available Bearing Options | Replace + with desired wheel color    | +Color    |
|-----------------------|-------------|-------------------------|----------------|---------------------------|---------------------------------------|-----------|
|                       |             |                         |                |                           | Replace ## with desired wheel bearing |           |
| 4"                    | 2"          | Yoke Only               |                |                           | 4LZZ40JZ83**YY                        |           |
|                       |             | Neo-Energizer™          | 500            | 04,09,60,48,57,12         | 4LEN40JB##**YY                        |           |
|                       |             | Nomadic™                | 400            | 04,09,60,48,57,12         | 4LNM40J+##**YY                        | A,I       |
|                       |             | Rubber on Nylon         | 400            | 04,09,60,48,57,12         | 4LNR40JB##**YY                        |           |
|                       |             | Rubber on Aluminum      | 400            | 04,09,60,48,57,12         | 4LRA40JB##**YY                        |           |
|                       |             | Low Profile Rubber      | 300            | 04,09,60,48,57,12         | 4LLP40JB##**YY                        |           |
|                       |             | Mold-On Rubber          | 400            | 04,09,60,48,57,12         | 4LRS40JB##**YY                        |           |
|                       |             | Blue Ergo™              | 400            | 4R,63,72                  | 4LBL40JL63**YY                        |           |
|                       |             | Thermo-Pro™             | 300            | 04,09,60,63,48,57,12      | 4LTP40J+##**YY                        | A,I,T,Y   |
|                       |             | Xtreme Wheel            | 200            | 02                        | 4LSL40JA62**YY                        |           |
|                       |             | Polyolefin              | 500            | 04,09,60,63,48,57,12      | 4LPO40J+##**YY                        | B,E       |
|                       |             | Nylon                   | 810            | 04,09,60,48,57,12         | 4LNY40JE##**YY                        |           |
|                       |             | Ironman™                | 1500           | 04,09,60,48,65,73,12      | 4LNX40JB##**YY                        |           |
|                       |             | RokHard™                | 800            | 04,09,62,57,12            | 4LHI40JB##**YY                        |           |
|                       |             | BrimStone™              | 800            | 04,09,90                  | 4LGN40J+##**YY                        | B,Q       |
|                       |             | Epoxy                   | 800            | 04,09,90                  | 4LOV40JQ##**YY                        |           |
|                       |             | MaxRok™                 | 800            | 04,09,49,57,12            | 4LMA40JB##**YY                        |           |
|                       |             | Phenolic                | 800            | 04,09,60,48,57,12         | 4LPH40JB##**YY                        |           |
|                       |             | Phenolic Straight Sided | 1000           | 04,09,60,57,12            | 4LPH40TB##**YY                        |           |
|                       |             | High-Temp Phenolic      | 600            | 04,09,90                  | 4LHT40JQ##**YY                        |           |
|                       |             | Polygon MaxRok™         | 700            | 04,09,60,48,57,12         | 4LMU40J+##**YY                        | G,K       |
|                       |             | Polygon AL™             | 800            | 04,09,60,48,57,12         | 4LPA40J+##**YY                        | N,R       |
|                       |             | DW-Black                | 470            |                           | 4LDW40JLT3**YY                        |           |
|                       |             | DW-Red                  | 540            |                           | 4LDW40JRT3**YY                        |           |
|                       |             | DW-Blue                 | 960            |                           | 4LDW40JBT3**YY                        |           |
|                       |             | DW-Gray                 | 1000           |                           | 4LDW40JGT3**YY                        |           |
|                       |             | Crown DW-Red            | 540            |                           | 4LDW40XRT3**YY                        |           |
|                       |             | Crown DW-Blue           | 960            |                           | 4LDW40XBT3**YY                        |           |
|                       |             | Poly-Pro™               | 500            | 04,09,60,62,48,57,12      | 4LPP40J+##**YY                        | D,K,M,U,W |
|                       |             |                         | 600            |                           | 4LPP40JP49**YY                        |           |
|                       |             | Polymadic™              | 600            | 04,09,60,49,48,57,12      | 4LPM40J+##**YY                        | I,M       |
|                       |             | Polyon™                 | 800            |                           | 4LPU40JV63**YY                        |           |
|                       |             |                         | 800            | 04,09,60,48,57,12         | 4LPU40J+##**YY                        | G,V       |
|                       |             | EnergySaver Polyon™     | 800            | 04,09,60,48,57,12         | 4LSW40JU##**YY                        |           |
|                       |             | PolyFlexon™ Cast        | 700            | 04,09,60,48,57,12         | 4LRP40JK##**YY                        |           |
|                       |             | PolyFlexon™             | 900            |                           | 4LUA40JO64**YY                        |           |
|                       |             | Ultraflex™              | 900            |                           | 4LUX40J+63**YY                        | M,O       |
|                       |             | DuraLastomer™           | 750            | 09,60,48,57,12            | 4LSU40JL##**YY                        |           |
|                       |             | Super Elastomer         | 1200           |                           | 4LSX40JI64**YY                        |           |
|                       |             | ErgoLastomer™           | 1000           | 04,09,64,57,12            | 4LHU40JI##**YY                        |           |
|                       |             | Semi-Steel              | 700            | 04,09,60,48,57,12         | 4LSS40JS##**YY                        |           |
|                       |             | Heavy Duty Iron         | 900            | 04,09,60,48,57,12         | 4LHS40JS##**YY                        |           |
|                       |             | Ductile                 | 1500           | 04,09,60,63,57,12         | 4LDS40JR##**YY                        |           |
|                       |             | Solid Steel             | 1500           | 09,63, B1,B5              | 4LMS40JS##**YY                        |           |
|                       |             | EnergySaver Ductile™    | 1250           | 04,60,48,09,B1,B5         | 4LCD40JR##**YY                        |           |
| Ironman™ V-Groove     | 1000        |                         | 4LNV40JT4P**YY |                           |                                       |           |
| MaxRok™ V-Groove      | 800         | 04,09,60,48,57,12       | 4LMV40JT##**YY |                           |                                       |           |
| Iron V-Groove         | 600         | 04,09,60,48,57,12       | 4LVG40JT##**YY |                           |                                       |           |
| Ductile V-Groove      | 1500        | 04,09,60,48,57, B1, B5  | 4LDV40JT##**YY |                           |                                       |           |
| Conductive Ultraflex™ | 500         |                         | 4LCX40JL63**YY |                           |                                       |           |
| 4"                    | 1-13/16"    | Solid Steel V-Groove    | 1500           |                           | 4LSV40IT14**YY                        |           |



| Wheel Diameter        | Tread Width | Wheel Type          | Load Cap.      | Available Bearing Options | Replace + with desired wheel color    | +Color        |
|-----------------------|-------------|---------------------|----------------|---------------------------|---------------------------------------|---------------|
|                       |             |                     |                |                           | Replace ## with desired wheel bearing |               |
| 5"                    | 2"          | Yoke Only           |                |                           | 4LZZ50JZ83**YY                        |               |
|                       |             | Neo-Energizer™      | 550            | 04,09,60,48,57,12         | 4LEN50JB##**YY                        |               |
|                       |             | Nomadic™            | 500            | 04,09,60,48,57,12         | 4LNM50J+##**YY                        | A,I           |
|                       |             | Rubber on Nylon     | 450            | 04,09,60,48,57,12         | 4LNR50JB##**YY                        |               |
|                       |             | Rubber on Aluminum  | 500            | 04,09,60,48,57,12         | 4LRA50JB##**YY                        |               |
|                       |             | Mold-On Rubber      | 400            | 04,09,60,48,57,12         | 4LRS50JB##**YY                        |               |
|                       |             | Blue Ergo™          | 400            |                           | 4LBL50JL63**YY                        |               |
|                       |             | CushEndure™         | 400            |                           | 4LGR50JB19**YY                        |               |
|                       |             | Thermo-Pro™         | 350            | 04,09,60,48,57,12         | 4LTP50J+##**YY                        | A,I,T,X,Y,Z   |
|                       |             | Xtreme Wheel        | 250            | 03                        | 4LSL50JA62**YY                        |               |
|                       |             | Polyolefin          | 650            | 04,09,60,48,57,12         | 4LPO50J+##**YY                        | B,E           |
|                       |             | Nylon               | 900            | 04,09,60,48,57,12         | 4LNY50JE##**YY                        |               |
|                       |             | Ironman             | 1500           | 65,73                     | 4LNX50J+##**YY                        | B,I           |
|                       |             | RokHard™            | 900            | 04,09,60,57,12            | 4LHI50JB##**YY                        |               |
|                       |             | BrimStone™          | 1000           | 04,09,90                  | 4LGN50J+##**YY                        | B,Q           |
|                       |             | Epoxy               | 1000           | 04,09,90                  | 4LOV50JQ##**YY                        |               |
|                       |             | MaxRok™             | 1000           | 04,09,63,49,57,12         | 4LMA50JB##**YY                        |               |
|                       |             | Phenolic            | 1000           | 04,09,60,48,57,12         | 4LPH50JB##**YY                        |               |
|                       |             | High-Temp Phenolic  | 750            | 04,09,90                  | 4LHT50JQ##**YY                        |               |
|                       |             | Sterollizer™        | 450            |                           | 4LSL50JCB8**YY                        |               |
|                       |             | Polyon MaxRok™      | 1000           | 04,09,60,63,48,57,12      | 4LMU50J+##**YY                        | G,K           |
|                       |             | Polyon AL™          | 900            | 04,09,60,48,57,12         | 4LPA50J+##**YY                        | N,R           |
|                       |             | Polyon-C            | 900            | 04,09,60,48,57,12         | 4LPR50JL##**YY                        |               |
|                       |             | DW-Black            | 550            |                           | 4LDW50JLT3**YY                        |               |
|                       |             | DW-Red              | 750            |                           | 4LDW50JRT3**YY                        |               |
|                       |             | DW-Blue             | 1160           |                           | 4LDW50JBT3**YY                        |               |
|                       |             | DW-Gray             | 1200           |                           | 4LDW50JGT3**YY                        |               |
|                       |             | Crown DW-Red        | 750            |                           | 4LDW50XRT3**YY                        |               |
|                       |             | Crown DW-Blue       | 1160           |                           | 4LDW50XBT3**YY                        |               |
|                       |             | Poly-Pro™           | 600            | 04,09,48,60,63,57,12      | 4LPP50J+##**YY                        | B,C,D,K,M,U,W |
|                       |             |                     | 700            |                           | 4LPP50JP49**YY                        |               |
|                       |             |                     |                |                           | 4LPP50JH63**YY                        |               |
|                       |             | Polymadic™          | 750            | 04,09,48,60,63,57,12      | 4LPM50J+##**YY                        | I,M           |
|                       |             | Polyon™             | 1100           |                           | 4LPU50JV63**YY                        |               |
|                       |             |                     | 1100           | 04,09,60,48,57,12         | 4LPU50J+##**YY                        | G,V           |
|                       |             | EnergySaver Polyon™ | 1300           | 04,09,60,48,57,12         | 4LSW50JU##**YY                        |               |
|                       |             | PolyFlexon™ Cast    | 800            | 04,09,60,48,57,12         | 4LRP50JK##**YY                        |               |
|                       |             | PolyFlexon™         | 900            |                           | 4LUA50JO64**YY                        |               |
|                       |             | Ultraflex™          | 900            |                           | 4LUX50JO64**YY                        | M,O           |
|                       |             | D-Polyon            | 900            |                           | 4LUD50JL64**YY                        |               |
|                       |             | DuraLastomer™       | 900            | 09,60,48,57,12            | 4LSU50JL##**YY                        |               |
|                       |             | Super Elastomer     | 1200           | 04,09,64,57,12            | 4LSX50JI##**YY                        |               |
|                       |             | ErgoLastomer™       | 1400           | 04,09,64,57,12            | 4LHU50JI##**YY                        |               |
|                       |             | Semi-Steel          | 1000           | 04,09,60,48,57,12         | 4LSS50JS##**YY                        |               |
|                       |             | Heavy Duty Iron     | 1200           | 04,09,60,63,57,12         | 4LHS50JS##**YY                        |               |
| Ductile               | 1250        | 04,09,60,63,B1,B5   | 4LDS50JR##**YY |                           |                                       |               |
| Forged Steel          | 1500        | 02,09,60,B1,B5      | 4LFS50JS##**YY |                           |                                       |               |
| EnergySaver Ductile™  | 1500        | 04,09,60,48,B1,B5   | 4LCD50JR##**YY |                           |                                       |               |
| Iron V-Groove         | 900         | 04,09,60,48,57,12   | 4LVG50JT##**YY |                           |                                       |               |
| Conductive Nylon      | 630         | 04,09,60,48,57,12   | 4LCY50JH##**YY |                           |                                       |               |
| Conductive Ultraflex™ | 540         |                     | 4LCX50JL64**YY |                           |                                       |               |



| Wheel Diameter        | Tread Width | Wheel Type              | Load Cap.      | Available Bearing Options | Replace + with desired wheel color |                            | +Color      |
|-----------------------|-------------|-------------------------|----------------|---------------------------|------------------------------------|----------------------------|-------------|
|                       |             |                         |                |                           | Replace #                          | with desired wheel bearing |             |
| 6"                    | 2"          | Yoke Only               |                |                           | 4LZZ60JZ83**YY                     |                            |             |
|                       |             | Neo-Energizer™          | 600            | 04, 09,64, 57, 12         | 4LEN60JB##**YY                     |                            |             |
|                       |             | Pneumatic               | 200            |                           | 4LFP60JB60**YY                     |                            |             |
|                       |             | Foam Filled             | 200            |                           | 4LFF60JB60**YY                     |                            |             |
|                       |             | Ever-Roll™              | 200            |                           | 4LER60J+60**YY                     |                            | B,I         |
|                       |             | Nomadic™                | 600            | 04,09,48,60,57,12         | 4LNM60J+##**YY                     |                            | A,I         |
|                       |             | Rubber on Nylon         | 550            | 04,09,48,60,57,12         | 4LNR60JB##**YY                     |                            |             |
|                       |             | Dura Cushion™           | 350            | 04,09,63,57,12            | 4LBC60J+##**YY                     |                            | X,Z         |
|                       |             | Eco-Rubber              | 350            |                           | 4LSN60JB53**YY                     |                            |             |
|                       |             | Rubber on Aluminum      | 550            | 04,09,48,60,57,12         | 4LRA60JB##**YY                     |                            |             |
|                       |             | Mold-On Rubber          | 550            | 04,09,48,60,57,12         | 4LRS60JB##**YY                     |                            |             |
|                       |             | Supreme Rubber          | 700            | 04,09,48,60,57,12         | 4LRH60JS##**YY                     |                            |             |
|                       |             | Blue Ergo™              | 550            |                           | 4LBL60JL63**YY                     |                            |             |
|                       |             | Thermo-Pro™             | 500            | 04,09,60,63,48,57,12      | 4LTP60J+##**YY                     |                            | A,I,T,X,Y,Z |
|                       |             | Xtreme Wheel            | 350            | 04                        | 4LSL60JA62**YY                     |                            |             |
|                       |             | Polyolefin              | 700            | 04,09,60,53,P3,48,57,12   | 4LPO60J+##**YY                     |                            | B,E         |
|                       |             | Nylon                   | 1000           | 04,09,63,57,12            | 4LNY60JE##**YY                     |                            |             |
|                       |             | Ironman                 | 1500           | 65, 73                    | 4LNX60JB##**YY                     |                            |             |
|                       |             | RokHard™                | 1000           | 04,09,48,60,57,12         | 4LHI60JB##**YY                     |                            |             |
|                       |             | BrimStone™              | 1100           | 04,09,60,90               | 4LGN60J+##**YY                     |                            | B,Q         |
|                       |             | Epoxy                   | 1100           | 04,09,90                  | 4LOV60JQ##**YY                     |                            |             |
|                       |             | MaxRok™                 | 1200           | 04,09,63,57,12            | 4LMA60JB##**YY                     |                            |             |
|                       |             | Phenolic                | 1200           | 04,09,48,60,57,12         | 4LPH60JB##**YY                     |                            |             |
|                       |             | Straight-Sided Phenolic | 1500           |                           | 4LPH60TB##**YY                     |                            |             |
|                       |             | High-Temp Phenolic      | 900            | 04,09,90                  | 4LHT60JQ##**YY                     |                            |             |
|                       |             | Poly MaxRok™            | 1200           | 04,09,48,60,57,12         | 4LMU60J+##**YY                     |                            | G,K         |
|                       |             | Polygon AL™             | 1200           | 04,09,48,60,57,12         | 4LPA60J+##**YY                     |                            | N,R         |
|                       |             | Polygon-C               | 1200           | 04,09,48,60,57,12         | 4LPR60JL##**YY                     |                            |             |
|                       |             | DW-Black                | 700            |                           | 4LDW60JLT3**YY                     |                            |             |
|                       |             | DW-Red                  | 960            |                           | 4LDW60JRT3**YY                     |                            |             |
|                       |             | DW-Blue                 | 1400           |                           | 4LDW60JBT3**YY                     |                            |             |
|                       |             | DW-Gray                 | 1440           |                           | 4LDW60JGT3**YY                     |                            |             |
|                       |             | Crown DW-Red            | 960            |                           | 4LDW60XRT3**YY                     |                            |             |
|                       |             | Crown DW-Blue           | 1400           |                           | 4LDW60XBT3**YY                     |                            |             |
|                       |             | Poly-Pro™               | 720            | 04,09,48,60,63,57,12      | 4LPP60J+##**YY                     |                            | D,I,K,M,U,W |
|                       |             |                         | 900            |                           | 4LPP60JP49**YY                     |                            |             |
|                       |             | Polymadic™              | 900            | 04,09,48,60,63,57,12      | 4LPP60JH63**YY                     |                            |             |
|                       |             |                         |                |                           | 4LPM60J+##**YY                     |                            | I,M         |
|                       |             | Polyon™                 | 1200           | 04,09,48,60,57,12         | 4LPU60JV63**YY                     |                            |             |
|                       |             |                         |                |                           | 4LPU60J+##**YY                     |                            | G,V         |
|                       |             | EnergySaver Polyon™     | 1250           | 04,09,63,57,12            | 4LSW60JU##**YY                     |                            |             |
|                       |             | PolyFlexon™ Cast        | 900            | 04,09,63,57,12            | 4LRP60JK##**YY                     |                            |             |
|                       |             | PolyFlexon™             | 900            |                           | 4LUA60J+64**YY                     |                            | N,O         |
|                       |             | D-Polygon               | 1000           |                           | 4LUD60JL64**YY                     |                            |             |
|                       |             | Ultraflex™              | 1000           |                           | 4LUX60JO64**YY                     |                            |             |
|                       |             | Champion                | 1200           |                           | 4LCP60JN64**YY                     |                            |             |
|                       |             | DuraLastomer™           | 1000           | 09,48,60,57,12            | 4LSU60JL##**YY                     |                            |             |
|                       |             | Super Elastomer         | 1400           |                           | 4LSX60JI64**YY                     |                            |             |
|                       |             | ErgoLastomer™           | 1500           | 04,09,48,60,64,57,12      | 4LHU60JI##**YY                     |                            |             |
|                       |             | Titan™ Polymer          | 1500           |                           | 4LPX60JO63**YY                     |                            |             |
| Conquer™              | 1200        |                         | 4LCQ60JM64**YY |                           |                                    |                            |             |
|                       | 1200        |                         | 4LCQ60JL64**YY |                           |                                    |                            |             |
| Semi-Steel            | 1200        | 04,09,48,60,57,12       | 4LSS60JS##**YY |                           |                                    |                            |             |
| Heavy Duty Iron       | 1400        | 04,09,60,48,57,12       | 4LHS60JS##**YY |                           | S=Flat Tread                       |                            |             |
|                       |             |                         | 4LHS60JX##**YY |                           | X=Crown Tread                      |                            |             |
| Ductile               | 1500        | 04,09,60,73,63,B1,B5    | 4LDS60JR##**YY |                           |                                    |                            |             |
| EnergySaver Ductile™  | 1500        | 04,09,48, 60,73,B1,B5   | 4LCD60JR##**YY |                           |                                    |                            |             |
| Forged Steel          | 1500        | 04,09,73,63,B1,B5       | 4LFS60JS##**YY |                           | S=Flat Tread                       |                            |             |
|                       |             |                         | 4LFS60JX4P**YY |                           | X=Crown Tread                      |                            |             |
| Ironman™ V-Groove     | 1000        |                         | 4LNV60JT4P**YY |                           |                                    |                            |             |
| Iron V-Groove         | 1000        | 04,09,48,60,57,12       | 4LVG60JT##**YY |                           |                                    |                            |             |
| Ductile V-Groove      | 1500        | 04,09,57,12,63,B1,B5    | 4LDV60JT##**YY |                           |                                    |                            |             |
| Conductive Nylon      | 700         |                         | 4LCY60JI62**YY |                           |                                    |                            |             |
| Conductive Ultraflex™ | 600         |                         | 4LCX60JL64**YY |                           |                                    |                            |             |

The Ever-Roll is not designed to sit.



| Wheel Diameter        | Tread Width | Wheel Type          | Load Cap. | Available Bearing Options  | Replace + with desired wheel color    |                | +Color        |  |
|-----------------------|-------------|---------------------|-----------|----------------------------|---------------------------------------|----------------|---------------|--|
|                       |             |                     |           |                            | Replace ## with desired wheel bearing |                |               |  |
| 8"                    | 2"          | Yoke Only           |           |                            |                                       | 4LZZ80JZ83**YY |               |  |
|                       |             | Neo-Energizer™      | 600       | 04,09,64,57,12             |                                       | 4LEN80JB##**YY |               |  |
|                       |             | Nomadic™            | 700       | 04,09,48,60,57,12          |                                       | 4LNM80J+##**YY | A,I           |  |
|                       |             | Rubber on Nylon     | 600       | 04,09,48,60,57,12          |                                       | 4LNR80JB##**YY |               |  |
|                       |             | Dura Cushion™       | 450       | 04,09,63,57,12             |                                       | 4LBC80J+##**YY | X,Z           |  |
|                       |             | Eco-Rubber          | 450       | 53,P3                      |                                       | 4LSN80UC##**YY |               |  |
|                       |             | Rubber on Aluminum  | 600       | 04,09,48,60,57,12          |                                       | 4LRA80JB##**YY |               |  |
|                       |             | Mold-On Rubber      | 600       | 04,09,48,60,57,12          |                                       | 4LRS80JB##**YY |               |  |
|                       |             | Supreme Rubber      | 810       | 04,09,63,57,12             |                                       | 4LRH80JS##**YY |               |  |
|                       |             | Blue Ergo™          | 600       |                            |                                       | 4LBL80JL63**YY |               |  |
|                       |             | Thermo-Pro™         | 600       | 04,09,60,63,48,57,12       |                                       | 4LTP80J+##**YY | A,I,T,X,Y,Z   |  |
|                       |             | Xtreme Wheel        | 400       | 05                         |                                       | 4LSL80JA62**YY |               |  |
|                       |             | Polyolefin          | 900       | 04,09,60,53,P3,48,57,90,12 |                                       | 4LPO80J+##**YY | B,E           |  |
|                       |             | Nylon               | 1100      | 04,09,63,57,12             |                                       | 4LNY80JE##**YY |               |  |
|                       |             | Ironman             | 1500      | 65,73                      |                                       | 4LNX80JB##**YY |               |  |
|                       |             | RokHard™            | 1100      | 04,09,48,60,57,12          |                                       | 4LHI80JB##**YY |               |  |
|                       |             | BrimStone™          | 1200      | 04,09,60,90                |                                       | 4LGN80J+##**YY | B,Q           |  |
|                       |             | Epoxy               | 1200      | 04,09                      |                                       | 4LOV80JQ##**YY |               |  |
|                       |             | MaxRok™             | 1400      | 04,09,49,57,12             |                                       | 4LMA80JB##**YY |               |  |
|                       |             | Phenolic            | 1400      | 04,09,48,60,57,12          |                                       | 4LPH80JB##**YY |               |  |
|                       |             | High-Temp Phenolic  | 1100      | 04,09,90                   |                                       | 4LHT80JQ##**YY |               |  |
|                       |             | Poly MaxRok™        | 1400      | 04,09,48,60,57,12          |                                       | 4LMU80J+##**YY | G,K           |  |
|                       |             | Polyon AL™          | 1500      | 04,09,48,60,57,12          |                                       | 4LPA80J+##**YY | N,R           |  |
|                       |             | DW-Black            | 750       |                            |                                       | 4LDW80JLT3**YY |               |  |
|                       |             | DW-Red              | 1100      |                            |                                       | 4LDW80JRT3**YY |               |  |
|                       |             | DW-Blue             | 1500      |                            |                                       | 4LDW80JBT3**YY |               |  |
|                       |             | DW-Gray             | 1500      |                            |                                       | 4LDW80JGT3**YY |               |  |
|                       |             | Crown DW-Red        | 1100      |                            |                                       | 4LDW80XRT3**YY |               |  |
|                       |             | Crown DW-Blue       | 1500      |                            |                                       | 4LDW80XBT3**YY |               |  |
|                       |             | Poly-Pro™           | 810       | 04,09,48,60,63,57,12       |                                       | 4LPP80J+##**YY | C,D,I,K,M,U,W |  |
|                       |             |                     | 1000      |                            |                                       | 4LPP80JP49**YY |               |  |
|                       |             |                     | 1000      |                            |                                       | 4LPP80JH63**YY |               |  |
|                       |             | Polymadic™          | 1000      | 04,09,48,60,63,57,12       |                                       | 4LPM80J+##**YY | I,M           |  |
|                       |             | Polyon™             | 1500      |                            |                                       | 4LPU80JV63**YY |               |  |
|                       |             |                     |           | 04,09,48,60,57,12          |                                       | 4LPU80J+##**YY | G,V           |  |
|                       |             | EnergySaver Polyon™ | 1500      | 04,09,48,60,57,12          |                                       | 4LSW80JU##**YY |               |  |
|                       |             | PolyFlexon™ Cast    | 1000      |                            |                                       | 4LRP80JK63**YY |               |  |
|                       |             | PolyFlexon™         | 1200      |                            |                                       | 4LUA80J+64**YY | N,O           |  |
|                       |             | D-Polyon            | 1200      |                            |                                       | 4LUD80JL64**YY |               |  |
|                       |             | Ultraflex™          | 1200      |                            |                                       | 4LUX80JO64**YY |               |  |
|                       |             | Champion            | 1500      |                            |                                       | 4LCP80JN64**YY |               |  |
|                       |             | DuraLastomer™       | 1000      | 09,48,60,57,12             |                                       | 4LSU80JL##**YY |               |  |
|                       |             | Super Elastomer     | 1500      |                            |                                       | 4LSX80JI64**YY |               |  |
|                       |             | ErgoLastomer™       | 1500      | 04,09,64,57,12             |                                       | 4LHU80JI##**YY |               |  |
|                       |             | Titan™ Polymer      | 1500      |                            |                                       | 4LPX80JO63**YY |               |  |
| 1500                  |             |                     |           | 4LCQ80JM64**YY             |                                       |                |               |  |
| Conquer™              | 1500        |                     |           | 4LCQ80JL64**YY             |                                       |                |               |  |
|                       | 1500        |                     |           |                            |                                       |                |               |  |
| Semi-Steel            | 1400        | 04,09,48,60,57,12   |           | 4LSS80JS##**YY             |                                       |                |               |  |
| Heavy Duty Iron       | 1400        | 04,09,48,60,57,12   |           | 4LHS80JS##**YY             | S=Flat Tread                          |                |               |  |
|                       |             |                     |           | 4LHS80JX##**YY             | X=Crown Tread                         |                |               |  |
| Ductile               | 1500        | 04,09,48,60,B1,B5   |           | 4LDS80JR##**YY             |                                       |                |               |  |
| EnergySaver Ductile™  | 1500        | 04,09,48,60,B1,B5   |           | 4LCD80JR##**YY             |                                       |                |               |  |
| Forged Steel          | 1500        | 04,09,63,B1,B5      |           | 4LFS80JS##**YY             | S=Flat Tread                          |                |               |  |
|                       |             |                     |           | 4LFS80JX4P**YY             | X=Crown Tread                         |                |               |  |
| Ironman™ V-Groove     | 1200        |                     |           | 4LNV80JT4P**YY             |                                       |                |               |  |
| Iron V-Groove         | 1200        | 04,09,48,60,57,12   |           | 4LVG80JT##**YY             |                                       |                |               |  |
| Conductive Nylon      | 770         |                     |           | 4LCY80JI62**YY             |                                       |                |               |  |
| Conductive Ultraflex™ | 700         |                     |           | 4LCX80JL64**YY             |                                       |                |               |  |

\*The Ever-Roll is not designed to sit.

# 47 Kingpinless Caster - 2500lb

- Hot forged ASTM1045 for the highest density and hardened for durability
- The inner raceway is forged integrally with the top plate
- Majority of this series and wheel types are NSF Listed
- Large selections of wheels, bearings & brake options
- Grease fitting in raceway and axle for maintenance
- Bright Zinc finish as standard



47DW60JRT319-0U0000

47HU60JI6419-000004



4L SERIES • CAPACITY 1500

|                                     |                                |                             |                            |
|-------------------------------------|--------------------------------|-----------------------------|----------------------------|
| <b>A-Cam Brake (AY)</b>             | <b>Cam Brake (CY)</b>          | <b>4-Position Lock (PY)</b> | <b>Top Lock Brake (TY)</b> |
|                                     |                                |                             |                            |
| <b>Universal Contact Brake (UF)</b> | <b>Face Contact Brake (FY)</b> | <b>Toe Guard (4Y)</b>       |                            |
|                                     |                                |                             |                            |

**FASTENING PATTERNS**

| Plate Code | Overall Size    | Bolt Hole Pattern                             | Mounting Bolt Size |
|------------|-----------------|---|--------------------|
| 19         | 4-1/2" x 6-1/4" | 2-7/16" x 4-15/16" slotted to 3-3/8" x 5-1/4" | 1/2                |

**Overall Height and Swivel Radius**

| Wheel Diameter | Overall Height | Denotation Code | Swivel Radius |
|----------------|----------------|-----------------|---------------|
| 4"             | 5-5/8"         | 40              | 3-1/8"        |
| 5"             | 6-1/2"         | 50              | 4"            |
| 6"             | 7-1/2"         | 60              | 4-9/16"       |
| 8"             | 10-1/8"        | 80              | 6-3/4"        |
|                | 9-1/2"         | 81              | 6-1/4"        |





47 SERIES • CAPACITY 2500

| Wheel Diameter        | Tread Width | Wheel Type               | Load Cap.      | Available Bearing Options | Replace + with a desired wheel color  |                | +Color    |
|-----------------------|-------------|--------------------------|----------------|---------------------------|---------------------------------------|----------------|-----------|
|                       |             |                          |                |                           | Replace ## with desired wheel bearing |                |           |
|                       |             |                          |                |                           | Swivel                                | Rigid          |           |
| 4"                    | 2"          | Yoke Only                |                |                           | 47ZZ40JZ8319YY                        | 48ZZ40JZ8319YY |           |
| 4"                    | 1-13/16"    | Solid Steel V-Groove     | 2500           |                           | 47SV40IT1419YY                        | 48SV40IT1419YY |           |
| 4"                    | 2"          | Neo-Energizer™           | 500            | 04,09,60,48,57,12         | 47EN40JB##19YY                        | 48EN40JB##19YY |           |
|                       |             | Nomadic™                 | 400            | 04,09,60,48,57,12         | 47NM40J+##19YY                        | 48NM40J+##19YY | A,I       |
|                       |             | Rubber on Nylon          | 400            | 04,09,60,48,57,12         | 47NR40JB##19YY                        | 48NR40JB##19YY |           |
|                       |             | Rubber on Aluminum       | 400            | 04,09,60,48,57,12         | 47RA40JB##19YY                        | 48RA40JB##19YY |           |
|                       |             | Low Profile Rubber       | 300            | 04,09,60,48,57,12         | 47LP40JB##19YY                        | 48LP40JB##19YY |           |
|                       |             | Mold-On Rubber           | 400            | 04,09,60,48,57,12         | 47RS40JB##19YY                        | 48RS40JB##19YY |           |
|                       |             | Blue Ergo™               | 400            |                           | 47BL40JL6319YY                        | 48BL40JL6319YY |           |
|                       |             | Thermo-Pro™              | 300            | 04,09,60,63,48,57,12      | 47TP40J+##19YY                        | 48TP40J+##19YY | A,I,T,Y   |
|                       |             | Xtreme Wheel             | 200            | 02                        | 47SL40JA6219YY                        | 48SL40JA6219YY |           |
|                       |             | Polyolefin               | 500            | 04,09,60,63,48,57,12      | 47PO40J+##19YY                        | 48PO40J+##19YY | B,E       |
|                       |             | Nylon                    | 810            | 04,09,60,48,57,12         | 47NY40JE##19YY                        | 48NY40JE##19YY |           |
|                       |             | Ironman™                 | 2200           | 04,09,60, 48,65,73,12     | 47NX40JB##19YY                        | 48NX40JB##19YY |           |
|                       |             | RokHard™                 | 800            | 04,09,62,57,12            | 47HI40JB##19YY                        | 48HI40JB##19YY |           |
|                       |             | BrimStone™               | 800            | 04,09,90                  | 47GN40J+##19YY                        | 48GN40J+##19YY | B,Q       |
|                       |             | Epoxy                    | 800            | 04,09,90                  | 47OV40JQ##19YY                        | 48OV40JQ##19YY |           |
|                       |             | MaxRok™                  | 800            | 04,09,49,57,12            | 47MA40JB##19YY                        | 48MA40JB##19YY |           |
|                       |             | Phenolic                 | 800            | 04,09,60,48,57,12         | 47PH40JB##19YY                        | 48PH40JB##19YY |           |
|                       |             | Phenolic(Straight Sided) | 1000           | 04,09,60,57,12            | 47PH40TB##19YY                        | 48PH40TB##19YY |           |
|                       |             | High-Temp Phenolic       | 600            | 04,09,90                  | 47HT40JQ##19YY                        | 48HT40JQ##19YY |           |
|                       |             | Polygon MaxRok™          | 700            | 04,09,60,48,57,12         | 47MU40J+##19YY                        | 48MU40J+##19YY | G,K       |
|                       |             | Polygon AL™              | 800            | 04,09,60,48,57,12         | 47PA40J+##19YY                        | 48PA40J+##19YY | N,R       |
|                       |             | DW-Black                 | 470            |                           | 47DW40JLT319YY                        | 48DW40JLT319YY |           |
|                       |             | DW-Red                   | 540            |                           | 47DW40JRT319YY                        | 48DW40JRT319YY |           |
|                       |             | DW-Blue                  | 960            |                           | 47DW40JBT319YY                        | 48DW40JBT319YY |           |
|                       |             | DW-Gray                  | 1000           |                           | 47DW40JGT319YY                        | 48DW40JGT319YY |           |
|                       |             | Crown DW-Red             | 540            |                           | 47DW40XRT319YY                        | 48DW40XRT319YY |           |
|                       |             | Crown DW-Blue            | 960            |                           | 47DW40XBT319YY                        | 48DW40XBT319YY |           |
|                       |             | Poly-Pro™                | 500            | 04,09,60,62,48,57,12      | 47PP40J+##19YY                        | 48PP40J+##19YY | D,K,M,U,W |
|                       |             |                          | 600            |                           | 47PP40JP4919YY                        | 48PP40JP4919YY |           |
|                       |             | Polymadic™               | 600            | 04,09,60,49,48,57,12      | 47PM40J+##19YY                        | 48PM40J+##19YY | I,M       |
|                       |             | Polygon™                 | 800            |                           | 47PU40JV6319YY                        | 48PU40JV6319YY |           |
|                       |             |                          | 800            | 04,09,60,48,57,12         | 47PU40J+##19YY                        | 48PU40J+##19YY | G,V       |
|                       |             | EnergySaver Polygon™     | 800            | 04,09,60,48,57,12         | 47SW40JU##19YY                        | 48SW40JU##19YY |           |
|                       |             | PolyFlexon™ Cast         | 700            | 04,09,60,48,57,12         | 47RP40JK##19YY                        | 48RP40JK##19YY |           |
|                       |             | PolyFlexon™              | 900            |                           | 47UA40JO6419YY                        | 48UA40JO6419YY |           |
|                       |             | Ultraflex™               | 900            |                           | 47UX40JO6319YY                        | 48UX40JO6319YY |           |
|                       |             | DuraLastomer™            | 750            | 09,60,48,57,12            | 47SU40JL##19YY                        | 48SU40JL##19YY |           |
|                       |             | Super Elastomer          | 1200           |                           | 47SX40JI6419YY                        | 48SX40JI6419YY |           |
|                       |             | ErgoLastomer™            | 1000           | 04,09,64,57,12            | 47HU40JI##19YY                        | 48HU40JI##19YY |           |
|                       |             | Semi-Steel               | 700            | 04,09,60,48,57,12         | 47SS40JS##19YY                        | 48SS40JS##19YY |           |
| Heavy Duty Iron       | 900         | 04,09,60,48,57,12        | 47HS40JS##19YY | 48HS40JS##19YY            |                                       |                |           |
| Ductile               | 1500        | 04,09,60,63,57,12        | 47DS40JR##19YY | 48DS40JR##19YY            |                                       |                |           |
| Solid Steel           | 2500        | 09,63, B1,B5             | 47MS40JS##19YY | 48MS40JS##19YY            |                                       |                |           |
| EnergySaver Ductile™  | 1500        | 04,60,48,09,B1,B5        | 47CD40JR##19YY | 48CD40JR##19YY            |                                       |                |           |
| Ironman™ V-Groove     | 2200        |                          | 47NV40JT4P19YY | 48NV40JT4P19YY            |                                       |                |           |
| MaxRok™ V-Groove      | 800         | 04,09,60,48,57,12        | 47MV40JT##19YY | 48MV40JT##19YY            |                                       |                |           |
| Iron V-Groove         | 600         | 04,09,60,48,57,12        | 47VG40JT##19YY | 48VG40JT##19YY            |                                       |                |           |
| Ductile V-Groove      | 1500        | 04,09,60,48,57, B1, B5   | 47DV40JT##19YY | 48DV40JT##19YY            |                                       |                |           |
| Conductive Ultraflex™ | 500         |                          | 47CX40JL6319YY | 48CX40JL6319YY            |                                       |                |           |



| Wheel Diameter        | Tread Width | Wheel Type           | Load Cap.      | Available Bearing Options | Replace + with a desired wheel color  |                | +Color        |
|-----------------------|-------------|----------------------|----------------|---------------------------|---------------------------------------|----------------|---------------|
|                       |             |                      |                |                           | Replace ## with desired wheel bearing |                |               |
|                       |             |                      |                |                           | Swivel                                | Rigid          |               |
| 5"                    | 2"          | Yoke Only            |                |                           | 47ZZ50JZ8319YY                        | 48ZZ50JZ8319YY |               |
|                       |             | Neo-Energizer™       | 550            | 04,09,60,48,57,12         | 47EN50JB##19YY                        | 48EN50JB##19YY |               |
|                       |             | Nomadic™             | 500            | 04,09,60,48,57,12         | 47NM50J+##19YY                        | 48NM50J+##19YY | A,I           |
|                       |             | Rubber on Nylon      | 450            | 04,09,60,48,57,12         | 47NR50JB##19YY                        | 48NR50JB##19YY |               |
|                       |             | Rubber on Aluminum   | 500            | 04,09,60,48,57,12         | 47RA50JB##19YY                        | 48RA50JB##19YY |               |
|                       |             | Mold-On Rubber       | 400            | 04,09,60,48,57,12         | 47RS50JB##19YY                        | 48RS50JB##19YY |               |
|                       |             | Blue Ergo™           | 400            |                           | 47BL50JL6319YY                        | 48BL50JL6319YY |               |
|                       |             | Thermo-Pro™          | 350            | 04,09,60,48,57,12         | 47TP50J+##19YY                        | 48TP50J+##19YY | A,I,T,X,Y,Z   |
|                       |             | Xtreme Wheel         | 250            | 03                        | 47SL50JA6219YY                        | 48SL50JA6219YY |               |
|                       |             | Polyolefin           | 650            | 04,09,60,48,57,12         | 47PO50J+##19YY                        | 48PO50J+##19YY | B,E           |
|                       |             | Nylon                | 900            | 04,09,60,48,57,12         | 47NY50JE##19YY                        | 48NY50JE##19YY |               |
|                       |             | Ironman              | 2200           | 65,73                     | 47NX50J+##19YY                        | 48NX50J+##19YY | B,I           |
|                       |             | RokHard™             | 900            | 04,09,62,57,12            | 47HI50JB##19YY                        | 48HI50JB##19YY |               |
|                       |             | BrimStone™           | 1000           | 04,09,90                  | 47GN50J+##19YY                        | 48GN50J+##19YY | B,Q           |
|                       |             | Epoxy                | 1000           | 04,09,90                  | 47OV50JQ##19YY                        | 48OV50JQ##19YY |               |
|                       |             | MaxRok™              | 1000           | 04,09,63,49,57,12         | 47MA50JB##19YY                        | 48MA50JB##19YY |               |
|                       |             | Phenolic             | 1000           | 04,09,60,48,57,12         | 47PH50JB##19YY                        | 48PH50JB##19YY |               |
|                       |             | Hi-Temp Phenolic     | 750            | 04,09,90                  | 47HT50JQ##19YY                        | 48HT50JQ##19YY |               |
|                       |             | Sterolizer™          | 450            |                           | 47SL50JCB819YY                        | 48SL50JCB819YY |               |
|                       |             | Polygon MaxRok™      | 1000           | 04,09,60,63,48,57,12      | 47MU50J+##19YY                        | 48MU50J+##19YY | G,K           |
|                       |             | Polygon AL™          | 900            | 04,09,60,48,57,12         | 47PA50J+##19YY                        | 48PA50J+##19YY | N,R           |
|                       |             | Polygon-C            | 900            | 04,09,60,48,57,12         | 47PR50JL##19YY                        | 48PR50JL##19YY |               |
|                       |             | DW-Black             | 550            |                           | 47DW50JLT319YY                        | 48DW50JLT319YY |               |
|                       |             | DW-Red               | 750            |                           | 47DW50JRT319YY                        | 48DW50JRT319YY |               |
|                       |             | DW-Blue              | 1160           |                           | 47DW50JBT319YY                        | 48DW50JBT319YY |               |
|                       |             | DW-Gray              | 1200           |                           | 47DW50JGT319YY                        | 48DW50JGT319YY |               |
|                       |             | Crown DW-Red         | 750            |                           | 47DW50XRT319YY                        | 48DW50XRT319YY |               |
|                       |             | Crown DW-Blue        | 1160           |                           | 47DW50XBT319YY                        | 48DW50XBT319YY |               |
|                       |             | Poly-Pro™            | 600            | 04,09,48,60,63,57,12      | 47PP50J+##19YY                        | 48PP50J+##19YY | B,C,D,K,M,U,W |
|                       |             |                      | 700            |                           | 47PP50JP4919YY                        | 48PP50JP4919YY |               |
|                       |             |                      |                |                           | 47PP50JH6319YY                        | 48PP50JH6319YY |               |
|                       |             | Polymadic™           | 750            | 04,09,48,60,63,57,12      | 47PM50J+##19YY                        | 48PM50J+##19YY | I,M           |
|                       |             | Polygon™             | 1100           |                           | 47PU50JV6319YY                        | 48PU50JV6319YY |               |
|                       |             |                      | 1100           | 04,09,60,48,57,12         | 47PU50J+##19YY                        | 48PU50J+##19YY | G,V           |
|                       |             | EnergySaver Polygon™ | 1300           | 04,09,60,48,57,12         | 47SW50JU##19YY                        | 48SW50JU##19YY |               |
|                       |             | PolyFlexon™ Cast     | 800            | 04,09,60,48,57,12         | 47RP50JK##19YY                        | 48RP50JK##19YY |               |
|                       |             | PolyFlexon™          | 900            |                           | 47UA50JO6419YY                        | 48UA50JO6419YY |               |
|                       |             | Ultraflex™           | 900            |                           | 47UX50JO6419YY                        | 48UX50JO6419YY |               |
|                       |             | D-Polygon            | 900            |                           | 47UD50JL6419YY                        | 48UD50JL6419YY |               |
|                       |             | DuraLastomer™        | 900            | 09,60,48,57,12            | 47SU50JL##19YY                        | 48SU50JL##19YY |               |
|                       |             | Super Elastomer      | 1200           | 04,09,64,57,12            | 47SX50JI##19YY                        | 48SX50JI##19YY |               |
|                       |             | ErgoLastomer™        | 1400           | 04,09,64,57,12            | 47HU50JI##19YY                        | 48HU50JI##19YY |               |
|                       |             | Semi-Steel           | 1000           | 04,09,60,48,57,12         | 47SS50JS##19YY                        | 48SS50JS##19YY |               |
|                       |             | Heavy Duty Iron      | 1200           | 04,09,60,63,57,12         | 47HS50JS##19YY                        | 48HS50JS##19YY |               |
|                       |             | Ductile              | 1500           | 04,09,60,63,B1,B5         | 47DS50JR##19YY                        | 48DS50JR##19YY |               |
| Forged Steel          | 2500        | 02,09,60,B5,B1       | 47FS50JS##19YY | 48FS50JS##19YY            |                                       |                |               |
| EnergySaver Ductile™  | 1500        | 04,09,60,48,B1,B5    | 47CD50JR##19YY | 48CD50JR##19YY            |                                       |                |               |
| Iron V-Groove         | 900         | 04,09,60,48,57,12    | 47VG50JT##19YY | 48VG50JT##19YY            |                                       |                |               |
| Conductive Nylon      | 630         | 04,09,60,48,57,12    | 47CY50JH##19YY | 48CY50JH##19YY            |                                       |                |               |
| Conductive Ultraflex™ | 540         |                      | 47CX50JL6419YY | 48CX50JL6419YY            |                                       |                |               |



47 SERIES • CAPACITY 2500

| Wheel Diameter        | Tread Width | Wheel Type              | Load Cap.      | Available Bearing Options | Replace + with a desired wheel color  |                | +Color      |
|-----------------------|-------------|-------------------------|----------------|---------------------------|---------------------------------------|----------------|-------------|
|                       |             |                         |                |                           | Replace ## with desired wheel bearing |                |             |
|                       |             |                         |                |                           | Swivel                                | Rigid          |             |
| 6"                    | 2"          | Yoke Only               |                |                           | 47ZZ60JZ8319YY                        | 48ZZ60JZ8319YY |             |
|                       |             | Neo-Energizer™          | 600            | 04, 09,64, 57, 12         | 47EN60JB##19YY                        | 48EN60JB##19YY |             |
|                       |             | Pneumatic               | 200            |                           | 47FP60JB6019YY                        | 48FP60JB6019YY |             |
|                       |             | Foam Filled             | 200            |                           | 47FF60JB6019YY                        | 48FF60JB6019YY |             |
|                       |             | Ever-Roll™              | 200            |                           | 47ER60J+6019YY                        | 48ER60J+6019YY | B,I         |
|                       |             | Nomadic™                | 600            | 04,09,48,60,57,12         | 47NM60J+##19YY                        | 48NM60J+##19YY | A,I         |
|                       |             | Rubber on Nylon         | 550            | 04,09,48,60,57,12         | 47NR60JB##19YY                        | 48NR60JB##19YY |             |
|                       |             | Dura Cushion™           | 350            | 04,09,63,57,12            | 47BC60J+##19YY                        | 48BC60J+##19YY | X,Z         |
|                       |             | Eco-Rubber              | 350            |                           | 47SN60JC5319YY                        | 48SN60JC5319YY |             |
|                       |             | Rubber on Aluminum      | 550            | 04,09,48,60,57,12         | 47RA60JB##19YY                        | 48RA60JB##19YY |             |
|                       |             | Mold-On Rubber          | 550            | 04,09,48,60,57,12         | 47RS60JB##19YY                        | 48RS60JB##19YY |             |
|                       |             | Supreme Rubber          | 700            | 04,09,48,60,57,12         | 47RH60JS##19YY                        | 48RH60JS##19YY |             |
|                       |             | Blue Ergo™              | 550            |                           | 47BL60JL6319YY                        | 48BL60JL6319YY |             |
|                       |             | Thermo-Pro™             | 500            | 04,09,60,63,48,57,12      | 47TP60J+##19YY                        | 48TP60J+##19YY | A,I,T,X,Y,Z |
|                       |             | Xtreme Wheel            | 04             | 04                        | 47SL60JA6219YY                        | 48SL60JA6219YY |             |
|                       |             | Polyolefin              | 700            | 04,09,60,53,P3,48,57,12   | 47PO60J+##19YY                        | 48PO60J+##19YY | B,E         |
|                       |             | Nylon                   | 1000           | 04,09,63,57,12            | 47NY60JE##19YY                        | 48NY60JE##19YY |             |
|                       |             | Ironman                 | 2200           | 65, 73                    | 47NX60JB##19YY                        | 48NX60JB##19YY |             |
|                       |             | RokHard™                | 1000           | 04,09,48,60,57,12         | 47HI60JB##19YY                        | 48HI60JB##19YY |             |
|                       |             | BrimStone™              | 1100           | 04,09,60,90               | 47GN60J+##19YY                        | 48GN60J+##19YY | B,Q         |
|                       |             | Epoxy                   | 1100           | 04,09,90                  | 47OV60JQ##19YY                        | 48OV60JQ##19YY |             |
|                       |             | MaxRok™                 | 1200           | 04,09,63,57,12            | 47MA60JB##19YY                        | 48MA60JB##19YY |             |
|                       |             | Phenolic                | 1200           | 04,09,48,60,57,12         | 47PH60JB##19YY                        | 48PH60JB##19YY |             |
|                       |             | Straight-Sided Phenolic | 1500           |                           | 47PH60TB##19YY                        | 48PH60TB##19YY |             |
|                       |             | High-Temp Phenolic      | 900            | 04,09,90                  | 47HT60JQ##19YY                        | 48HT60JQ##19YY |             |
|                       |             | Poly MaxRok™            | 1200           | 04,09,48,60,57,12         | 47MU60J+##19YY                        | 48MU60J+##19YY | G,K         |
|                       |             | Polyon AL™              | 1200           | 04,09,48,60,57,12         | 47PA60J+##19YY                        | 48PA60J+##19YY | N,R         |
|                       |             | Polyon-C                | 1200           | 04,09,48,60,57,12         | 47PR60JL##19YY                        | 48PR60JL##19YY |             |
|                       |             | DW-Black                | 700            |                           | 47DW60JLT319YY                        | 48DW60JLT319YY |             |
|                       |             | DW-Red                  | 960            |                           | 47DW60JRT319YY                        | 48DW60JRT319YY |             |
|                       |             | DW-Blue                 | 1400           |                           | 47DW60JBT319YY                        | 48DW60JBT319YY |             |
|                       |             | DW-Gray                 | 1400           |                           | 47DW60JGT319YY                        | 48DW60JGT319YY |             |
|                       |             | Crown DW-Red            | 960            |                           | 47DW60XRT319YY                        | 48DW60XRT319YY |             |
|                       |             | Crown DW-Blue           | 1400           |                           | 47DW60XBT319YY                        | 48DW60XBT319YY |             |
|                       |             | Poly-Pro™               | 720            | 04,09,48,60,63,57,12      | 47PP60J+##19YY                        | 48PP60J+##19YY | D,I,K,M,U,W |
|                       |             |                         | 900            |                           | 47PP60JP4919YY                        | 48PP60JP4919YY |             |
|                       |             |                         |                |                           | 47PP60JH6319YY                        | 48PP60JH6319YY |             |
|                       |             | Polymadic™              | 900            | 04,09,48,60,63,57,12      | 47PM60J+##19YY                        | 48PM60J+##19YY | I,M         |
|                       |             | Polyon™                 | 1200           | 04,09,48,60,57,12         | 47PU60JV6319YY                        | 48PU60JV6319YY |             |
|                       |             |                         |                |                           | 47PU60J+##19YY                        | 48PU60J+##19YY | G,V         |
|                       |             | EnergySaver Polyon™     | 1400           | 04,09,63,57,12            | 47SW60JU##19YY                        | 48SW60JU##19YY |             |
|                       |             | PolyFlexon™ Cast        | 900            | 04,09,63,57,12            | 47RP60JK##19YY                        | 48RP60JK##19YY |             |
|                       |             | PolyFlexon™             | 900            |                           | 47UA60J+6419YY                        | 48UA60J+6419YY | N,O         |
|                       |             | D-Polyon                | 1000           |                           | 47UD60JL6419YY                        | 48UD60JL6419YY |             |
|                       |             | Ultraflex™              | 1000           |                           | 47UX60JO6419YY                        | 48UX60JO6419YY |             |
|                       |             | Champion                | 1200           |                           | 47CP60JN6419YY                        | 48CP60JN6419YY |             |
|                       |             | DuraLastomer™           | 1000           | 09,48,60,57,12            | 47SU60JL##19YY                        | 48SU60JL##19YY |             |
|                       |             | Super Elastomer         | 1400           |                           | 47SX60JI6419YY                        | 48SX60JI6419YY |             |
|                       |             | ErgoLastomer™           | 1700           | 04,09,48,60,64,57,12      | 47HU60JI##19YY                        | 48HU60JI##19YY |             |
|                       |             | Titan™ Polymer          | 2000           |                           | 47PX60JO6319YY                        | 48PX60JO6319YY |             |
| Conquer™              | 1800        |                         | 47CQ60JM6419YY | 48CQ60JM6419YY            |                                       |                |             |
|                       | 1800        |                         | 47CQ60JL6419YY | 48CQ60JL6419YY            |                                       |                |             |
| Semi-Steel            | 1200        | 04,09,48,60,57,12       | 47SS60JS##19YY | 48SS60JS##19YY            |                                       |                |             |
| Heavy Duty Iron       | 1400        | 04,09,60,63,57,12       | 47HS60JS##19YY | 48HS60JS##19YY            | S=Flat Tread;<br>X=Crown Tread        |                |             |
|                       |             | 04,09,60,48,57,12       | 47HS60JX##19YY | 48HS60JX##19YY            |                                       |                |             |
| Ductile               | 2000        | 04,09,60,73,63,B1,B5    | 47DS60JR##19YY | 48DS60JR##19YY            |                                       |                |             |
| EnergySaver Ductile™  | 2000        | 04,09,48, 60,73,B1,B5   | 47CD60JR##19YY | 48CD60JR##19YY            |                                       |                |             |
| Forged Steel          | 2500        | 04,09,73,63,B1,B5       | 47FS60JS##19YY | 48FS60JS##19YY            | S=Flat Tread;<br>X=Crown Tread        |                |             |
|                       |             |                         | 47FS60JX4P19YY | 48FS60JX4P19YY            |                                       |                |             |
| Ironman™ V-Groove     | 1000        |                         | 47NV60JT4P19YY | 48NV60JT4P19YY            |                                       |                |             |
| Iron V-Groove         | 1000        | 04,09,48,60,57,12       | 47VG60JT##19YY | 48VG60JT##19YY            |                                       |                |             |
| Ductile V-Groove      | 1500        | 04,09,57,12,63,B1,B5    | 47DV60JT##19YY | 48DV60JT##19YY            |                                       |                |             |
| Conductive Nylon      | 700         |                         | 47CY60JI6219YY | 48CY60JI6219YY            |                                       |                |             |
| Conductive Ultriflex™ | 600         |                         | 47CX60JL6419YY | 48CX60JL6419YY            |                                       |                |             |



| Wheel Diameter        | Tread Width | Wheel Type          | Load Cap.      | Available Bearing Options  | Replace + with a desired wheel color  |                | +Color        |
|-----------------------|-------------|---------------------|----------------|----------------------------|---------------------------------------|----------------|---------------|
|                       |             |                     |                |                            | Replace ## with desired wheel bearing |                |               |
|                       |             |                     |                |                            | Swivel                                | Rigid          |               |
| 8"                    | 2"          | Yoke Only           |                |                            | 47ZZ80JZ8319YY                        | 48ZZ80JZ8319YY |               |
|                       |             | Neo-Energizer™      | 600            | 04,09,64,57,12             | 47EN80JB##19YY                        | 48EN80JB##19YY |               |
|                       |             | Nomadic™            | 700            | 04,09,48,60,57,12          | 47NM80J+##19YY                        | 48NM80J+##19YY | A,I           |
|                       |             | Rubber on Nylon     | 600            | 04,09,48,60,57,12          | 47NR80JB##19YY                        | 48NR80JB##19YY |               |
|                       |             | Dura Cushion™       | 450            | 04,09,63,57,12             | 47BC80J+##19YY                        | 48BC80J+##19YY | X,Z           |
|                       |             | Eco-Rubber          | 450            | 53,P3                      | 47SN80UC##19YY                        | 48SN80UC##19YY |               |
|                       |             | Rubber on Aluminum  | 600            | 04,09,48,60,57,12          | 47RA80JB##19YY                        | 48RA80JB##19YY |               |
|                       |             | Mold-On Rubber      | 600            | 04,09,48,60,57,12          | 47RS80JB##19YY                        | 48RS80JB##19YY |               |
|                       |             | Supreme Rubber      | 810            | 04,09,63,57,12             | 47RH80JS##19YY                        | 48RH80JS##19YY |               |
|                       |             | Blue Ergo™          | 600            |                            | 47BL80JL6319YY                        | 48BL80JL6319YY |               |
|                       |             | Thermo-Pro™         | 600            | 04,09,60,63,48,57,12       | 47TP80J+##19YY                        | 48TP80J+##19YY | A,I,T,X,Y,Z   |
|                       |             | Xtreme Wheel        | 400            | 05                         | 47LS80JA6219YY                        | 48LS80JA6219YY |               |
|                       |             | Polyolefin          | 900            | 04,09,60,53,P3,48,57,90,12 | 47PO80J+##19YY                        | 48PO80J+##19YY | B,E           |
|                       |             | Nylon               | 1100           | 04,09,63,57,12             | 47NY80JE##19YY                        | 48NY80JE##19YY |               |
|                       |             | Ironman             | 2200           | 65,73                      | 47NX80JB##19YY                        | 48NX80JB##19YY |               |
|                       |             | RokHard™            | 1100           | 04,09,48,60,57,12          | 47HI80JB##19YY                        | 48HI80JB##19YY |               |
|                       |             | BrimStone™          | 1200           | 04,09,60,90                | 47GN80J+##19YY                        | 48GN80J+##19YY | B,Q           |
|                       |             | Epoxy               | 1200           | 04,09                      | 47OV80JQ##19YY                        | 48OV80JQ##19YY |               |
|                       |             | MaxRok™             | 1400           | 04,09,49,57,12             | 47MA80JB##19YY                        | 48MA80JB##19YY |               |
|                       |             | Phenolic            | 1400           | 04,09,48,60,57,12          | 47PH80JB##19YY                        | 48PH80JB##19YY |               |
|                       |             | High-Temp Phenolic  | 1100           | 04,09,90                   | 47HT80JQ##19YY                        | 48HT80JQ##19YY |               |
|                       |             | Poly MaxRok™        | 1400           | 04,09,48,60,57,12          | 47MU80J+##19YY                        | 48MU80J+##19YY | G,K           |
|                       |             | Polygon AL™         | 1500           | 04,09,48,60,57,12          | 47PA80J+##19YY                        | 48PA80J+##19YY | N,R           |
|                       |             | DW-Black            | 750            |                            | 47DW80JLT319YY                        | 48DW80JLT319YY |               |
|                       |             | DW-Red              | 1100           |                            | 47DW80JRT319YY                        | 48DW80JRT319YY |               |
|                       |             | DW-Blue             | 1600           |                            | 47DW80JBT319YY                        | 48DW80JBT319YY |               |
|                       |             | DW-Gray             | 1700           |                            | 47DW80JGT319YY                        | 48DW80JGT319YY |               |
|                       |             | Crown DW-Red        | 1100           |                            | 47DW80XRT319YY                        | 48DW80XRT319YY |               |
|                       |             | Crown DW-Blue       | 1600           |                            | 47DW80XBT319YY                        | 48DW80XBT319YY |               |
|                       |             | Poly-Pro™           | 810            | 04,09,48,60,63,57,12       | 47PP80J+##19YY                        | 48PP80J+##19YY | C,D,I,K,M,U,W |
|                       |             |                     | 1000           |                            | 47PP80JP4919YY                        | 48PP80JP4919YY |               |
|                       |             |                     | 1000           |                            | 47PP80JH6319YY                        | 48PP80JH6319YY |               |
|                       |             | Polymadic™          | 1000           | 04,09,48,60,63,57,12       | 47PM80J+##19YY                        | 48PM80J+##19YY | I,M           |
|                       |             | Polyon™             | 1400           |                            | 47PU80JV6319YY                        | 48PU80JV6319YY | G,V           |
|                       |             |                     |                | 04,09,48,60,57,12          | 47PU80J+##19YY                        | 48PU80J+##19YY |               |
|                       |             | EnergySaver Polyon™ | 1500           | 04,09,48,60,57,12          | 47SW80JU##19YY                        | 48SW80JU##19YY |               |
|                       |             | PolyFlexon™ Cast    | 1000           |                            | 47RP80JK6319YY                        | 48RP80JK6319YY |               |
|                       |             | PolyFlexon™         | 1200           |                            | 47UA80J+6419YY                        | 48UA80J+6419YY | N,O           |
|                       |             | D-Polygon           | 1200           |                            | 47UD80JL6419YY                        | 48UD80JL6419YY |               |
|                       |             | Ultraflex™          | 1200           |                            | 47UX80JO6419YY                        | 48UX80JO6419YY |               |
|                       |             | Champion            | 2000           |                            | 47CP80JN6419YY                        | 48CP80JN6419YY |               |
|                       |             | DuraLastomer™       | 1000           | 09,48,60,57,12             | 47SU80JL##19YY                        | 48SU80JL##19YY |               |
|                       |             | Super Elastomer     | 1500           |                            | 47SX80JI6419YY                        | 48SX80JI6419YY |               |
|                       |             | ErgoLastomer™       | 2000           | 04,09,64,57,12             | 47HU80JI##19YY                        | 48HU80JI##19YY |               |
|                       |             | Titan™ Polymer      | 2000           |                            | 47PX80JO6319YY                        | 48PX80JO6319YY |               |
|                       |             | Conquer™            | 2000           |                            | 47CQ80JM6419YY                        | 48CQ80JM6419YY |               |
|                       |             |                     | 2000           |                            | 47CQ80JL6419YY                        | 48CQ80JL6419YY |               |
| Semi-Steel            | 1400        | 04,09,48,60,57,12   | 47SS80JS##19YY | 48SS80JS##19YY             |                                       |                |               |
| Heavy Duty Iron       | 1600        | 04,09,48,60,57,12   | 47HS80JS##19YY | 48HS80JS##19YY             | S=Flat Tread;<br>X=Crown Tread        |                |               |
|                       |             | 04,09,48,60,57,12   | 47HS80JX##19YY | 48HS80JX##19YY             |                                       |                |               |
| Ductile               | 2000        | 04,09,48,60,B1,B5   | 47DS80JR##19YY | 48DS80JR##19YY             |                                       |                |               |
| EnergySaver Ductile™  | 2000        | 04,09,48,60,B1,B5   | 47CD80JR##19YY | 48CD80JR##19YY             |                                       |                |               |
| Forged Steel          | 2500        | 04,09,63,B5,B1      | 47FS80JS##19YY | 48FS80JS##19YY             | S=Flat Tread;<br>X=Crown Tread        |                |               |
|                       |             |                     | 47FS80JX4P19YY | 48FS80JX4P19YY             |                                       |                |               |
| Ironman™ V-Groove     | 1200        |                     | 47NV80JT4P19YY | 48NV80JT4P19YY             |                                       |                |               |
| Iron V-Groove         | 1200        | 04,09,48,60,57,12   | 47VG80JT##19YY | 48VG80JT##19YY             |                                       |                |               |
| Conductive Nylon      | 770         |                     | 47CY80JI6219YY | 48CY80JI6219YY             |                                       |                |               |
| Conductive Ultraflex™ | 700         |                     | 47CX80JL6419YY | 48CX80JL6419YY             |                                       |                |               |



| Wheel Diameter        | Tread Width | Wheel Type          | Load Cap.      | Available Bearing Options  | Replace + with a desired wheel color  |                | +Color        |
|-----------------------|-------------|---------------------|----------------|----------------------------|---------------------------------------|----------------|---------------|
|                       |             |                     |                |                            | Replace ## with desired wheel bearing |                |               |
|                       |             |                     |                |                            | Swivel                                | Rigid          |               |
| 8"                    | 2"          | Yoke Only           |                |                            | 47ZZ81JZ8319YY                        | 48ZZ81JZ8319YY |               |
|                       |             | Neo-Energizer™      | 600            | 04,09,64,57,12             | 47EN81JB##19YY                        | 48EN81JB##19YY |               |
|                       |             | Nomadic™            | 700            | 04,09,48,60,57,12          | 47NM81J+##19YY                        | 48NM81J+##19YY | A,I           |
|                       |             | Rubber on Nylon     | 600            | 04,09,48,60,57,12          | 47NR81JB##19YY                        | 48NR81JB##19YY |               |
|                       |             | Dura Cushion™       | 450            | 04,09,63,57, 12            | 47BC81J+##19YY                        | 48BC81J+##19YY | X,Z           |
|                       |             | Eco-Rubber          | 450            | 53,P3                      | 47SN81UC##19YY                        | 48SN81UC##19YY |               |
|                       |             | Rubber on Aluminum  | 600            | 04,09,48,60,57,12          | 47RA81JB##19YY                        | 48RA81JB##19YY |               |
|                       |             | Mold-On Rubber      | 600            | 04,09,48,60,57,12          | 47RS81JB##19YY                        | 48RS81JB##19YY |               |
|                       |             | Supreme Rubber      | 810            | 04,09,63,57,12             | 47RH81JS##19YY                        | 48RH81JS##19YY |               |
|                       |             | Blue Ergo™          | 600            |                            | 47BL81JL6319YY                        | 48BL81JL6319YY |               |
|                       |             | Thermo-Pro™         | 600            | 04,09,60,63,48,57,12       | 47TP81J+##19YY                        | 48TP81J+##19YY | A,I,T,X,Y,Z   |
|                       |             | Polyolefin          | 900            | 04,09,60,53,P3,48,57,90,12 | 47PO81J+##19YY                        | 48PO81J+##19YY | B,E           |
|                       |             | Nylon               | 1100           | 04,09,63,57,12             | 47NY81JE##19YY                        | 48NY81JE##19YY |               |
|                       |             | Ironman             | 2200           | 65, 73                     | 47NX81JB##19YY                        | 48NX81JB##19YY |               |
|                       |             | RokHard™            | 1100           | 04,09,48,60,57,12          | 47HI81JB##19YY                        | 48HI81JB##19YY |               |
|                       |             | BrimStone™          | 1200           | 04,09,60,90                | 47GN81J+##19YY                        | 48GN81J+##19YY | B,Q           |
|                       |             | Epoxy               | 1200           | 04,09                      | 47OV81JQ##19YY                        | 48OV81JQ##19YY |               |
|                       |             | MaxRok™             | 1400           | 04,09,49,57,12             | 47MA81JB##19YY                        | 48MA81JB##19YY |               |
|                       |             | Phenolic            | 1400           | 04,09,48,60,57,12          | 47PH81JB##19YY                        | 48PH81JB##19YY |               |
|                       |             | High-Temp Phenolic  | 1100           | 04,09,90                   | 47HT81JQ##19YY                        | 48HT81JQ##19YY |               |
|                       |             | Poly MaxRok™        | 1400           | 04,09,48,60,57,12          | 47MU81J+##19YY                        | 48MU81J+##19YY | G,K           |
|                       |             | Polyon AL™          | 1500           | 04,09,48,60,57,12          | 47PA81J+##19YY                        | 48PA81J+##19YY | N,R           |
|                       |             | DW-Black            | 750            |                            | 47DW81JLT319YY                        | 48DW81JLT319YY |               |
|                       |             | DW-Red              | 1100           |                            | 47DW81JRT319YY                        | 48DW81JRT319YY |               |
|                       |             | DW-Blue             | 1600           |                            | 47DW81JBT319YY                        | 48DW81JBT319YY |               |
|                       |             | DW-Gray             | 1700           |                            | 47DW81JGT319YY                        | 48DW81JGT319YY |               |
|                       |             | Crown DW-Red        | 1100           |                            | 47DW81XRT319YY                        | 48DW81XRT319YY |               |
|                       |             | Crown DW-Blue       | 1600           |                            | 47DW81XBT319YY                        | 48DW81XBT319YY |               |
|                       |             | Poly-Pro™           | 810            | 04,09,48,60,63,57,12       | 47PP81J+##19YY                        | 48PP81J+##19YY | C,D,I,K,M,U,W |
|                       |             |                     | 1000           |                            | 47PP81JP4919YY                        | 48PP81JP4919YY |               |
|                       |             |                     | 1000           |                            | 47PP81JH6319YY                        | 48PP81JH6319YY |               |
|                       |             | Polymadic™          | 1000           | 04,09,48,60,63,57,12       | 47PM81J+##19YY                        | 48PM81J+##19YY | I,M           |
|                       |             | Polyon™             | 1400           |                            | 47PU81JV6319YY                        | 48PU81JV6319YY |               |
|                       |             |                     |                | 04,09,48,60,57,12          | 47PU81J+##19YY                        | 48PU81J+##19YY | G,V           |
|                       |             | EnergySaver Polyon™ | 1500           | 04,09,48,60,57,12          | 47SW81JU##19YY                        | 48SW81JU##19YY |               |
|                       |             | PolyFlexon™ Cast    | 1000           |                            | 47RP81JK6319YY                        | 48RP81JK6319YY |               |
|                       |             | PolyFlexon™         | 1200           |                            | 47UA81J+6419YY                        | 48UA81J+6419YY | N,O           |
|                       |             | D-Polyon            | 1200           |                            | 47UD81JL6419YY                        | 48UD81JL6419YY |               |
|                       |             | Ultraflex™          | 1200           |                            | 47UX81JO6419YY                        | 48UX81JO6419YY |               |
|                       |             | Champion            | 2000           |                            | 47CP81JN6419YY                        | 48CP81JN6419YY |               |
|                       |             | DuraLastomer™       | 1000           | 09,48,60,57,12             | 47SU81JL##19YY                        | 48SU81JL##19YY |               |
|                       |             | Super Elastomer     | 1500           |                            | 47SX81JI6419YY                        | 48SX81JI6419YY |               |
|                       |             | ErgoLastomer™       | 2000           | 04,09,64,57,12             | 47HU81JI##19YY                        | 48HU81JI##19YY |               |
|                       |             | Titan™ Polymer      | 2000           |                            | 47PX81JO6319YY                        | 48PX81JO6319YY |               |
|                       |             | Conquer™            | 2000           |                            | 47CQ81JM6419YY                        | 48CQ81JM6419YY |               |
| 2000                  |             |                     | 47CQ81JL6419YY | 48CQ81JL6419YY             |                                       |                |               |
| Semi-Steel            | 1400        | 04,09,48,60,57,12   | 47SS81JS##19YY | 48SS81JS##19YY             |                                       |                |               |
| Heavy Duty Iron       | 1600        | 04,09,48,60,57,12   | 47HS81JS##19YY | 48HS81JS##19YY             | S=Flat Tread;<br>X=Crown Tread        |                |               |
|                       |             | 04,09,48,60,57,12   | 47HS81JX##19YY | 48HS81JX##19YY             |                                       |                |               |
| Ductile               | 2000        | 04,09,48,60,B1,B5   | 47DS81JR##19YY | 48DS81JR##19YY             |                                       |                |               |
| EnergySaver Ductile™  | 2000        | 04,09,48,60,B1,B5   | 47CD81JR##19YY | 48CD81JR##19YY             |                                       |                |               |
| Forged Steel          | 2500        | 04,09,63,B5,B1      | 47FS81JS##19YY | 48FS81JS##19YY             | S=Flat Tread;<br>X=Crown Tread        |                |               |
|                       |             |                     | 47FS81JX4P19YY | 48FS81JX4P19YY             |                                       |                |               |
| Ironman™ V-Groove     | 1200        |                     | 47NV81JT4P19YY | 48NV81JT4P19YY             |                                       |                |               |
| Iron V-Groove         | 1200        | 04, 09,48,60,57,12  | 47VG81JT##19YY | 48VG81JT##19YY             |                                       |                |               |
| Conductive Nylon      | 770         |                     | 47CY81JI6219YY | 48CY81JI6219YY             |                                       |                |               |
| Conductive Ultraflex™ | 700         |                     | 47CX81JL6419YY | 48CX81JL6419YY             |                                       |                |               |

\*The Ever-Roll is not designed to sit with load.



# 4K/4R - High Performance Maintenance-Free Extended Swivel Lead Series - Up to 2,500LB

Swivel device is a combination of Thrust Ball Bearings and Tapered Roller Bearings for its maximum performance

- Tapered roller bearings in the upper raceway to handle axial thrust from high speed operation
- Ball thrust Ball Bearings on lower raceway to handle combined radial thrust from heavy load
- Extended swivel radius reduces the effort to swivel
- 3/8" thick top plate with legs formed from 5/16" steel
- Yellow zinc plated to distinguish its superiority
- Best perform for towline application



4KUX80JO6419YY



4RUX80JM6419YY



4K/4R SERIES • CAPACITY 2500

| Face Contact Brake (FY) | Universal Contact Brake (UF) | Toe Guard (4Y) |
|-------------------------|------------------------------|----------------|
|                         |                              |                |

### FASTENING PATTERNS

| Plate Code | Overall Size    | Bolt Hole Pattern                     | Mounting Bolt Size |
|------------|-----------------|---------------------------------------|--------------------|
| 17         | 4" x 4-1/2"     | 2-5/8" x 3-5/8" to 3" x 3"            | 3/8"               |
| 19         | 4-1/2" x 6-1/4" | 2-7/16" x 4-15/16" to 3-3/8" x 5-1/4" | 1/2"               |

### Overall Height and Swivel Radius

| Wheel Diameter | Overall Height | Denotation Code | Swivel Radius W/ #19 TOP PLATE |
|----------------|----------------|-----------------|--------------------------------|
| 4"             | 5-5/8"         | 40              | 5-3/8"                         |
| 5"             | 6-1/2"         | 50              | 6-3/16"                        |
| 6"             | 7-1/2"         | 60              | 6-7/8"                         |
| 8"             | 10-1/8"        | 80              | 7-1/2"                         |
| Wheel Diameter | Overall Height | Denotation Code | Swivel Radius W/ #17 TOP PLATE |
| 4"             | 5-5/8"         | 40e             | 3-3/4"                         |
|                | 6-1/16"        | 4A              | 3-3/16"                        |
| 5"             | 6-1/2"         | 50              | 4-1/2"                         |
| 6"             | 7-1/2"         | 60              | 5-5/16"                        |
| 8"             | 10-1/8"        | 80              | 7-1/2"                         |
| 10"            | 12-1/2"        | 1A              | 8-1/2"                         |
|                | 12"            | 10              | 8-1/4"                         |



| Wheel Diameter | Tread Width | Wheel Type               | Load Cap. | Available Bearing Options | Replace + with desired wheel color    |                 | +Color |                |     |
|----------------|-------------|--------------------------|-----------|---------------------------|---------------------------------------|-----------------|--------|----------------|-----|
|                |             |                          |           |                           | Replace ** with a desired Top Plate   |                 |        |                |     |
|                |             |                          |           |                           | Replace ## with desired wheel bearing |                 |        |                |     |
|                |             |                          |           |                           | Swivel                                | Rigid           |        |                |     |
| 4"             | 2"          | Yoke Only                |           |                           | 4KZZ40JZ83**YY                        | 4RZZ40JZ83**YY  |        |                |     |
|                |             | Neo-Energizer™           | 500       | 04,09,60,48,57,12         | 4KEN40JB##**YY                        | 4REN40JB##**YY  |        |                |     |
|                |             | Mold-On Rubber           | 400       | 04,09,60,48,57,12         | 4KRS40JB##**YY                        | 4RRS40JB##**YY  |        |                |     |
|                |             | Phenolic                 | 800       | 04,09,60,48,57,12         | 4KPH40JB##**YY                        | 4RPH40JB##**YY  |        |                |     |
|                |             | Phenolic(Straight Sided) | 1000      | 04,09,60,57,12            | 4KPH40TB##**YY                        | 4RPH40TB##**YY  |        |                |     |
|                |             | High-Temp Phenolic       | 600       | 04,09,90                  | 4KHT40JQ##**YY                        | 4RHT40JQ##**YY  |        |                |     |
|                |             | Polyon AL™               | 800       | 04,09,60,48,57,12         | 4KPA40J+##**YY                        | 4RPA40J+##**YY  | N,R    |                |     |
|                |             | DW-Black                 | 470       |                           | 4KDW40JLT3**YY                        | 4RDW40JLT3**YY  |        |                |     |
|                |             | DW-Red                   | 540       |                           | 4KDW40JRT3**YY                        | 4RDW40JRT3**YY  |        |                |     |
|                |             | DW-Blue                  | 960       |                           | 4KDW40JBT3**YY                        | 4RDW40JBT3**YY  |        |                |     |
|                |             | DW-Gray                  | 1000      |                           | 4KDW40JGT3**YY                        | 4RDW40JGT3**YY  |        |                |     |
|                |             | Crown DW-Red             | 540       |                           | 4KDW40XRT3**YY                        | 4RDW40XRT3**YY  |        |                |     |
|                |             | Crown DW-Blue            | 960       |                           | 4KDW40XBT3**YY                        | 4R'DW40XBT3**YY |        |                |     |
|                |             | Polyon™                  | 800       |                           | 4KPU40JV63**YY                        | 4RPU40JV63**YY  |        |                |     |
|                |             |                          | 800       |                           | 04,09,60,48,57,12                     | 4KPU40J+##**YY  |        | 4RPU40J+##**YY | G,V |
|                |             | EnergySaver Polyon™      | 800       |                           | 04,09,60,48,57,12                     | 4KSW40JU##**YY  |        | 4RSW40JU##**YY |     |
|                |             | PolyFlexon™ Cast         | 700       |                           | 04,09,60,48,57,12                     | 4KRP40JK##**YY  |        | 4RRP40JK##**YY |     |
|                |             | PolyFlexon™              | 900       |                           | 4KUA40JO64**YY                        | 4RUA40JO64**YY  |        |                |     |
|                |             | Ultraflex™               | 900       |                           | 4KUX40J+63**YY                        | 4RUX40J+63**YY  | M,O    |                |     |
|                |             | DuraLastomer™            | 750       | 09,60,48,57,12            | 4KSU40JL##**YY                        | 4RSU40JL##**YY  |        |                |     |
|                |             | Super Elastomer          | 1200      |                           | 4KSX40JI64**YY                        | 4RSX40JI64**YY  |        |                |     |
|                |             | ErgoLastomer™            | 1000      | 04,09,64,57,12            | 4KHU40JI##**YY                        | 4RHU40JI##**YY  |        |                |     |
|                |             | Semi-Steel               | 700       | 04,09,60,48,57,12         | 4KSS40JS##**YY                        | 4RSS40JS##**YY  |        |                |     |
|                |             | Heavy Duty Iron          | 900       | 04,09,60,48,57,12         | 4KHS40JS##**YY                        | 4RHS40JS##**YY  |        |                |     |
|                |             | Ductile                  | 1500      | 04,09,60,63,57,12         | 4KDS40JR##**YY                        | 4RDS40JR##**YY  |        |                |     |
|                |             | Solid Steel              | 2500      | 09,63, B1,B5              | 4KMS40JS##**YY                        | 4RMS40JS##**YY  |        |                |     |
|                |             | EnergySaver Ductile™     | 1500      | 04,60,48,09,B1,B5         | 4KCD40JR##**YY                        | 4RCD40JR##**YY  |        |                |     |
|                |             | Ironman™ V-Groove        | 2000      |                           | 4KNV40JT4P**YY                        | 4RNV40JT4P**YY  |        |                |     |
|                |             | Iron V-Groove            | 600       | 04,09,60,48,57,12         | 4KVG40JT##**YY                        | 4RVG40JT##**YY  |        |                |     |
|                |             | Ductile V-Groove         | 1500      | 04,09,60,48,57, B1, B5    | 4KDV40JT##**YY                        | 4RDV40JT##**YY  |        |                |     |



| Wheel Diameter | Tread Width | Wheel Type           | Load Cap. | Available Bearing Options | Replace + with desired wheel color    |                | +Color |
|----------------|-------------|----------------------|-----------|---------------------------|---------------------------------------|----------------|--------|
|                |             |                      |           |                           | Replace ** with a desired Top Plate   |                |        |
|                |             |                      |           |                           | Replace ## with desired wheel bearing |                |        |
|                |             |                      |           |                           | Swivel                                | Rigid          |        |
| 5"             | 2"          | Yoke Only            |           |                           | 4KZZ50JZ83**YY                        | 4RZZ50JZ83**YY |        |
|                |             | Neo-Energizer™       | 550       | 04,09,60,48,57,12         | 4KEN50JB##**YY                        | 4REN50JB##**YY |        |
|                |             | Mold-On Rubber       | 400       | 04,09,60,48,57,12         | 4KRS50JB##**YY                        | 4RRS50JB##**YY |        |
|                |             | Phenolic             | 1000      | 04,09,60,48,57,12         | 4KPH50JB##**YY                        | 4RPH50JB##**YY |        |
|                |             | Hi-Temp Phenolic     | 750       | 04,09,90                  | 4KHT50JQ##**YY                        | 4RHT50JQ##**YY |        |
|                |             | Polyon AL™           | 900       | 04,09,60,48,57,12         | 4KPA50J+##**YY                        | 4RPA50J+##**YY | N,R    |
|                |             | Polyon - C           | 900       | 04,09,60,48,57,12         | 4KPR50JL##**YY                        | 4RPR50JL##**YY |        |
|                |             | DW-Black             | 550       | 04,09,60,48,57,12         | 4KDW50JLT3**YY                        | 4RDW50JLT3**YY |        |
|                |             | DW-Red               | 750       |                           | 4KDW50JRT3**YY                        | 4RDW50JRT3**YY |        |
|                |             | DW-Blue              | 1160      |                           | 4KDW50JBT3**YY                        | 4RDW50JBT3**YY |        |
|                |             | DW-Gray              | 1200      |                           | 4KDW50JGT3**YY                        | 4RDW50JGT3**YY |        |
|                |             | Crown DW-Red         | 750       |                           | 4KDW50XRT3**YY                        | 4RDW50XRT3**YY |        |
|                |             | Crown DW-Blue        | 1160      | 4KDW50XBT3**YY            | 4R'DW50XBT3**YY                       |                |        |
|                |             | Polyon™              | 1100      | 04,09,60,48,57,12         | 4KPU50JV63**YY                        | 4RPU50JV63**YY |        |
|                |             |                      | 1100      |                           | 4KPU50J+##**YY                        | 4RPU50J+##**YY | G,V    |
|                |             | EnergySaver Polyon™  | 1300      | 04,09,60,48,57,12         | 4KSW50JU##**YY                        | 4RSW50JU##**YY |        |
|                |             | PolyFlexon™ Cast     | 800       | 04,09,60,48,57,12         | 4KRP50JK##**YY                        | 4RRP50JK##**YY |        |
|                |             | PolyFlexon™          | 900       |                           | 4KUA50JO64**YY                        | 4RUA50JO64**YY |        |
|                |             | Ultraflex™           | 900       |                           | 4KUX50J+64**YY                        | 4RUX50J+64**YY | M,O    |
|                |             | D-Polyon             | 900       |                           | 4KUD50JL64**YY                        | 4RUD50JL64**YY |        |
|                |             | DuraLastomer™        | 900       | 09,60,48,57,12            | 4KSU50JL##**YY                        | 4RSU50JL##**YY |        |
|                |             | Super Elastomer      | 1200      | 04,09,64,57,12            | 4KSX50JI##**YY                        | 4RSX50JI##**YY |        |
|                |             | ErgoLastomer™        | 1250      | 04,09,64,57,12            | 4KHU50JI##**YY                        | 4RHU50JI##**YY |        |
|                |             | Semi-Steel           | 1000      | 04,09,60,48,57,12         | 4KSS50JS##**YY                        | 4RSS50JS##**YY |        |
|                |             | Heavy Duty Iron      | 1200      | 04,09,60,63,57,12         | 4KHS50JS##**YY                        | 4RHS50JS##**YY |        |
|                |             | Ductile              | 2000      | 04,09,60,63,B1,B5         | 4KDS50JR##**YY                        | 4RDS50JR##**YY |        |
|                |             | Forged Steel         | 2500      | 02,09,60,'B1,B5           | 4KFS50JS##**YY                        | 4RFS50JS##**YY |        |
|                |             | EnergySaver Ductile™ | 2000      | 04,09,60,48,B1,B5         | 4KCD50JR##**YY                        | 4RCD50JR##**YY |        |
|                |             | Iron V-Groove        | 900       | 04,09,60,48,57,12         | 4KVG50JT##**YY                        | 4RVG50JT##**YY |        |





4K/4R SERIES • CAPACITY 2500

| Wheel Diameter | Tread Width | Wheel Type              | Load Cap. | Available Bearing Options | Replace + with desired wheel color    |                 | +Color                         |
|----------------|-------------|-------------------------|-----------|---------------------------|---------------------------------------|-----------------|--------------------------------|
|                |             |                         |           |                           | Replace ** with a desired Top Plate   |                 |                                |
|                |             |                         |           |                           | Replace ## with desired wheel bearing |                 |                                |
|                |             |                         |           |                           | Swivel                                | Rigid           |                                |
| 6"             | 2"          | Yoke Only               |           |                           | 4KZZ60JZ83**YY                        | 4RZZ60JZ83**YY  |                                |
|                |             | Neo-Energizer™          | 600       | 04, 09,64, 57, 12         | 4KEN60JB##**YY                        | 4REN60JB##**YY  |                                |
|                |             | Mold-On Rubber          | 550       | 04,09,48,60,57,12         | 4KRS60JB##**Y                         | 4RRS60JB##**YY  |                                |
|                |             | Supreme Rubber          | 700       | 04,09,48,60,57,12         | 4KRH60JS##**YY                        | 4RRH60JS##**YY  |                                |
|                |             | Phenolic                | 1200      | 04,09,48,60,57,12         | 4KPH60JB##**YY                        | 4RPH60JB##**YY  |                                |
|                |             | Straight-Sided Phenolic | 1500      |                           | 4KPH60TB##**YY                        | 4RPH60TB##**YY  |                                |
|                |             | High-Temp Phenolic      | 900       | 04,09,90                  | 4KHT60JQ##**YY                        | 4RHT60JQ##**YY  |                                |
|                |             | Polyon AL™              | 1200      | 04,09,48,60,57,12         | 4KPA60J+##**YY                        | 4RPA60J+##**YY  | N,R                            |
|                |             | DW-Black                | 700       |                           | 4KDW60JLT3**YY                        | 4RDW60JLT3**YY  |                                |
|                |             | DW-Red                  | 960       |                           | 4KDW60JRT3**YY                        | 4RDW60JRT3**YY  |                                |
|                |             | DW-Blue                 | 1400      |                           | 4KDW60JBT3**YY                        | 4RDW60JBT3**YY  |                                |
|                |             | DW-Gray                 | 1400      |                           | 4KDW60JGT3**YY                        | 4RDW60JGT3**YY  |                                |
|                |             | Crown DW-Red            | 960       |                           | 4KDW60XRT3**YY                        | 4RDW60XRT3**YY  |                                |
|                |             | Crown DW-Blue           | 1400      |                           | 4KDW60XBT3**YY                        | 4R'DW60XBT3**YY |                                |
|                |             | Polyon™                 | 1200      | 04,09,48,60,57,12         | 4KPU60JV63**YY                        | 4RPU60JV63**YY  |                                |
|                |             |                         |           |                           | 4KPU60J+##**YY                        | 4RPU60J+##**YY  | G,V                            |
|                |             | EnergySaver Polyon™     | 1400      | 04,09,63,57,12            | 4KSW60JU##**YY                        | 4RSW60JU##**YY  |                                |
|                |             | PolyFlexon™ Cast        | 900       | 04,09,63,57,12            | 4KRP60JK##**YY                        | 4RRP60JK##**YY  |                                |
|                |             | PolyFlexon™             | 900       |                           | 4KUA60J+64**YY                        | 4RUA60J+64**YY  | N,O                            |
|                |             | D-Polyon                | 1000      |                           | 4KUD60JL64**YY                        | 4RUD60JL64**YY  |                                |
|                |             | Ultraflex™              | 1000      |                           | 4KUX60JO64**YY                        | 4RUX60JO64**YY  | M,O                            |
|                |             | Champion                | 1200      |                           | 4KCP60JN64**YY                        | 4RCP60JN64**YY  |                                |
|                |             | DuraLastomer™           | 1000      | 09,48,60,57,12            | 4KSU60JL##**YY                        | 4RSU60JL##**YY  |                                |
|                |             | Super Elastomer         | 1400      |                           | 4KSX60JI64**YY                        | 4RSX60JI64**YY  |                                |
|                |             | ErgoLastomer™           | 1700      | 04,09,48,60,64,57,12      | 4KHU60JI##**YY                        | 4RHU60JI##**YY  |                                |
|                |             | Titan™ Polymer          | 2000      |                           | 4KPX60JO63**YY                        | 4RPX60JO63**YY  |                                |
|                |             | Conquer™                | 1800      |                           | 4KCQ60JM64**YY                        | 4RCQ60JM64**YY  |                                |
|                |             |                         | 1800      |                           | 4KCQ60JL64**YY                        | 4RCQ60JL64**YY  |                                |
|                |             | Semi-Steel              | 1200      | 04,09,48,60,57,12         | 4KSS60JS##**YY                        | 4RSS60JS##**YY  |                                |
|                |             | Heavy Duty Iron         | 1400      | 04,09,60,63,57,12         | 4KHS60JS##**YY                        | 4RHS60JS##**YY  | S=Flat Tread;<br>X=Crown Tread |
|                |             |                         |           | 04,09,60,48,57,12         | 4KHS60JX##**YY                        | 4RHS60JX##**YY  |                                |
|                |             | Ductile                 | 2200      | 04,09,60,73,63,B1,B5      | 4KDS60JR##**YY                        | 4RDS60JR##**YY  |                                |
|                |             | EnergySaver Ductile™    | 2200      | 04,09,48, 60,73,B1,B5     | 4KCD60JR##**YY                        | 4RCD60JR##**YY  |                                |
|                |             | Forged Steel            | 2500      | 04,09,73,63,B1,B5         | 4KFS60JS##**YY                        | 4RFS60JS##**YY  | S=Flat Tread;<br>X=Crown Tread |
|                |             |                         |           |                           | 4KFS60JX4P**YY                        | 4RFS60JX4P**YY  |                                |
|                |             | Ironman™ V-Groove       | 2200      |                           | 4KNV60JT4P**YY                        | 4RNV60JT4P**YY  |                                |
|                |             | Iron V-Groove           | 1000      | 04,09,48,60,57,12         | 4KVG60JT##**YY                        | 4RVG60JT##**YY  |                                |
|                |             | Ductile V-Groove        | 2000      | 04,09,57,12,63,B1,B5      | 4KDV60JT##**YY                        | 4RDV60JT##**YY  |                                |



| Wheel Diameter    | Tread Width | Wheel Type           | Load Cap.      | Available Bearing Options | Replace + with desired wheel color    |                 | +Color                         |
|-------------------|-------------|----------------------|----------------|---------------------------|---------------------------------------|-----------------|--------------------------------|
|                   |             |                      |                |                           | Replace ** with a desired Top Plate   |                 |                                |
|                   |             |                      |                |                           | Replace ## with desired wheel bearing |                 |                                |
|                   |             |                      |                |                           | Swivel                                | Rigid           |                                |
| 8"                | 2"          | Yoke Only            |                |                           | 4KZZ80JZ83**YY                        | 4RZZ80JZ83**YY  |                                |
|                   |             | Neo-Energizer™       | 600            | 04,09,64,57,12            | 4KEN80JB##**YY                        | 4REN80JB##**YY  |                                |
|                   |             | Mold-On Rubber       | 600            | 04,09,48,60,57,12         | 4KRS80JB##**YY                        | 4RRS80JB##**YY  |                                |
|                   |             | Supreme Rubber       | 810            | 04,09,63,57,12            | 4KRH80JS##**YY                        | 4RRH80JS##**YY  |                                |
|                   |             | Phenolic             | 1400           | 04,09,48,60,57,12         | 4KPH80JB##**YY                        | 4RPH80JB##**YY  |                                |
|                   |             | High-Temp Phenolic   | 1100           | 04,09,90                  | 4KHT80JQ##**YY                        | 4RHT80JQ##**YY  |                                |
|                   |             | Polyon AL™           | 1250           | 04,09,48,60,57,12         | 4KPA80J+##**YY                        | 4RPA80J+##**YY  | N,R                            |
|                   |             | DW-Black             | 750            |                           | 4KDW80JLT3**YY                        | 4RDW80JLT3**YY  |                                |
|                   |             | DW-Red               | 1100           |                           | 4KDW80JRT3**YY                        | 4RDW80JRT3**YY  |                                |
|                   |             | DW-Blue              | 1600           |                           | 4KDW80JBT3**YY                        | 4RDW80JBT3**YY  |                                |
|                   |             | DW-Gray              | 1700           |                           | 4KDW80JGT3**YY                        | 4RDW80JGT3**YY  |                                |
|                   |             | Crown DW-Red         | 1100           |                           | 4KDW80XRT3**YY                        | 4RDW80XRT3**YY  |                                |
|                   |             | Crown DW-Blue        | 1600           |                           | 4KDW80XBT3**YY                        | 4R'DW80XBT3**YY |                                |
|                   |             | Polyon™              | 1400           | 04,09,48,60,57,12         | 4KPU80JV63**YY                        | 4RPU80JV63**YY  | G,V                            |
|                   |             |                      |                |                           | 4KPU80J+##**YY                        | 4RPU80J+##**YY  |                                |
|                   |             | EnergySaver Polyon™  | 1500           | 04,09,48,60,57,12         | 4KSW80JU##**YY                        | 4RSW80JU##**YY  |                                |
|                   |             | PolyFlexon™ Cast     | 1000           |                           | 4KRP80JK63**YY                        | 4RRP80JK63**YY  |                                |
|                   |             | PolyFlexon™          | 1200           |                           | 4KUA80J+64**YY                        | 4RUA80J+64**YY  | N,O                            |
|                   |             | D-Polyon             | 1200           |                           | 4KUD80JL64**YY                        | 4RUD80JL64**YY  |                                |
|                   |             | Ultraflex™           | 1200           |                           | 4KUX80JO64**YY                        | 4RUX80JO64**YY  | M,O                            |
|                   |             | Champion             | 2000           |                           | 4KCP80JN64**YY                        | 4RCP80JN64**YY  |                                |
|                   |             | DuraLastomer™        | 1000           | 09,48,60,57,12            | 4KSU80JL##**YY                        | 4RSU80JL##**YY  |                                |
|                   |             | Super Elastomer      | 1500           |                           | 4KSX80JI64**YY                        | 4RSX80JI64**YY  |                                |
|                   |             | ErgoLastomer™        | 2000           | 04,09,64,57,12            | 4KHU80JI##**YY                        | 4RHU80JI##**YY  |                                |
|                   |             | Titan™ Polymer       | 2000           |                           | 4KPX80JO63**YY                        | 4RPX80JO63**YY  |                                |
|                   |             | Conquer™             | 2000           |                           | 4KCQ80JM64**YY                        | 4RCQ80JM6417YY  |                                |
|                   |             |                      | 2000           |                           | 4KCQ80JL64**YY                        | 4RCQ80JL6417YY  |                                |
|                   |             | Semi-Steel           | 1400           | 04,09,48,60,57,12         | 4KSS80JS##**YY                        | 4RSS80JS##**YY  |                                |
|                   |             | Heavy Duty Iron      | 1600           | 04,09,48,60,57,12         | 4KHS80JS##**YY                        | 4RHS80JS##**YY  | S=Flat Tread;<br>X=Crown Tread |
|                   |             |                      |                | 04,09,48,60,57,12         | 4KHS80JX##**YY                        | 4RHS80JX##**YY  |                                |
|                   |             | Ductile              | 2000           | 04,09,48,60,B1,B5         | 4KDS80JR##**YY                        | 4RDS80JR##**YY  |                                |
|                   |             | EnergySaver Ductile™ | 2300           | 04,09,48,60,B1,B5         | 4KCD80JR##**YY                        | 4RCD80JR##**YY  |                                |
| Forged Steel      | 2500        | 04,09,63,B5,B1       | 4KFS80JS##**YY | 4RFS80JS##**YY            | S=Flat Tread;<br>X=Crown Tread        |                 |                                |
|                   |             |                      | 4KFS80JX4P**YY | 4RFS80JX4P**YY            |                                       |                 |                                |
| Ironman™ V-Groove | 2200        |                      | 4KNV80JT4P**YY | 4RNV80JT4P**YY            |                                       |                 |                                |
| Iron V-Groove     | 1200        | 04, 09,48,60,57,12   | 4KVG80JT##**YY | 4RVG80JT##**YY            |                                       |                 |                                |



LH SERIES • CAPACITY 2000

# LH High Performance Medium Heavy-Duty Casters - 2000LB

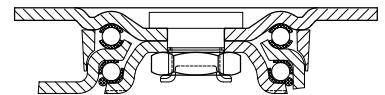
- Raceway is composed with 4 pieces of engineering hardened alloy for the strength, hardness and elasticity
- Excellent capacity of enduring thrust force from heavy load and impact
- Sealed raceway loaded with long-lasting grease and maintenance free
- Heavy gauge (0.203") stamp formed body frame with 0.220" top plate
- Majority of this series and wheel types are NSF Listed
- Bright Zinc finish as standard
- 20mm firmly secured kingpin
- 1/2" axle

LHDW60XRT319TL

LHDW60XR4P19YY



LHCQ80JL4P19TL



| FASTENING PATTERNS               |                 |   |                    |
|----------------------------------|-----------------|---|--------------------|
| Plate Code                       | Overall Size    | Bolt Hole Pattern                             | Mounting Bolt Size |
| 19                               | 4-1/2" x 6-1/4" | 2-7/16" x 4-15/16" flotted to 3-3/8" x 5-1/4" | 1/2                |
| Overall Height and Swivel Radius |                 |   |                    |
| Wheel Diameter                   | Overall Height  | Denotation Code                               | Swivel Radius      |
| 4"                               | 6-5/32"         | 40  | 4-1/64"            |
| 5"                               | 7"              | 50  | 4-1/2"             |
| 6"                               | 7-3/4"          | 60  | 5"                 |
| 8"                               | 9-3/4"          | 80  | 6-17/64"           |



| Wheel Diameter        | Tread Width | Wheel Type               | Load Cap.      | Available Bearing Options | Replace + with a desired wheel color  |                |                | +Color    |
|-----------------------|-------------|--------------------------|----------------|---------------------------|---------------------------------------|----------------|----------------|-----------|
|                       |             |                          |                |                           | Replace ## with desired wheel bearing |                |                |           |
|                       |             |                          |                |                           | Swivel                                | Total Lock     | Rigid          |           |
| 4"                    | 2"          | Yoke Only                |                |                           | LHZZ40JZ8319YY                        | LHZZ40JZ8319TL | LHZZ40JZ8319RR |           |
| 4"                    | 1-13/16"    | Solid Steel V-Groove     | 2000           |                           | LHSV40IT1419YY                        | LHSV40IT1419TL | LHSV40IT1419RR |           |
| 4"                    | 2"          | Neo-Energizer™           | 500            | 04,09,60,48,57,12         | LHEN40JB##19YY                        | LHEN40JB##19TL | LHEN40JB##19RR |           |
|                       |             | Nomadic™                 | 400            | 04,09,60,48,57,12         | LHNM40J+##19YY                        | LHNM40J+##19TL | LHNM40J+##19RR | A,I       |
|                       |             | Rubber on Nylon          | 400            | 04,09,60,48,57,12         | LHNR40JB##19YY                        | LHNR40JB##19TL | LHNR40JB##19RR |           |
|                       |             | Rubber on Aluminum       | 400            | 04,09,60,48,57,12         | LHRA40JB##19YY                        | LHRA40JB##19TL | LHRA40JB##19RR |           |
|                       |             | Low Profile Rubber       | 300            | 04,09,60,48,57,12         | LHLP40JB##19YY                        | LHLP40JB##19TL | LHLP40JB##19RR |           |
|                       |             | Mold-On Rubber           | 400            | 04,09,60,48,57,12         | LHRS40JB##19YY                        | LHRS40JB##19TL | LHRS40JB##19RR |           |
|                       |             | Blue Ergo™               | 400            |                           | LHBL40JL6319YY                        | LHBL40JL6319TL | LHBL40JL6319RR |           |
|                       |             | Thermo-Pro™              | 300            | 04,09,60,63,48,57,12      | LHTP40J+##19YY                        | LHTP40J+##19TL | LHTP40J+##19RR | A,I,T,Y   |
|                       |             | Xtreme Wheel             | 200            | 02                        | LHLS40JA6219YY                        | LHLS40JA6219TL | LHLS40JA6219RR |           |
|                       |             | Polyolefin               | 500            | 04,09,60,63,48,57,12      | LHPO40J+##19YY                        | LHPO40J+##19TL | LHPO40J+##19RR | B,E       |
|                       |             | Nylon                    | 810            | 04,09,60,48,57,12         | LHNY40JE##19YY                        | LHNY40JE##19TL | LHNY40JE##19RR |           |
|                       |             | Ironman™                 | 2000           | 04,09,60, 48,65,73,12     | LHNX40JB##19YY                        | LHNX40JB##19TL | LHNX40JB##19RR |           |
|                       |             | RokHard™                 | 800            | 04,09,62,57,12            | LHHI40JB##19YY                        | LHHI40JB##19TL | LHHI40JB##19RR |           |
|                       |             | BrimStone™               | 800            | 04,09,90                  | LHGN40J+##19YY                        | LHGN40J+##19TL | LHGN40J+##19RR | B,Q       |
|                       |             | Epoxy                    | 800            | 04,09,90                  | LHOV40JQ##19YY                        | LHOV40JQ##19TL | LHOV40JQ##19RR |           |
|                       |             | MaxRok™                  | 800            | 04,09,49,57,12            | LHMA40JB##19YY                        | LHMA40JB##19TL | LHMA40JB##19RR |           |
|                       |             | Phenolic                 | 800            | 04,09,60,48,57,12         | LPH40JB##19YY                         | LPH40JB##19TL  | LPH40JB##19RR  |           |
|                       |             | Phenolic(Straight Sided) | 1000           | 04,09,60,57,12            | LPH40TB##19YY                         | LPH40TB##19TL  | LPH40TB##19RR  |           |
|                       |             | High-Temp Phenolic       | 600            | 04,09,90                  | LHHT40JQ##19YY                        | LHHT40JQ##19TL | LHHT40JQ##19RR |           |
|                       |             | Polygon MaxRok™          | 700            | 04,09,60,48,57,12         | LHMU40J+##19YY                        | LHMU40J+##19TL | LHMU40J+##19RR | G,K       |
|                       |             | Polygon AL™              | 800            | 04,09,60,48,57,12         | LHPA40J+##19YY                        | LHPA40J+##19TL | LHPA40J+##19RR | N,R       |
|                       |             | DW-Black                 | 470            |                           | LHDW40JLT319YY                        | LHDW40JLT319TL | LHDW40JLT319RR |           |
|                       |             | DW-Red                   | 540            |                           | LHDW40JRT319YY                        | LHDW40JRT319TL | LHDW40JRT319RR |           |
|                       |             | DW-Blue                  | 960            |                           | LHDW40JBT319YY                        | LHDW40JBT319TL | LHDW40JBT319RR |           |
|                       |             | DW-Gray                  | 1000           |                           | LHDW40JGT319YY                        | LHDW40JGT319TL | LHDW40JGT319RR |           |
|                       |             | Crown DW-Red             | 540            |                           | LHDW40XRT319YY                        | LHDW40XRT319TL | LHDW40XRT319RR |           |
|                       |             | Crown DW-Blue            | 960            |                           | LHDW40XBT319YY                        | LHDW40XBT319TL | LHDW40XBT319RR |           |
|                       |             | Poly-Pro™                | 500            | 04,09,60,62,48,57,12      | LHPP40J+##19YY                        | LHPP40J+##19TL | LHPP40J+##19RR | D,K,M,U,W |
|                       |             |                          | 600            |                           | LHPP40JP4919YY                        | LHPP40JP4919TL | LHPP40JP4919RR |           |
|                       |             | Polymadic™               | 600            | 04,09,60,49,48,57,12      | LHPM40J+##19YY                        | LHPM40J+##19TL | LHPM40J+##19RR | I,M       |
|                       |             | Polygon™                 | 800            |                           | LHPU40JV6319YY                        | LHPU40JV6319TL | LHPU40JV6319RR |           |
|                       |             |                          | 800            | 04,09,60,48,57,12         | LHPU40J+##19YY                        | LHPU40J+##19TL | LHPU40J+##19RR | G,V       |
|                       |             | EnergySaver Polygon™     | 800            | 04,09,60,48,57,12         | LHSW40JU##19YY                        | LHSW40JU##19TL | LHSW40JU##19RR |           |
|                       |             | PolyFlexon™ Cast         | 700            | 04,09,60,48,57,12         | LHRP40JK##19YY                        | LHRP40JK##19TL | LHRP40JK##19RR |           |
|                       |             | PolyFlexon™              | 900            |                           | LHUA40JO6419YY                        | LHUA40JO6419TL | LHUA40JO6419RR |           |
|                       |             | Ultraflex™               | 900            |                           | LHUX40JO6319YY                        | LHUX40JO6319TL | LHUX40JO6319RR |           |
|                       |             | DuraLastomer™            | 750            | 09,60,48,57,12            | LHSU40JL##19YY                        | LHSU40JL##19TL | LHSU40JL##19RR |           |
|                       |             | Super Elastomer          | 1200           |                           | LHSX40JI6419YY                        | LHSX40JI6419TL | LHSX40JI6419RR |           |
|                       |             | ErgoLastomer™            | 1000           | 04,09,64,57,12            | LHHU40JI##19YY                        | LHHU40JI##19TL | LHHU40JI##19RR |           |
|                       |             | Semi-Steel               | 700            | 04,09,60,48,57,12         | LHSS40JS##19YY                        | LHSS40JS##19TL | LHSS40JS##19RR |           |
|                       |             | Heavy Duty Iron          | 900            | 04,09,60,48,57,12         | LHHS40JS##19YY                        | LHHS40JS##19TL | LHHS40JS##19RR |           |
|                       |             | Ductile                  | 1500           | 04,09,60,63,57,12         | LHDS40JR##19YY                        | LHDS40JR##19TL | LHDS40JR##19RR |           |
|                       |             | Solid Steel              | 2000           | 09,63, B1,B5              | LHMS40JS##19YY                        | LHMS40JS##19TL | LHMS40JS##19RR |           |
|                       |             | EnergySaver Ductile™     | 1500           | 04,60,48,09,B1,B5         | LHCD40JR##19YY                        | LHCD40JR##19TL | LHCD40JR##19RR |           |
|                       |             | Ironman™ V-Groove        | 2000           |                           | LHNV40JT4P19YY                        | LHNV40JT4P19TL | LHNV40JT4P19RR |           |
| MaxRok™ V-Groove      | 800         | 04,09,60,48,57,12        | LHNV40JT##19YY | LHNV40JT##19TL            | LHNV40JT##19RR                        |                |                |           |
| Iron V-Groove         | 600         | 04,09,60,48,57,12        | LHVG40JT##19YY | LHVG40JT##19TL            | LHVG40JT##19RR                        |                |                |           |
| Ductile V-Groove      | 1500        | 04,09,60,48,57, B1, B5   | LHDV40JT##19YY | LHDV40JT##19TL            | LHDV40JT##19RR                        |                |                |           |
| Conductive Ultraflex™ | 500         |                          | LHCX40JL6319YY | LHCX40JL6319TL            | LHCX40JL6319RR                        |                |                |           |



LH SERIES • CAPACITY 2000

| Wheel Diameter        | Tread Width | Wheel Type           | Load Cap.      | Available Bearing Options | Replace + with a desired wheel color  |                |                | +Color        |
|-----------------------|-------------|----------------------|----------------|---------------------------|---------------------------------------|----------------|----------------|---------------|
|                       |             |                      |                |                           | Replace ## with desired wheel bearing |                |                |               |
|                       |             |                      |                |                           | Swivel                                | Total Lock     | Rigid          |               |
| 5"                    | 2"          | Yoke Only            |                |                           | LHZZ50JZ8319YY                        | LHZZ50JZ8319TL | LHZZ50JZ8319RR |               |
|                       |             | Neo-Energizer™       | 550            | 04,09,60,48,57,12         | LHEN50JB##19YY                        | LHEN50JB##19TL | LHEN50JB##19RR |               |
|                       |             | Nomadic™             | 500            | 04,09,60,48,57,12         | LHNM50J+##19YY                        | LHNM50J+##19TL | LHNM50J+##19RR | A,I           |
|                       |             | Rubber on Nylon      | 450            | 04,09,60,48,57,12         | LHNR50JB##19YY                        | LHNR50JB##19TL | LHNR50JB##19RR |               |
|                       |             | Rubber on Aluminum   | 500            | 04,09,60,48,57,12         | LHRA50JB##19YY                        | LHRA50JB##19TL | LHRA50JB##19RR |               |
|                       |             | Mold-On Rubber       | 400            | 04,09,60,48,57,12         | LHRS50JB##19YY                        | LHRS50JB##19TL | LHRS50JB##19RR |               |
|                       |             | Blue Ergo™           | 400            |                           | LHBL50JL6319YY                        | LHBL50JL6319TL | LHBL50JL6319RR |               |
|                       |             | CushEndure™          | 400            |                           | LHGR50JB1919YY                        | LHGR50JB1919TL | LHGR50JB1919RR |               |
|                       |             | Thermo-Pro™          | 350            | 04,09,60,48,57,12         | LHTP50J+##19YY                        | LHTP50J+##19TL | LHTP50J+##19RR | A,I,T,X,Y,Z   |
|                       |             | Xtreme Wheel         | 250            | 03                        | LHLS50JA6219YY                        | LHLS50JA6219TL | LHLS50JA6219RR |               |
|                       |             | Polyolefin           | 650            | 04,09,60,48,57,12         | LHPO50J+##19YY                        | LHPO50J+##19TL | LHPO50J+##19RR | B,E           |
|                       |             | Nylon                | 900            | 04,09,60,48,57,12         | LHNY50JE##19YY                        | LHNY50JE##19TL | LHNY50JE##19RR |               |
|                       |             | Ironman              | 2000           | 65,73                     | LHNX50J+##19YY                        | LHNX50J+##19TL | LHNX50J+##19RR | B,I           |
|                       |             | RokHard™             | 900            | 04,09,62,57,12            | LHHI50JB##19YY                        | LHHI50JB##19TL | LHHI50JB##19RR |               |
|                       |             | BrimStone™           | 1000           | 04,09,90                  | LHGN50J+##19YY                        | LHGN50J+##19TL | LHGN50J+##19RR | B,Q           |
|                       |             | Epoxy                | 1000           | 04,09,90                  | LHOV50JQ##19YY                        | LHOV50JQ##19TL | LHOV50JQ##19RR |               |
|                       |             | MaxRok™              | 1000           | 04,09,63,49,57,12         | LHMA50JB##19YY                        | LHMA50JB##19TL | LHMA50JB##19RR |               |
|                       |             | Phenolic             | 1000           | 04,09,60,48,57,12         | LPH50JB##19YY                         | LPH50JB##19TL  | LPH50JB##19RR  |               |
|                       |             | H-Temp Phenolic      | 750            | 04,09,90                  | LHHT50JQ##19YY                        | LHHT50JQ##19TL | LHHT50JQ##19RR |               |
|                       |             | Sterollizer™         | 450            |                           | LHSL50JCB819YY                        | LHSL50JCB819TL | LHSL50JCB819RR |               |
|                       |             | Polygon MaxRok™      | 1000           | 04,09,60,63,48,57,12      | LHMU50J+##19YY                        | LHMU50J+##19TL | LHMU50J+##19RR | G,K           |
|                       |             | Polygon AL™          | 900            | 04,09,60,48,57,12         | LHPA50J+##19YY                        | LHPA50J+##19TL | LHPA50J+##19RR | N,R           |
|                       |             | Polygon-C            | 900            | 04,09,60,48,57,12         | LHPR50JL##19YY                        | LHPR50JL##19TL | LHPR50JL##19RR |               |
|                       |             | DW-Black             | 550            |                           | LHDW50JLT319YY                        | LHDW50JLT319TL | LHDW50JLT319RR |               |
|                       |             | DW-Red               | 750            |                           | LHDW50JRT319YY                        | LHDW50JRT319TL | LHDW50JRT319RR |               |
|                       |             | DW-Blue              | 1160           |                           | LHDW50JBT319YY                        | LHDW50JBT319TL | LHDW50JBT319RR |               |
|                       |             | DW-Gray              | 1200           |                           | LHDW50JGT319YY                        | LHDW50JGT319TL | LHDW50JGT319RR |               |
|                       |             | Crown DW-Red         | 750            |                           | LHDW50XRT319YY                        | LHDW50XRT319TL | LHDW50XRT319RR |               |
|                       |             | Crown DW-Blue        | 1160           |                           | LHDW50XBT319YY                        | LHDW50XBT319TL | LHDW50XBT319RR |               |
|                       |             | Poly-Pro™            | 600            | 04,09,48,60,63,57,12      | LHPP50J+##19YY                        | LHPP50J+##19TL | LHPP50J+##19RR | B,C,D,K,M,U,W |
|                       |             |                      | 700            |                           | LHPP50JP4919YY                        | LHPP50JP4919TL | LHPP50JP4919RR |               |
|                       |             | Poly-Pro™            |                |                           | LHPP50JH6319YY                        | LHPP50JH6319TL | LHPP50JH6319RR |               |
|                       |             |                      | 750            | 04,09,48,60,63,57,12      | LHPM50J+##19YY                        | LHPM50J+##19TL | LHPM50J+##19RR | I,M           |
|                       |             | Polyon™              | 1100           |                           | LHPU50JV6319YY                        | LHPU50JV6319TL | LHPU50JV6319RR |               |
|                       |             |                      | 1100           | 04,09,60,48,57,12         | LHPU50J+##19YY                        | LHPU50J+##19TL | LHPU50J+##19RR | G,V           |
|                       |             | EnergySaver Polyon™  | 1300           | 04,09,60,48,57,12         | LHSW50JU##19YY                        | LHSW50JU##19TL | LHSW50JU##19RR |               |
|                       |             | PolyFlexon™ Cast     | 800            | 04,09,60,48,57,12         | LHRP50JK##19YY                        | LHRP50JK##19TL | LHRP50JK##19RR |               |
|                       |             | PolyFlexon™          | 900            |                           | LHUA50JO6419YY                        | LHUA50JO6419TL | LHUA50JO6419RR |               |
|                       |             | Ultraflex™           | 900            |                           | LHUX50JO6419YY                        | LHUX50JO6419TL | LHUX50JO6419RR |               |
|                       |             | D-Polygon            | 900            |                           | LHUD50JL6419YY                        | LHUD50JL6419TL | LHUD50JL6419RR |               |
|                       |             | DuraLastomer™        | 900            | 09,60,48,57,12            | LHSU50JL##19YY                        | LHSU50JL##19TL | LHSU50JL##19RR |               |
|                       |             | Super Elastomer      | 1200           | 04,09,64,57,12            | LHSX50JI##19YY                        | LHSX50JI##19TL | LHSX50JI##19RR |               |
|                       |             | ErgoLastomer™        | 1400           | 04,09,64,57,12            | LHHU50JI##19YY                        | LHHU50JI##19TL | LHHU50JI##19RR |               |
|                       |             | Semi-Steel           | 1000           | 04,09,60,48,57,12         | LHSS50JS##19YY                        | LHSS50JS##19TL | LHSS50JS##19RR |               |
|                       |             | Heavy Duty Iron      | 1200           | 04,09,60,63,57,12         | LHHS50JS##19YY                        | LHHS50JS##19TL | LHHS50JS##19RR |               |
|                       |             | Ductile              | 1500           | 04,09,60,63,B1,B5         | LHDS50JR##19YY                        | LHDS50JR##19TL | LHDS50JR##19RR |               |
|                       |             | Forged Steel         | 2000           | 02,09,60,B1,B5            | LHFS50JS##19YY                        | LHFS50JS##19TL | LHFS50JS##19RR |               |
|                       |             | EnergySaver Ductile™ | 1500           | 04,09,60,48,B1,B5         | LHCD50JR##19YY                        | LHCD50JR##19TL | LHCD50JR##19RR |               |
|                       |             | Iron V-Groove        | 900            | 04,09,60,48,57,12         | LHVG50JT##19YY                        | LHVG50JT##19TL | LHVG50JT##19RR |               |
|                       |             | Conductive Nylon     | 630            | 04,09,60,48,57,12         | LHCY50JH##19YY                        | LHCY50JH##19TL | LHCY50JH##19RR |               |
| Conductive Ultraflex™ | 540         |                      | LHCX50JL6419YY | LHCX50JL6419TL            | LHCX50JL6419RR                        |                |                |               |



| Wheel Diameter        | Tread Width | Wheel Type              | Load Cap.      | Available Bearing Options | Replace + with a desired wheel color  |                |                | +Color      |
|-----------------------|-------------|-------------------------|----------------|---------------------------|---------------------------------------|----------------|----------------|-------------|
|                       |             |                         |                |                           | Replace ## with desired wheel bearing |                |                |             |
|                       |             |                         |                |                           | Swivel                                | Total Lock     | Rigid          |             |
| 6"                    | 2"          | Yoke Only               |                |                           | LHZZ60JZ8319YY                        | LHZZ60JZ8319TL | LHZZ60JZ8319RR |             |
|                       |             | Neo-Energizer™          | 600            | 04, 09,64, 57, 12         | LHEN60JB##19YY                        | LHEN60JB##19TL | LHEN60JB##19RR |             |
|                       |             | Pneumatic               | 200            |                           | LHFP60JB6019YY                        | LHFP60JB6019TL | LHFP60JB6019RR |             |
|                       |             | Foam Filled             | 200            |                           | LHFF60JB6019YY                        | LHFF60JB6019TL | LHFF60JB6019RR |             |
|                       |             | Ever-Roll™              | 200            |                           | LHER60J+6019YY                        | LHER60J+6019TL | LHER60J+6019RR | B,I         |
|                       |             | Nomadic™                | 600            | 04,09,48,60,57,12         | LHNM60J+##19YY                        | LHNM60J+##19TL | LHNM60J+##19RR | A,I         |
|                       |             | Rubber on Nylon         | 550            | 04,09,48,60,57,12         | LHNR60JB##19YY                        | LHNR60JB##19TL | LHNR60JB##19RR |             |
|                       |             | Dura Cushion™           | 350            | 04,09,63,57,12            | LHBC60J+##19YY                        | LHBC60J+##19TL | LHBC60J+##19RR | X,Z         |
|                       |             | Eco-Rubber              | 350            |                           | LHSN60JB5319YY                        | LHSN60JB5319TL | LHSN60JB5319RR |             |
|                       |             | Rubber on Aluminum      | 550            | 04,09,48,60,57,12         | LHRA60JB##19YY                        | LHRA60JB##19TL | LHRA60JB##19RR |             |
|                       |             | Mold-On Rubber          | 550            | 04,09,48,60,57,12         | LHRS60JB##19YY                        | LHRS60JB##19TL | LHRS60JB##19RR |             |
|                       |             | Supreme Rubber          | 700            | 04,09,48,60,57,12         | LHRH60JS##19YY                        | LHRH60JS##19TL | LHRH60JS##19RR |             |
|                       |             | Blue Ergo™              | 550            |                           | LHBL60JL6319YY                        | LHBL60JL6319TL | LHBL60JL6319RR |             |
|                       |             | Thermo-Pro™             | 500            | 04,09,60,63,48,57,12      | LHTP60J+##19YY                        | LHTP60J+##19TL | LHTP60J+##19RR | A,I,T,X,Y,Z |
|                       |             | Xtreme Wheel            | 350            | 04                        | LHLS60JA6219YY                        | LHLS60JA6219TL | LHLS60JA6219RR |             |
|                       |             | Polyolefin              | 700            | 04,09,60,53,P3,48,57,12   | LHPO60J+##19YY                        | LHPO60J+##19TL | LHPO60J+##19RR | B,E         |
|                       |             | Nylon                   | 1000           | 04,09,63,57,12            | LHNY60JE##19YY                        | LHNY60JE##19TL | LHNY60JE##19RR |             |
|                       |             | Ironman                 | 2000           | 65, 73                    | LHNX60JB##19YY                        | LHNX60JB##19TL | LHNX60JB##19RR |             |
|                       |             | RokHard™                | 1000           | 04,09,48,60,57,12         | LHHI60JB##19YY                        | LHHI60JB##19TL | LHHI60JB##19RR |             |
|                       |             | BrimStone™              | 1100           | 04,09,60,90               | LHGN60J+##19YY                        | LHGN60J+##19TL | LHGN60J+##19RR | B,Q         |
|                       |             | Epoxy                   | 1100           | 04,09,90                  | LHOV60JQ##19YY                        | LHOV60JQ##19TL | LHOV60JQ##19RR |             |
|                       |             | MaxRok™                 | 1200           | 04,09,63,57,12            | LHMA60JB##19YY                        | LHMA60JB##19TL | LHMA60JB##19RR |             |
|                       |             | Phenolic                | 1200           | 04,09,48,60,57,12         | LPH60JB##19YY                         | LPH60JB##19TL  | LPH60JB##19RR  |             |
|                       |             | Straight-Sided Phenolic | 1500           |                           | LPH60TB##19YY                         | LPH60TB##19TL  | LPH60TB##19RR  |             |
|                       |             | High-Temp Phenolic      | 900            | 04,09,90                  | LHHT60JQ##19YY                        | LHHT60JQ##19TL | LHHT60JQ##19RR |             |
|                       |             | Poly MaxRok™            | 1200           | 04,09,48,60,57,12         | LHMU60J+##19YY                        | LHMU60J+##19TL | LHMU60J+##19RR | G,K         |
|                       |             | Polyon AL™              | 1200           | 04,09,48,60,57,12         | LHPA60J+##19YY                        | LHPA60J+##19TL | LHPA60J+##19RR | N,R         |
|                       |             | Polyon-C                | 1200           | 04,09,48,60,57,12         | LHPR60JL##19YY                        | LHPR60JL##19TL | LHPR60JL##19RR |             |
|                       |             | DW-Black                | 700            |                           | LHDW60JLT319YY                        | LHDW60JLT319TL | LHDW60JLT319RR |             |
|                       |             | DW-Red                  | 960            |                           | LHDW60JRT319YY                        | LHDW60JRT319TL | LHDW60JRT319RR |             |
|                       |             | DW-Blue                 | 1400           |                           | LHDW60JBT319YY                        | LHDW60JBT319TL | LHDW60JBT319RR |             |
|                       |             | DW-Gray                 | 1400           |                           | LHDW60JGT319YY                        | LHDW60JGT319TL | LHDW60JGT319RR |             |
|                       |             | Crown DW-Red            | 960            |                           | LHDW60XRT319YY                        | LHDW60XRT319TL | LHDW60XRT319RR |             |
|                       |             | Crown DW-Blue           | 1400           |                           | LHDW60XBT319YY                        | LHDW60XBT319TL | LHDW60XBT319RR |             |
|                       |             | Poly-Pro™               | 720            | 04,09,48,60,63,57,12      | LHPP60J+##19YY                        | LHPP60J+##19TL | LHPP60J+##19RR | D,I,K,M,U,W |
|                       |             |                         | 900            |                           | LHPP60JP4919YY                        | LHPP60JP4919TL | LHPP60JP4919RR |             |
|                       |             | Polymadic™              | 900            | 04,09,48,60,63,57,12      | LHPP60JH6319YY                        | LHPP60JH6319TL | LHPP60JH6319RR |             |
|                       |             |                         |                |                           | LHPM60J+##19YY                        | LHPM60J+##19TL | LHPM60J+##19RR | I,M         |
|                       |             | Polyon™                 | 1200           | 04,09,48,60,57,12         | LHPU60JV6319YY                        | LHPU60JV6319TL | LHPU60JV6319RR |             |
|                       |             |                         |                |                           | LHPU60J+##19YY                        | LHPU60J+##19TL | LHPU60J+##19RR | G,V         |
|                       |             | EnergySaver Polyon™     | 1400           | 04,09,63,57,12            | LHSW60JU##19YY                        | LHSW60JU##19TL | LHSW60JU##19RR |             |
|                       |             | PolyFlexon™ Cast        | 900            | 04,09,63,57,12            | LHRP60JK##19YY                        | LHRP60JK##19TL | LHRP60JK##19RR |             |
|                       |             | PolyFlexon™             | 900            |                           | LHUA60J+6419YY                        | LHUA60J+6419TL | LHUA60J+6419RR | N,O         |
|                       |             | D-Polyon                | 1000           |                           | LHUD60JL6419YY                        | LHUD60JL6419TL | LHUD60JL6419RR |             |
|                       |             | Ultraflex™              | 1000           |                           | LHUX60JO6419YY                        | LHUX60JO6419TL | LHUX60JO6419RR |             |
|                       |             | Champion                | 1200           |                           | LHCP60JN6419YY                        | LHCP60JN6419TL | LHCP60JN6419RR |             |
|                       |             | DuraLastomer™           | 1000           | 09,48,60,57,12            | LHSU60JL##19YY                        | LHSU60JL##19TL | LHSU60JL##19RR |             |
|                       |             | Super Elastomer         | 1400           |                           | LHSX60JI6419YY                        | LHSX60JI6419TL | LHSX60JI6419RR |             |
|                       |             | ErgoLastomer™           | 1700           | 04,09,48,60,64,57,12      | LHHU60JI##19YY                        | LHHU60JI##19TL | LHHU60JI##19RR |             |
|                       |             | Titan™ Polymer          | 2000           |                           | LHPX60JO6319YY                        | LHPX60JO6319TL | LHPX60JO6319RR |             |
|                       |             | Conquer™                | 1800           |                           | LHCQ60JM6419YY                        | LHCQ60JM6419TL | LHCQ60JM6419RR |             |
|                       |             |                         | 1800           |                           | LHCQ60JL6419YY                        | LHCQ60JL6419TL | LHCQ60JL6419RR |             |
| Semi-Steel            | 1200        | 04,09,48,60,57,12       | LHSS60JS##19YY | LHSS60JS##19TL            | LHSS60JS##19RR                        |                |                |             |
| Heavy Duty Iron       | 1400        | 04,09,60,63,57,12       | LHHS60JS##19YY | LHHS60JS##19TL            | LHHS60JS##19RR                        | S=Flat Tread;  |                |             |
|                       |             | 04,09,60,48,57,12       | LHHS60JX##19YY | LHHS60JX##19TL            | LHHS60JX##19RR                        | X=Crown Tread  |                |             |
| Ductile               | 2000        | 04,09,60,73,63,B1,B5    | LHDS60JR##19YY | LHDS60JR##19TL            | LHDS60JR##19RR                        |                |                |             |
| EnergySaver Ductile™  | 2000        | 04,09,48, 60,73,B1,B5   | LHCD60JR##19YY | LHCD60JR##19TL            | LHCD60JR##19RR                        |                |                |             |
| Forged Steel          | 2000        | 04,09,73,63,B1,B5       | LHFS60JS##19YY | LHFS60JS##19TL            | LHFS60JS##19RR                        | S=Flat Tread;  |                |             |
|                       |             |                         | LHFS60JX4P19YY | LHFS60JX4P19TL            | LHFS60JX4P19RR                        | X=Crown Tread  |                |             |
| Ironman™ V-Groove     | 1000        |                         | LHNV60JT4P19YY | LHNV60JT4P19TL            | LHNV60JT4P19RR                        |                |                |             |
| Iron V-Groove         | 1000        | 04,09,48,60,57,12       | LHVG60JT##19YY | LHVG60JT##19TL            | LHVG60JT##19RR                        |                |                |             |
| Ductile V-Groove      | 1500        | 04,09,57,12,63,B1,B5    | LHDV60JT##19YY | LHDV60JT##19TL            | LHDV60JT##19RR                        |                |                |             |
| Conductive Nylon      | 700         |                         | LHCY60JI6219YY | LHCY60JI6219TL            | LHCY60JI6219RR                        |                |                |             |
| Conductive Ultraflex™ | 600         |                         | LHCX60JL6419YY | LHCX60JL6419TL            | LHCX60JL6419RR                        |                |                |             |



| Wheel Diameter        | Tread Width | Wheel Type          | Load Cap.      | Available Bearing Options  | Replace + with a desired wheel color  |                |                | +Color        |
|-----------------------|-------------|---------------------|----------------|----------------------------|---------------------------------------|----------------|----------------|---------------|
|                       |             |                     |                |                            | Replace ## with desired wheel bearing |                |                |               |
|                       |             |                     |                |                            | Swivel                                | Total Lock     | Rigid          |               |
| 8"                    | 2"          | Yoke Only           |                |                            | LHZZ80JZ8319YY                        | LHZZ80JZ8319TL | LHZZ80JZ8319RR |               |
|                       |             | Neo-Energizer™      | 600            | 04,09,64,57,12             | LHEN80JB##19YY                        | LHEN80JB##19TL | LHEN80JB##19RR |               |
|                       |             | Nomadic™            | 700            | 04,09,48,60,57,12          | LHNM80J+##19YY                        | LHNM80J+##19TL | LHNM80J+##19RR | A,I           |
|                       |             | Rubber on Nylon     | 600            | 04,09,48,60,57,12          | LHNR80JB##19YY                        | LHNR80JB##19TL | LHNR80JB##19RR |               |
|                       |             | Dura Cushion™       | 450            | 04,09,63,57,12             | LHBC80J+##19YY                        | LHBC80J+##19TL | LHBC80J+##19RR | X,Z           |
|                       |             | Eco-Rubber          | 450            | 53,P3                      | LHSN80UC##19YY                        | LHSN80UC##19TL | LHSN80UC##19RR |               |
|                       |             | Rubber on Aluminum  | 600            | 04,09,48,60,57,12          | LHRA80JB##19YY                        | LHRA80JB##19TL | LHRA80JB##19RR |               |
|                       |             | Mold-On Rubber      | 600            | 04,09,48,60,57,12          | LHRS80JB##19YY                        | LHRS80JB##19TL | LHRS80JB##19RR |               |
|                       |             | Supreme Rubber      | 810            | 04,09,63,57,12             | LHRH80JS##19YY                        | LHRH80JS##19TL | LHRH80JS##19RR |               |
|                       |             | Blue Ergo™          | 600            |                            | LHBL80JL6319YY                        | LHBL80JL6319TL | LHBL80JL6319RR |               |
|                       |             | Thermo-Pro™         | 600            | 04,09,60,63,48,57,12       | LHTP80J+##19YY                        | LHTP80J+##19TL | LHTP80J+##19RR | A,I,T,X,Y,Z   |
|                       |             | Xtreme Wheel        | 400            | 05                         | LHLS80JA6219YY                        | LHLS80JA6219TL | LHLS80JA6219RR |               |
|                       |             | Polyolefin          | 900            | 04,09,60,53,P3,48,57,90,12 | LHPO80J+##19YY                        | LHPO80J+##19TL | LHPO80J+##19RR | B,E           |
|                       |             | Nylon               | 1100           | 04,09,63,57,12             | LHNY80JE##19YY                        | LHNY80JE##19TL | LHNY80JE##19RR |               |
|                       |             | Ironman             | 2000           | 65,73                      | LHNX80JB##19YY                        | LHNX80JB##19TL | LHNX80JB##19RR |               |
|                       |             | RokHard™            | 1100           | 04,09,48,60,57,12          | LHHI80JB##19YY                        | LHHI80JB##19TL | LHHI80JB##19RR |               |
|                       |             | BrimStone™          | 1200           | 04,09,60,90                | LHGN80J+##19YY                        | LHGN80J+##19TL | LHGN80J+##19RR | B,Q           |
|                       |             | Epoxy               | 1200           | 04,09                      | LHOV80JQ##19YY                        | LHOV80JQ##19TL | LHOV80JQ##19RR |               |
|                       |             | MaxRok™             | 1400           | 04,09,49,57,12             | LHMA80JB##19YY                        | LHMA80JB##19TL | LHMA80JB##19RR |               |
|                       |             | Phenolic            | 1400           | 04,09,48,60,57,12          | LHPH80JB##19YY                        | LHPH80JB##19TL | LHPH80JB##19RR |               |
|                       |             | High-Temp Phenolic  | 1100           | 04,09,90                   | LHHT80JQ##19YY                        | LHHT80JQ##19TL | LHHT80JQ##19RR |               |
|                       |             | Poly MaxRok™        | 1400           | 04,09,48,60,57,12          | LHMU80J+##19YY                        | LHMU80J+##19TL | LHMU80J+##19RR | G,K           |
|                       |             | Polyon AL™          | 1500           | 04,09,48,60,57,12          | LHPA80J+##19YY                        | LHPA80J+##19TL | LHPA80J+##19RR | N,R           |
|                       |             | DW-Black            | 750            |                            | LHDW80JLT319YY                        | LHDW80JLT319TL | LHDW80JLT319RR |               |
|                       |             | DW-Red              | 1100           |                            | LHDW80JRT319YY                        | LHDW80JRT319TL | LHDW80JRT319RR |               |
|                       |             | DW-Blue             | 1600           |                            | LHDW80JBT319YY                        | LHDW80JBT319TL | LHDW80JBT319RR |               |
|                       |             | DW-Gray             | 1700           |                            | LHDW80JGT319YY                        | LHDW80JGT319TL | LHDW80JGT319RR |               |
|                       |             | Crown DW-Red        | 1100           |                            | LHDW80XRT319YY                        | LHDW80XRT319TL | LHDW80XRT319RR |               |
|                       |             | Crown DW-Blue       | 1600           |                            | LHDW80XBT319YY                        | LHDW80XBT319TL | LHDW80XBT319RR |               |
|                       |             | Poly-Pro™           | 810            | 04,09,48,60,63,57,12       | LHPP80J+##19YY                        | LHPP80J+##19TL | LHPP80J+##19RR | C,D,I,K,M,U,W |
|                       |             |                     | 1000           |                            | LHPP80JP4919YY                        | LHPP80JP4919TL | LHPP80JP4919RR |               |
|                       |             |                     | 1000           |                            | LHPP80JH6319YY                        | LHPP80JH6319TL | LHPP80JH6319RR |               |
|                       |             | Polymadic™          | 1000           | 04,09,48,60,63,57,12       | LHPM80J+##19YY                        | LHPM80J+##19TL | LHPM80J+##19RR | I,M           |
|                       |             | Polyon™             | 1400           |                            | LHPU80JV6319YY                        | LHPU80JV6319TL | LHPU80JV6319RR |               |
|                       |             |                     | 1400           | 04,09,48,60,57,12          | LHPU80J+##19YY                        | LHPU80J+##19TL | LHPU80J+##19RR | G,V           |
|                       |             | EnergySaver Polyon™ | 1500           | 04,09,48,60,57,12          | LHSW80JU##19YY                        | LHSW80JU##19TL | LHSW80JU##19RR |               |
|                       |             | PolyFlexon™ Cast    | 1000           |                            | LHRP80JK6319YY                        | LHRP80JK6319TL | LHRP80JK6319RR |               |
|                       |             | PolyFlexon™         | 1200           |                            | LHUA80J+6419YY                        | LHUA80J+6419TL | LHUA80J+6419RR | N,O           |
|                       |             | D-Polyon            | 1200           |                            | LHUD80JL6419YY                        | LHUD80JL6419TL | LHUD80JL6419RR |               |
|                       |             | Ultraflex™          | 1200           |                            | LHUX80JO6419YY                        | LHUX80JO6419TL | LHUX80JO6419RR |               |
|                       |             | Champion            | 1700           |                            | LHCP80JN6419YY                        | LHCP80JN6419TL | LHCP80JN6419RR |               |
|                       |             | DuraLastomer™       | 1000           | 09,48,60,57,12             | LHSU80JL##19YY                        | LHSU80JL##19TL | LHSU80JL##19RR |               |
|                       |             | Super Elastomer     | 1500           |                            | LHSX80JI6419YY                        | LHSX80JI6419TL | LHSX80JI6419RR |               |
|                       |             | ErgoLastomer™       | 2000           | 04,09,64,57,12             | LHHU80JI##19YY                        | LHHU80JI##19TL | LHHU80JI##19RR |               |
|                       |             | Titan™ Polymer      | 2000           |                            | LHPX80JO6319YY                        | LHPX80JO6319TL | LHPX80JO6319RR |               |
|                       |             | Conquer™            | 2000           |                            | LHCQ80JM6419YY                        | LHCQ80JM6419TL | LHCQ80JM6419RR |               |
|                       |             |                     | 2000           |                            | LHCQ80JL6419YY                        | LHCQ80JL6419TL | LHCQ80JL6419RR |               |
|                       |             | Semi-Steel          | 1400           | 04,09,48,60,57,12          | LHSS80JS##19YY                        | LHSS80JS##19TL | LHSS80JS##19RR |               |
|                       |             | Heavy Duty Iron     | 1600           | 04,09,48,60,57,12          | LHHS80JS##19YY                        | LHHS80JS##19TL | LHHS80JS##19RR | S=Flat Tread; |
|                       |             |                     | 1600           |                            | LHHS80JX##19YY                        | LHHS80JX##19TL | LHHS80JX##19RR | X=Crown Tread |
| Ductile               | 2000        | 04,09,48,60,B1,B5   | LHDS80JR##19YY | LHDS80JR##19TL             | LHDS80JR##19RR                        |                |                |               |
| EnergySaver Ductile™  | 2000        | 04,09,48,60,B1,B5   | LHCD80JR##19YY | LHCD80JR##19TL             | LHCD80JR##19RR                        |                |                |               |
| Forged Steel          | 2000        | 04,09,63,B5,B1      | LHFS80JS##19YY | LHFS80JS##19TL             | LHFS80JS##19RR                        | S=Flat Tread;  |                |               |
|                       | 2000        |                     | LHFS80JX4P19YY | LHFS80JX4P19TL             | LHFS80JX4P19RR                        | X=Crown Tread  |                |               |
| Ironman™ V-Groove     | 1200        |                     | LHNV80JT4P19YY | LHNV80JT4P19TL             | LHNV80JT4P19RR                        |                |                |               |
| Iron V-Groove         | 1200        | 04,09,48,60,57,12   | LHVG80JT##19YY | LHVG80JT##19TL             | LHVG80JT##19RR                        |                |                |               |
| Conductive Nylon      | 770         |                     | LHCY80JI6219YY | LHCY80JI6219TL             | LHCY80JI6219RR                        |                |                |               |
| Conductive Ultraflex™ | 700         |                     | LHCX80JL6419YY | LHCX80JL6419TL             | LHCX80JL6419RR                        |                |                |               |

\*The Ever-Roll is not designed to sit with load.

# 43/44 Medium Heavy-Duty Series - 1500LB

- Majority of this series and wheel types are NSF Listed
- Zerk grease fitting in raceway and wheel axle
- Large heat-treated double ball raceways
- 3/4" kingbolt
- Zinc plated
- 1/2" axle



|                            |                          |                                |                                     |
|----------------------------|--------------------------|--------------------------------|-------------------------------------|
| <b>A-Cam Brake (AY)</b>    | <b>Cam Brake (CY)</b>    | <b>Face Contact Brake (FY)</b> | <b>Universal Contact Brake (UF)</b> |
|                            |                          |                                |                                     |
| <b>Top Lock Brake (TY)</b> | <b>Raceway Seal (LY)</b> | <b>4-Position Lock (PY)</b>    | <b>Toe Guard (4Y)</b>               |
|                            |                          |                                |                                     |

### FASTENING PATTERNS

| Plate Code                       | Overall Size           | Bolt Hole Pattern                     | Mounting Bolt Size |
|----------------------------------|------------------------|---------------------------------------|--------------------|
| 19                               | 4-1/2" x 6-1/4"        | 2-7/16" x 4-15/16" to 3-3/8" x 5-1/4" | 1/2"               |
| Overall Height and Swivel Radius |                        |                                       |                    |
| Wheel Diameter                   | Overall Height         | Denotation Code                       | Swivel Radius      |
| 4"                               | 5-5/8" Standard        | 40                                    | 3-3/8"             |
| 5"                               | 6-1/2"                 | 50                                    | 4"                 |
| 6"                               | 7-1/2" Standard        | 60                                    | 4-3/4"             |
| 8"                               | 10-1/8"                | 80                                    | 5-3/4"             |
|                                  | 9-1/2" Optional Height | 81                                    | 5-3/4"             |
| 10"                              | 11-1/2"                | 10                                    | 7"                 |





43/44 SERIES • CAPACITY 1500

| Wheel Diameter        | Tread Width | Wheel Type               | Load Cap.      | Available Bearing Options | Replace + with a desired wheel color  |                | +Color    |
|-----------------------|-------------|--------------------------|----------------|---------------------------|---------------------------------------|----------------|-----------|
|                       |             |                          |                |                           | Replace ## with desired wheel bearing |                |           |
|                       |             |                          |                |                           | SWIVEL                                | RIGID          |           |
| 4"                    | 2"          | Yoke Only                |                |                           | 43ZZ40JZ8319YY                        | 44ZZ40JZ8319YY |           |
|                       |             | Neo-Energizer™           | 500            | 04,09,60,48,57,12         | 43EN40JB##19YY                        | 44EN40JB##19YY |           |
|                       |             | Nomadic™                 | 400            | 04,09,60,48,57,12         | 43NM40J+##19YY                        | 44NM40J+##19YY | A,I       |
|                       |             | Rubber on Nylon          | 400            | 04,09,60,48,57,12         | 43NR40JB##19YY                        | 44NR40JB##19YY |           |
|                       |             | Rubber on Aluminum       | 400            | 04,09,60,48,57,12         | 43RA40JB##19YY                        | 44RA40JB##19YY |           |
|                       |             | Low Profile Rubber       | 300            | 04,09,60,48,57,12         | 43LP40JB##19YY                        | 44LP40JB##19YY |           |
|                       |             | Mold-On Rubber           | 400            | 04,09,60,48,57,12         | 43RS40JB##19YY                        | 44RS40JB##19YY |           |
|                       |             | Blue Ergo™               | 400            |                           | 43BL40JL6319YY                        | 44BL40JL6319YY |           |
|                       |             | Thermo-Pro™              | 300            | 04,09,60,63,48,57,12      | 43TP40J+##19YY                        | 44TP40J+##19YY | A,I,T,Y   |
|                       |             | Xtreme Wheel             | 250            | 02                        | 43LS40JA6419YY                        | 44LS40JA6419YY |           |
|                       |             | Polyolefin               | 500            | 04,09,60,63,48,57,12      | 43PO40J+##19YY                        | 44PO40J+##19YY | B,E       |
|                       |             | Nylon                    | 810            | 04,09,60,48,57,12         | 43NY40JE##19YY                        | 44NY40JE##19YY |           |
|                       |             | Ironman™                 | 1500           | 04,09,60, 48,65,73,12     | 43NX40JB##19YY                        | 44NX40JB##19YY |           |
|                       |             | RokHard™                 | 800            | 04,09,62,57,12            | 43HI40JB##19YY                        | 44HI40JB##19YY |           |
|                       |             | BrimStone™               | 800            | 04,09,90                  | 43GN40J+##19YY                        | 44GN40J+##19YY | B,Q       |
|                       |             | Epoxy                    | 800            | 04,09,90                  | 43OV40JQ##19YY                        | 44OV40JQ##19YY |           |
|                       |             | MaxRok™                  | 800            | 04,09,49,57,12            | 43MA40JB##19YY                        | 44MA40JB##19YY |           |
|                       |             | Phenolic                 | 800            | 04,09,60,48,57,12         | 43PH40JB##19YY                        | 44PH40JB##19YY |           |
|                       |             | Phenolic(Straight Sided) | 1000           | 04,09,60,57,12            | 43PH40TB##19YY                        | 44PH40TB##19YY |           |
|                       |             | High-Temp Phenolic       | 600            | 04,09,90                  | 43HT40JQ##19YY                        | 44HT40JQ##19YY |           |
|                       |             | Polyon MaxRok™           | 700            | 04,09,60,48,57,12         | 43MU40J+##19YY                        | 44MU40J+##19YY | G,K       |
|                       |             | Polyon AL™               | 800            | 04,09,60,48,57,12         | 43PA40J+##19YY                        | 43PA40J+##19YY | N,R       |
|                       |             | DW-Black                 | 470            |                           | 43DW40JLT319YY                        | 44DW40JLT319YY |           |
|                       |             | DW-Red                   | 540            |                           | 43DW40JRT319YY                        | 44DW40JRT319YY |           |
|                       |             | DW-Blue                  | 960            |                           | 43DW40JBT319YY                        | 44DW40JBT319YY |           |
|                       |             | DW-Gray                  | 1000           |                           | 43DW40JGT319YY                        | 44DW40JGT319YY |           |
|                       |             | Poly-Pro™                | 500            | 04,09,60,62,48,57,12      | 43PP40J+##19YY                        | 44PP40J+##19YY | D,K,M,U,W |
|                       |             |                          | 600            |                           | 43PP40JP4919YY                        | 44PP40JP4919YY |           |
|                       |             | Polymadic™               | 600            | 04,09,60,49,48,57,12      | 43PM40J+##19YY                        | 44PM40J+##19YY | I,M       |
|                       |             | Polyon™                  | 800            |                           | 43PU40JV6319YY                        | 44PU40JV6319YY |           |
|                       |             |                          | 800            | 04,09,60,48,57,12         | 43PU40J+##19YY                        | 44PU40J+##19YY | G,V       |
|                       |             | EnergySaver Polyon™      | 800            | 04,09,60,48,57,12         | 43SW40JU##19YY                        | 44SW40JU##19YY |           |
|                       |             | PolyFlexon™ Cast         | 700            | 04,09,60,48,57,12         | 43RP40JK##19YY                        | 44RP40JK##19YY |           |
|                       |             | PolyFlexon™              | 900            |                           | 43UA40JO6419YY                        | 44UA40JO6419YY |           |
|                       |             | Ultraflex™               | 900            |                           | 43UX40JO6319YY                        | 44UX40JO6319YY |           |
|                       |             | DuraLastomer™            | 750            | 09,60,48,57,12            | 43SU40JL##19YY                        | 44SU40JL##19YY |           |
|                       |             | Super Elastomer          | 1200           |                           | 43SX40JI6419YY                        | 44SX40JI6419YY |           |
|                       |             | ErgoLastomer™            | 1000           | 04,09,64,57,12            | 43HU40JI##19YY                        | 44HU40JI##19YY |           |
|                       |             | Semi-Steel               | 700            | 04,09,60,48,57,12         | 43SS40JS##19YY                        | 44SS40JS##19YY |           |
|                       |             | Heavy Duty Iron          | 900            | 04,09,60,48,57,12         | 43HS40JS##19YY                        | 44HS40JS##19YY |           |
|                       |             | Ductile                  | 1500           | 04,09,60,63,57,12         | 43DS40JR##19YY                        | 44DS40JR##19YY |           |
|                       |             | Solid Steel              | 1500           | 09,63, B1,B5              | 43MS40JS##19YY                        | 44MS40JS##19YY |           |
| EnergySaver Ductile™  | 1500        | 04,60,48,09,B1,B5        | 43CD40JR##19YY | 44CD40JR##19YY            |                                       |                |           |
| Ironman™ V-Groove     | 1000        |                          | 43NV40JT4P19YY | 44NV40JT4P19YY            |                                       |                |           |
| MaxRok™ V-Groove      | 800         | 04,09,60,48,57,12        | 43MV40JT##19YY | 44MV40JT##19YY            |                                       |                |           |
| Iron V-Groove         | 600         | 04,09,60,48,57,12        | 43VG40JT##19YY | 44VG40JT##19YY            |                                       |                |           |
| Ductile V-Groove      | 1500        | 04,09,60,48,57, B1, B5   | 43DV40JT##19YY | 44DV40JT##19YY            |                                       |                |           |
| Conductive Ultraflex™ | 500         |                          | 43CX40JL6319YY | 44CX40JL6319YY            |                                       |                |           |
| 4"                    | 1-13/16"    | Solid Steel V-Groove     | 1500           |                           | 43SV40IT1419YY                        | 44SV40IT1419YY |           |



| Wheel Diameter        | Tread Width | Wheel Type          | Load Cap.      | Available Bearing Options | Replace + with a desired wheel color  |                | +Color        |
|-----------------------|-------------|---------------------|----------------|---------------------------|---------------------------------------|----------------|---------------|
|                       |             |                     |                |                           | Replace ## with desired wheel bearing |                |               |
|                       |             |                     |                |                           | SWIVEL                                | RIGID          |               |
| 5"                    | 2"          | Yoke Only           |                |                           | 43ZZ50JZ8319YY                        | 44ZZ50JZ8319YY |               |
|                       |             | Neo-Energizer™      | 550            | 04,09,60,48,57,12         | 43EN50JB##19YY                        | 44EN50JB##19YY |               |
|                       |             | Nomadic™            | 500            | 04,09,60,48,57,12         | 43NM50J+##19YY                        | 44NM50J+##19YY | A,I           |
|                       |             | Rubber on Nylon     | 450            | 04,09,60,48,57,12         | 43NR50JB##19YY                        | 44NR50JB##19YY |               |
|                       |             | Rubber on Aluminum  | 500            | 04,09,60,48,57,12         | 43RA50JB##19YY                        | 44RA50JB##19YY |               |
|                       |             | Mold-On Rubber      | 400            | 04,09,60,48,57,12         | 43RS50JB##19YY                        | 44RS50JB##19YY |               |
|                       |             | Blue Ergo™          | 400            |                           | 43BL50JL6319YY                        | 44BL50JL6319YY |               |
|                       |             | CushEndure™         | 400            |                           | 43GR50JB1919YY                        | 44GR50JB1919YY |               |
|                       |             | Thermo-Pro™         | 350            | 04,09,60,48,57,12         | 43TP50J+##19YY                        | 44TP50J+##19YY | A,I,T,X,Y,Z   |
|                       |             | Xtreme Wheel        | 250            | 03                        | 43LS50JA6219YY                        | 44LS50JA6219YY |               |
|                       |             | Polyolefin          | 650            | 04,09,60,48,57,12         | 43PO50J+##19YY                        | 44PO50J+##19YY | B,E           |
|                       |             | Nylon               | 900            | 04,09,60,48,57,12         | 43NY50JE##19YY                        | 44NY50JE##19YY |               |
|                       |             | Ironman             | 1500           | 65,73                     | 43NX50J+##19YY                        | 44NX50J+##19YY | B,I           |
|                       |             | RokHard™            | 900            | 04,09,60,57,12            | 43HI50JB##19YY                        | 44HI50JB##19YY |               |
|                       |             | BrimStone™          | 1000           | 04,09,90                  | 43GN50J+##19YY                        | 44GN50J+##19YY | B,Q           |
|                       |             | Epoxy               | 1000           | 04,09,90                  | 43OV50JQ##19YY                        | 44OV50JQ##19YY |               |
|                       |             | MaxRok™             | 1000           | 04,09,63,49,57,12         | 43MA50JB##19YY                        | 44MA50JB##19YY |               |
|                       |             | Phenolic            | 1000           | 04,09,60,48,57,12         | 43PH50JB##19YY                        | 44PH50JB##19YY |               |
|                       |             | HI-Temp Phenolic    | 750            | 04,09,90                  | 43HT50JQ##19YY                        | 44HT50JQ##19YY |               |
|                       |             | Sterollizer™        | 450            |                           | 43SL50JCB819YY                        | 44SL50JCB819YY |               |
|                       |             | Polygon MaxRok™     | 1000           | 04,09,60,63,48,57,12      | 43MU50J+##19YY                        | 44MU50J+##19YY | G,K           |
|                       |             | Polygon AL™         | 900            | 04,09,60,48,57,12         | 43PA50J+##19YY                        | 44PA50J+##19YY | N,R           |
|                       |             | Polygon-C           | 900            | 04,09,60,48,57,12         | 43PR50JL##19YY                        | 44PR50JL##19YY |               |
|                       |             | DW-Black            | 550            |                           | 43DW50JLT319YY                        | 44DW50JLT319YY |               |
|                       |             | DW-Red              | 750            |                           | 43DW50JRT319YY                        | 44DW50JRT319YY |               |
|                       |             | DW-Blue             | 1160           |                           | 43DW50JBT319YY                        | 44DW50JBT319YY |               |
|                       |             | DW-Gray             | 1200           |                           | 43DW50JGT319YY                        | 44DW50JGT319YY |               |
|                       |             | Poly-Pro™           | 600            | 04,09,48,60,63,57,12      | 43PP50J+##19YY                        | 44PP50J+##19YY | B,C,D,K,M,U,W |
|                       |             |                     | 700            |                           | 43PP50JP4919YY                        | 44PP50JP4919YY |               |
|                       |             |                     |                |                           | 43PP50JH6319YY                        | 44PP50JH6319YY |               |
|                       |             | Polymadic™          | 750            | 04,09,48,60,63,57,12      | 43PM50J+##19YY                        | 44PM50J+##19YY | I,M           |
|                       |             | Polyon™             | 1100           |                           | 43PU50JV6319YY                        | 44PU50JV6319YY |               |
|                       |             |                     | 1100           | 04,09,60,48,57,12         | 43PU50J+##19YY                        | 44PU50J+##19YY | G,V           |
|                       |             | EnergySaver Polyon™ | 1300           | 04,09,60,48,57,12         | 43SW50JU##19YY                        | 44SW50JU##19YY |               |
|                       |             | PolyFlexon™ Cast    | 800            | 04,09,60,48,57,12         | 43RP50JK##19YY                        | 44RP50JK##19YY |               |
|                       |             | PolyFlexon™         | 900            |                           | 43UA50JO6419YY                        | 44UA50JO6419YY |               |
|                       |             | Ultraflex™          | 900            |                           | 43UX50JO6419YY                        | 44UX50JO6419YY |               |
|                       |             | D-Polyon            | 900            |                           | 43UD50JL6419YY                        | 44UD50JL6419YY |               |
|                       |             | DuraLastomer™       | 900            | 09,60,48,57,12            | 43SU50JL##19YY                        | 44SU50JL##19YY |               |
|                       |             | Super Elastomer     | 1200           | 04,09,64,57,12            | 43SX50JI##19YY                        | 44SX50JI##19YY |               |
|                       |             | ErgoLastomer™       | 1400           | 04,09,64,57,12            | 43HU50JI##19YY                        | 44HU50JI##19YY |               |
|                       |             | Semi-Steel          | 1000           | 04,09,60,48,57,12         | 43SS50JS##19YY                        | 44SS50JS##19YY |               |
|                       |             | Heavy Duty Iron     | 1200           | 04,09,60,63,57,12         | 43HS50JS##19YY                        | 44HS50JS##19YY |               |
|                       |             | Ductile             | 1500           | 04,09,60,63,B1,B5         | 43DS50JR##19YY                        | 44DS50JR##19YY |               |
|                       |             | Forged Steel        | 1500           | 02,09,60,B1,B5            | 43FS50JS##19YY                        | 44FS50JS##19YY |               |
| EnergySaver Ductile™  | 1500        | 04,09,60,48,B1,B5   | 43CD50JR##19YY | 44CD50JR##19YY            |                                       |                |               |
| Iron V-Groove         | 900         | 04,09,60,48,57,12   | 43VG50JT##19YY | 44VG50JT##19YY            |                                       |                |               |
| Conductive Nylon      | 630         | 04,09,60,48,57,12   | 43CY50JH##19YY | 44CY50JH##19YY            |                                       |                |               |
| Conductive Ultraflex™ | 540         |                     | 43CX50JL6419YY | 44CX50JL6419YY            |                                       |                |               |



| Wheel Diameter        | Tread Width | Wheel Type              | Load Cap.      | Available Bearing Options | Replace + with a desired wheel color  |                | +Color      |
|-----------------------|-------------|-------------------------|----------------|---------------------------|---------------------------------------|----------------|-------------|
|                       |             |                         |                |                           | Replace ## with desired wheel bearing |                |             |
|                       |             |                         |                |                           | SWIVEL                                | RIGID          |             |
| 6"                    | 2"          | Yoke Only               |                |                           | 43ZZ60JZ8319YY                        | 44ZZ60JZ8319YY |             |
|                       |             | Neo-Energizer™          | 600            | 04, 09,64, 57, 12         | 43EN60JB##19YY                        | 44EN60JB##19YY |             |
|                       |             | Pneumatic               | 200            |                           | 43FP60JB6019YY                        | 44FP60JB6019YY |             |
|                       |             | Foam Filled             | 200            |                           | 43FF60JB6019YY                        | 44FF60JB6019YY |             |
|                       |             | Ever-Roll™              | 200            |                           | 43ER60J+6019YY                        | 44ER60J+6019YY | B,I         |
|                       |             | Nomadic™                | 600            | 04,09,48,60,57,12         | 43NM60J+##19YY                        | 44NM60J+##19YY | A,I         |
|                       |             | Rubber on Nylon         | 550            | 04,09,48,60,57,12         | 43NR60JB##19YY                        | 44NR60JB##19YY |             |
|                       |             | Dura Cushion™           | 350            | 04,09,63,57,12            | 43BC60J+##19YY                        | 44BC60J+##19YY | X,Z         |
|                       |             | Eco-Rubber              | 350            |                           | 43SN60JB5319YY                        | 44SN60JB5319YY |             |
|                       |             | Rubber on Aluminum      | 550            | 04,09,48,60,57,12         | 43RA60JB##19YY                        | 44RA60JB##19YY |             |
|                       |             | Mold-On Rubber          | 550            | 04,09,48,60,57,12         | 43RS60JB##19YY                        | 44RS60JB##19YY |             |
|                       |             | Supreme Rubber          | 700            | 04,09,48,60,57,12         | 43RH60JS##19YY                        | 44RH60JS##19YY |             |
|                       |             | Blue Ergo™              | 550            | 04                        | 43BL60JL6319YY                        | 44BL60JL6319YY |             |
|                       |             | Thermo-Pro™             | 500            | 04,09,60,63,48,57,12      | 43TP60J+##19YY                        | 44TP60J+##19YY | A,I,T,X,Y,Z |
|                       |             | Xtreme Wheel            | 350            | 04                        | 43LS60JA6219YY                        | 44LS60JA6219YY |             |
|                       |             | Polyolefin              | 700            | 04,09,60,53,P3,48,57,12   | 43PO60J+##19YY                        | 44PO60J+##19YY | B,E         |
|                       |             | Nylon                   | 1000           | 04,09,63,57,12            | 43NY60JE##19YY                        | 44NY60JE##19YY |             |
|                       |             | Ironman                 | 1500           | 65, 73                    | 43NX60JB##19YY                        | 44NX60JB##19YY |             |
|                       |             | RokHard™                | 1000           | 04,09,48,60,57,12         | 43HI60JB##19YY                        | 44HI60JB##19YY |             |
|                       |             | BrimStone™              | 1100           | 04,09,60,90               | 43GN60J+##19YY                        | 44GN60J+##19YY | B,Q         |
|                       |             | Epoxy                   | 1100           | 04,09,90                  | 43OV60JQ##19YY                        | 44OV60JQ##19YY |             |
|                       |             | MaxRok™                 | 1200           | 04,09,63,57,12            | 43MA60JB##19YY                        | 44MA60JB##19YY |             |
|                       |             | Phenolic                | 1200           | 04,09,48,60,57,12         | 43PH60JB##19YY                        | 44PH60JB##19YY |             |
|                       |             | Straight-Sided Phenolic | 1500           |                           | 43PH60TB##19YY                        | 44PH60TB##19YY |             |
|                       |             | High-Temp Phenolic      | 900            | 04,09,90                  | 43HT60JQ##19YY                        | 44HT60JQ##19YY |             |
|                       |             | Poly MaxRok™            | 1200           | 04,09,48,60,57,12         | 43MU60J+##19YY                        | 44MU60J+##19YY | G,K         |
|                       |             | Polygon AL™             | 1200           | 04,09,48,60,57,12         | 43PA60J+##19YY                        | 44PA60J+##19YY | N,R         |
|                       |             | Polygon-C               | 1200           | 04,09,48,60,57,12         | 43PR60JL##19YY                        | 44PR60JL##19YY |             |
|                       |             | DW-Black                | 700            |                           | 43DW60JLT319YY                        | 44DW60JLT319YY |             |
|                       |             | DW-Red                  | 960            |                           | 43DW60JRT319YY                        | 44DW60JRT319YY |             |
|                       |             | DW-Blue                 | 1440           |                           | 43DW60JBT319YY                        | 44DW60JBT319YY |             |
|                       |             | DW-Gray                 | 1440           |                           | 43DW60JGT319YY                        | 44DW60JGT319YY |             |
|                       |             | Crown DW-Red            | 960            |                           | 43DW60XRT319YY                        | 44DW60XRT319YY |             |
|                       |             | Crown DW-Blue           | 1440           |                           | 43DW60XBT319YY                        | 44DW60XBT319YY |             |
|                       |             | Poly-Pro™               | 720            | 04,09,48,60,63,57,12      | 43PP60J+##19YY                        | 44PP60J+##19YY | D,I,K,M,U,W |
|                       |             |                         | 900            |                           | 43PP60JP4919YY                        | 44PP60JP4919YY |             |
|                       |             |                         |                |                           | 43PP60JH6319YY                        | 44PP60JH6319YY |             |
|                       |             | Polymadic™              | 900            | 04,09,48,60,63,57,12      | 43PM60J+##19YY                        | 44PM60J+##19YY | I,M         |
|                       |             | Polygon™                | 1200           |                           | 43PU60JV6319YY                        | 44PU60JV6319YY |             |
|                       |             |                         |                | 04,09,48,60,57,12         | 43PU60J+##19YY                        | 44PU60J+##19YY | G,V         |
|                       |             | EnergySaver Polygon™    | 1400           | 04,09,63,57,12            | 43SW60JU##19YY                        | 44SW60JU##19YY |             |
|                       |             | PolyFlexon™ Cast        | 900            | 04,09,63,57,12            | 43RP60JK##19YY                        | 44RP60JK##19YY |             |
| PolyFlexon™           | 900         |                         | 43UA60J+6419YY | 44UA60J+6419YY            | N,O                                   |                |             |
| D-Polygon             | 1000        |                         | 43UD60JL6419YY | 44UD60JL6419YY            |                                       |                |             |
| Ultraflex™            | 1000        |                         | 43UX60JO6419YY | 44UX60JO6419YY            |                                       |                |             |
| Champion              | 1200        |                         | 43CP60JN6419YY | 44CP60JN6419YY            |                                       |                |             |
| DuraLastomer™         | 1000        | 09,48,60,57,12          | 43SU60JL##19YY | 44SU60JL##19YY            |                                       |                |             |
| Super Elastomer       | 1400        |                         | 43SX60JI6419YY | 44SX60JI6419YY            |                                       |                |             |
| ErgoLastomer™         | 1500        | 04,09,48,60,64,57,12    | 43HU60JI##19YY | 44HU60JI##19YY            |                                       |                |             |
| Titan™ Polymer        | 1500        |                         | 43PX60JO6319YY | 44PX60JO6319YY            |                                       |                |             |
| Conquer™              | 1200        |                         | 43CQ60JR6419YY | 44CQ60JR6419YY            |                                       |                |             |
|                       | 1200        |                         | 43CQ60JL6419YY | 44CQ60JL6419YY            |                                       |                |             |
| Semi-Steel            | 1200        | 04,09,48,60,57,12       | 43SS60JS##19YY | 44SS60JS##19YY            |                                       |                |             |
| Heavy Duty Iron       | 1400        | 04,09,60,63,57,12       | 43HS60JS##19YY | 44HS60JS##19YY            | S=Flat Tread;<br>X=Crown Tread        |                |             |
|                       |             | 04,09,60,48,57,12       | 43HS60JX##19YY | 44HS60JX##19YY            |                                       |                |             |
| Ductile               | 1500        | 04,09,60,73,63,B1,B5    | 43DS60JR##19YY | 44DS60JR##19YY            |                                       |                |             |
| EnergySaver Ductile™  | 1500        | 04,09,48, 60,73,B1,B5   | 43CD60JR##19YY | 44CD60JR##19YY            |                                       |                |             |
| Forged Steel          | 1500        | 04,09,73,63,B1,B5       | 43FS60JS##19YY | 44FS60JS##19YY            | S=Flat Tread;<br>X=Crown Tread        |                |             |
|                       |             |                         | 43FS60JX4P19YY | 44FS60JX4P19YY            |                                       |                |             |
| Ironman™ V-Groove     | 1000        |                         | 43NV60JT4P19YY | 44NV60JT4P19YY            |                                       |                |             |
| Iron V-Groove         | 1000        | 04,09,48,60,57,12       | 43VG60JT##19YY | 44VG60JT##19YY            |                                       |                |             |
| Ductile V-Groove      | 1500        | 04,09,57,12,63,B1,B5    | 43DV60JT##19YY | 44DV60JT##19YY            |                                       |                |             |
| Conductive Nylon      | 700         |                         | 43CY60JI6219YY | 44CY60JI6219YY            |                                       |                |             |
| Conductive Ultraflex™ | 600         |                         | 43CX60JL6419YY | 44CX60JL6419YY            |                                       |                |             |



| Wheel Diameter        | Tread Width | Wheel Type           | Load Cap.      | Available Bearing Options  | Replace + with a desired wheel color  |                | +Color        |
|-----------------------|-------------|----------------------|----------------|----------------------------|---------------------------------------|----------------|---------------|
|                       |             |                      |                |                            | Replace ## with desired wheel bearing |                |               |
|                       |             |                      |                |                            | SWIVEL                                | RIGID          |               |
| 6"                    | 1-13/16"    | Solid Steel V-Groove | 1500           |                            | 43SV60IT1419YY                        | 44SV60IT1419YY |               |
| 6"                    | 2.5"        | Yoke Only            |                |                            | 43ZZ60KZ8319YY                        | 44ZZ60KZ8319YY |               |
|                       |             | Mold-On Rubber       | 700            |                            | 43RS60KB0619YY                        | 44RS60KB0619YY |               |
|                       |             | Phenolic             | 1400           |                            | 43PH60KB0619YY                        | 44PH60KB0619YY |               |
|                       |             | Polyon™              | 1500           |                            | 43PU60KV0619YY                        | 44PU60KV0619YY |               |
|                       |             | Semi-Steel           | 1500           |                            | 43SS60KS0619YY                        | 44SS60KS0619YY |               |
| 8"                    | 2"          | Yoke Only            |                |                            | 43ZZ80JZ8319YY                        | 44ZZ80JZ8319YY |               |
|                       |             | Neo-Energizer™       | 600            | 04,09,64,57,12             | 43EN80JB##19YY                        | 44EN80JB##19YY |               |
|                       |             | Nomadic™             | 700            | 04,09,48,60,57,12          | 43NM80J+##19YY                        | 44NM80J+##19YY | A,I           |
|                       |             | Rubber on Nylon      | 600            | 04,09,48,60,57,12          | 43NR80JB##19YY                        | 44NR80JB##19YY |               |
|                       |             | Dura Cushion™        | 450            | 04,09,63,57,12             | 43BC80J+##19YY                        | 44BC80J+##19YY | X,Z           |
|                       |             | Eco-Rubber           | 450            | 53,P3                      | 43SN80UC##19YY                        | 44SN80UC##19YY |               |
|                       |             | Rubber on Aluminum   | 600            | 04,09,48,60,57,12          | 43RA80JB##19YY                        | 44RA80JB##19YY |               |
|                       |             | Mold-On Rubber       | 600            | 04,09,48,60,57,12          | 43RS80JB##19YY                        | 44RS80JB##19YY |               |
|                       |             | Supreme Rubber       | 810            | 04,09,63,57,12             | 43RH80JS##19YY                        | 44RH80JS##19YY |               |
|                       |             | Blue Ergo™           | 600            |                            | 43BL80JL6319YY                        | 44BL80JL6319YY |               |
|                       |             | Thermo-Pro™          | 600            | 04,09,60,63,48,57,12       | 43TP80J+##19YY                        | 44TP80J+##19YY | A,I,T,X,Y,Z   |
|                       |             | Xtreme Wheel         | 400            |                            | 43LS80JA6219YY                        | 44LS80JA6219YY |               |
|                       |             | Polyolefin           | 900            | 04,09,60,53,P3,48,57,90,12 | 43PO80J+##19YY                        | 44PO80J+##19YY | B,E           |
|                       |             | Nylon                | 1100           | 04,09,63,57,12             | 43NY80JE##19YY                        | 44NY80JE##19YY |               |
|                       |             | Ironman              | 1500           | 65,73                      | 43NX80JB##19YY                        | 44NX80JB##19YY |               |
|                       |             | RokHard™             | 1100           | 04,09,48,60,57,12          | 43HI80JB##19YY                        | 44HI80JB##19YY |               |
|                       |             | BrimStone™           | 1200           | 04,09,60,90                | 43GN80J+##19YY                        | 44GN80J+##19YY | B,Q           |
|                       |             | Epoxy                | 1200           | 04,09                      | 43OV80JQ##19YY                        | 44OV80JQ##19YY |               |
|                       |             | MaxRok™              | 1400           | 04,09,49,57,12             | 43MA80JB##19YY                        | 44MA80JB##19YY |               |
|                       |             | Phenolic             | 1400           | 04,09,48,60,57,12          | 43PH80JB##19YY                        | 44PH80JB##19YY |               |
|                       |             | High-Temp Phenolic   | 1100           | 04,09,90                   | 43HT80JQ##19YY                        | 44HT80JQ##19YY |               |
|                       |             | Poly MaxRok™         | 1400           | 04,09,48,60,57,12          | 43MU80J+##19YY                        | 44MU80J+##19YY | G,K           |
|                       |             | Polyon AL™           | 1500           | 04,09,48,60,57,12          | 43PA80J+##19YY                        | 44PA80J+##19YY | N,R           |
|                       |             | DW-Black             | 750            |                            | 43DW80JLT319YY                        | 44DW80JLT319YY |               |
|                       |             | DW-Red               | 1100           |                            | 43DW80JRT319YY                        | 44DW80JRT319YY |               |
|                       |             | DW-Blue              | 1500           |                            | 43DW80JBT319YY                        | 44DW80JBT319YY |               |
|                       |             | DW-Gray              | 1500           |                            | 43DW80JGT319YY                        | 44DW80JGT319YY |               |
|                       |             | Crown DW-Red         | 1100           |                            | 43DW80XRT319YY                        | 44DW80XRT319YY |               |
|                       |             | Crown DW-Blue        | 1500           |                            | 43DW80XBT319YY                        | 44DW80XBT319YY |               |
|                       |             | Poly-Pro™            | 810            | 04,09,48,60,63,57,12       | 43PP80J+##19YY                        | 44PP80J+##19YY | C,D,I,K,M,U,W |
|                       |             |                      | 1000           |                            | 43PP80JP4919YY                        | 44PP80JP4919YY |               |
|                       |             |                      | 1000           |                            | 43PP80JH6319YY                        | 44PP80JH6319YY |               |
|                       |             | Polymadic™           | 1000           | 04,09,48,60,63,57,12       | 43PM80J+##19YY                        | 44PM80J+##19YY | I,M           |
|                       |             | Polyon™              | 1400           |                            | 43PU80JV6319YY                        | 44PU80JV6319YY |               |
|                       |             |                      |                | 04,09,48,60,57,12          | 43PU80J+##19YY                        | 44PU80J+##19YY | G,V           |
|                       |             | EnergySaver Polyon™  | 1500           | 04,09,48,60,57,12          | 43SW80JU##19YY                        | 44SW80JU##19YY |               |
|                       |             | PolyFlexon™ Cast     | 1000           |                            | 43RP80JK6319YY                        | 44RP80JK6319YY |               |
|                       |             | PolyFlexon™          | 1200           |                            | 43UA80J+6419YY                        | 44UA80J+6419YY | N,O           |
|                       |             | D-Polyon             | 1200           |                            | 43UD80JL6419YY                        | 44UD80JL6419YY |               |
|                       |             | Ultraflex™           | 1200           |                            | 43UX80JO6419YY                        | 44UX80JO6419YY |               |
|                       |             | Champion             | 1500           |                            | 43CP80JN6419YY                        | 44CP80JN6419YY |               |
|                       |             | DuraLastomer™        | 1000           | 09,48,60,57,12             | 43SU80JL##19YY                        | 44SU80JL##19YY |               |
|                       |             | Super Elastomer      | 1500           |                            | 43SX80JI6419YY                        | 44SX80JI6419YY |               |
|                       |             | ErgoLastomer™        | 1500           | 04,09,64,57,12             | 43HU80JI##19YY                        | 44HU80JI##19YY |               |
|                       |             | Titan™ Polymer       | 1500           |                            | 43PX80JO6319YY                        | 44PX80JO6319YY |               |
|                       |             | Conquer™             | 1500           |                            | 43CQ80JM6419YY                        | 44CQ80JM6419YY |               |
|                       |             |                      | 1500           |                            | 43CQ80JL6419YY                        | 44CQ80JL6419YY |               |
|                       |             | Semi-Steel           | 1400           | 04,09,48,60,57,12          | 43SS80JS##19YY                        | 44SS80JS##19YY |               |
|                       |             | Heavy Duty Iron      | 1500           | 04,09,48,60,57,12          | 43HS80JS##19YY                        | 44HS80JS##19YY | S=Flat Tread; |
|                       |             |                      |                | 04,09,48,60,57,12          | 43HS80JX##19YY                        | 44HS80JX##19YY | X=Crown Tread |
| Ductile               | 1500        | 04,09,48,60,B1,B5    | 43DS80JR##19YY | 44DS80JR##19YY             |                                       |                |               |
| EnergySaver Ductile™  | 1500        | 04,09,48,60,B1,B5    | 43CD80JR##19YY | 44CD80JR##19YY             |                                       |                |               |
| Forged Steel          | 1500        | 04,09,63,B1,B5       | 43FS80JS##19YY | 44FS80JS##19YY             | S=Flat Tread;                         |                |               |
|                       |             |                      | 43FS80JX4P19YY | 44FS80JX4P19YY             | X=Crown Tread                         |                |               |
| Ironman™ V-Groove     | 1500        |                      | 43NV80JT4P19YY | 44NV80JT4P19YY             |                                       |                |               |
| Iron V-Groove         | 1200        | 04,09,48,60,57,12    | 43VG80JT##19YY | 44VG80JT##19YY             |                                       |                |               |
| Conductive Nylon      | 770         |                      | 43CY80JI6219YY | 44CY80JI6219YY             |                                       |                |               |
| Conductive Ultraflex™ | 700         |                      | 43CX80JL6419YY | 44CX80JL6419YY             |                                       |                |               |



| Wheel Diameter        | Tread Width | Wheel Type          | Load Cap.      | Available Bearing Options  | Replace + with a desired wheel color  |                | +Color        |
|-----------------------|-------------|---------------------|----------------|----------------------------|---------------------------------------|----------------|---------------|
|                       |             |                     |                |                            | Replace ## with desired wheel bearing |                |               |
|                       |             |                     |                |                            | SWIVEL                                | RIGID          |               |
| 8"                    | 2"          | Yoke Only           |                |                            | 43ZZ81JZ8319YY                        | 44ZZ81JZ8319YY |               |
|                       |             | Neo-Energizer™      | 600            | 04,09,64,57,12             | 43EN81JB##19YY                        | 44EN81JB##19YY |               |
|                       |             | Nomadic™            | 700            | 04,09,48,60,57,12          | 43NM81J+##19YY                        | 44NM81J+##19YY | A,I           |
|                       |             | Rubber on Nylon     | 600            | 04,09,48,60,57,12          | 43NR81JB##19YY                        | 44NR81JB##19YY |               |
|                       |             | Dura Cushion™       | 450            | 04,09,63,57,12             | 43BC81J+##19YY                        | 44BC81J+##19YY | X,Z           |
|                       |             | Eco-Rubber          | 450            | 53,P3                      | 43SN81UC##19YY                        | 44SN81UC##19YY |               |
|                       |             | Rubber on Aluminum  | 600            | 04,09,48,60,57,12          | 43RA81JB##19YY                        | 44RA81JB##19YY |               |
|                       |             | Mold-On Rubber      | 600            | 04,09,48,60,57,12          | 43RS81JB##19YY                        | 44RS81JB##19YY |               |
|                       |             | Supreme Rubber      | 810            | 04,09,63,57,12             | 43RH81JS##19YY                        | 44RH81JS##19YY |               |
|                       |             | Blue Ergo™          | 600            |                            | 43BL81JL6319YY                        | 44BL81JL6319YY |               |
|                       |             | Thermo-Pro™         | 600            | 04,09,60,63,48,57,12       | 43TP81J+##19YY                        | 44TP81J+##19YY | A,I,T,X,Y,Z   |
|                       |             | Polyolefin          | 900            | 04,09,60,53,P3,48,57,90,12 | 43PO81J+##19YY                        | 44PO81J+##19YY | B,E           |
|                       |             | Nylon               | 1100           | 04,09,63,57,12             | 43NY81JE##19YY                        | 44NY81JE##19YY |               |
|                       |             | Ironman             | 1500           | 65,73                      | 43NX81JB##19YY                        | 44NX81JB##19YY |               |
|                       |             | RokHard™            | 1100           | 04,09,48,60,57,12          | 43HI81JB##19YY                        | 44HI81JB##19YY |               |
|                       |             | BrimStone™          | 1200           | 04,09,60,90                | 43GN81J+##19YY                        | 44GN81J+##19YY | B,Q           |
|                       |             | Epoxy               | 1200           | 04,09                      | 43OV81JQ##19YY                        | 44OV81JQ##19YY |               |
|                       |             | MaxRok™             | 1400           | 04,09,49,57,12             | 43MA81JB##19YY                        | 44MA81JB##19YY |               |
|                       |             | Phenolic            | 1400           | 04,09,48,60,57,12          | 43PH81JB##19YY                        | 44PH81JB##19YY |               |
|                       |             | High-Temp Phenolic  | 1100           | 04,09,90                   | 43HT81JQ##19YY                        | 44HT81JQ##19YY |               |
|                       |             | Poly MaxRok™        | 1400           | 04,09,48,60,57,12          | 43MU81J+##19YY                        | 44MU81J+##19YY | G,K           |
|                       |             | Polygon AL™         | 1500           | 04,09,48,60,57,12          | 43PA81J+##19YY                        | 44PA81J+##19YY | N,R           |
|                       |             | DW-Black            | 750            |                            | 43DW81JLT319YY                        | 44DW81JLT319YY |               |
|                       |             | DW-Red              | 1100           |                            | 43DW81JRT319YY                        | 44DW81JRT319YY |               |
|                       |             | DW-Blue             | 1500           |                            | 43DW81JBT319YY                        | 44DW81JBT319YY |               |
|                       |             | DW-Gray             | 1500           |                            | 43DW81JGT319YY                        | 44DW81JGT319YY |               |
|                       |             | Crown DW-Red        | 1100           |                            | 43DW81XRT319YY                        | 44DW81XRT319YY |               |
|                       |             | Crown DW-Blue       | 1500           |                            | 43DW81XBT319YY                        | 44DW81XBT319YY |               |
|                       |             | Poly-Pro™           | 810            | 04,09,48,60,63,57,12       | 43PP81J+##19YY                        | 44PP81J+##19YY | C,D,I,K,M,U,W |
|                       |             |                     | 1000           |                            | 43PP81JP4919YY                        | 44PP81JP4919YY |               |
|                       |             | Polymadic™          | 1000           |                            | 43PP81JH6319YY                        | 44PP81JH6319YY |               |
|                       |             |                     | 1000           | 04,09,48,60,63,57,12       | 43PM81J+##19YY                        | 44PM81J+##19YY | I,M           |
|                       |             | Polyon™             | 1400           |                            | 43PU81JV6319YY                        | 44PU81JV6319YY |               |
|                       |             |                     | 1400           | 04,09,48,60,57,12          | 43PU81J+##19YY                        | 44PU81J+##19YY | G,V           |
|                       |             | EnergySaver Polyon™ | 1500           | 04,09,48,60,57,12          | 43SW81JU##19YY                        | 44SW81JU##19YY |               |
|                       |             | PolyFlexon™ Cast    | 1000           |                            | 43RP81JK6319YY                        | 44RP81JK6319YY |               |
|                       |             | PolyFlexon™         | 1200           |                            | 43UA81J+6419YY                        | 44UA81J+6419YY | N,O           |
|                       |             | D-Polyon            | 1200           |                            | 43UD81JL6419YY                        | 44UD81JL6419YY |               |
|                       |             | Ultraflex™          | 1200           |                            | 43UX81JO6419YY                        | 44UX81JO6419YY |               |
|                       |             | Champion            | 1500           |                            | 43CP81JN6419YY                        | 44CP81JN6419YY |               |
| DuraLastomer™         | 1000        | 09,48,60,57,12      | 43SU81JL##19YY | 44SU81JL##19YY             |                                       |                |               |
| Super Elastomer       | 1500        |                     | 43SX81JI6419YY | 44SX81JI6419YY             |                                       |                |               |
| ErgoLastomer™         | 1500        | 04,09,64,57,12      | 43HU81JI##19YY | 44HU81JI##19YY             |                                       |                |               |
| Titan™ Polymer        | 1500        |                     | 43PX81JO6319YY | 44PX81JO6319YY             |                                       |                |               |
| Conquer™              | 1500        |                     | 43CQ81JM6419YY | 44CQ81JM6419YY             |                                       |                |               |
|                       | 1500        |                     | 43CQ81JL6419YY | 44CQ81JL6419YY             |                                       |                |               |
| Semi-Steel            | 1400        | 04,09,48,60,57,12   | 43SS81JS##19YY | 44SS81JS##19YY             |                                       |                |               |
| Heavy Duty Iron       | 1500        | 04,09,48,60,57,12   | 43HS81JS##19YY | 44HS81JS##19YY             | S=Flat Tread;                         |                |               |
|                       | 1500        | 04,09,48,60,57,12   | 43HS81JX##19YY | 44HS81JX##19YY             | X=Crown Tread                         |                |               |
| Ductile               | 1500        | 04,09,48,60,B1,B5   | 43DS81JR##19YY | 44DS81JR##19YY             |                                       |                |               |
| EnergySaver Ductile™  | 1500        | 04,09,48,60,B1,B5   | 43CD81JR##19YY | 44CD81JR##19YY             |                                       |                |               |
| Forged Steel          | 1500        | 04,09,63,B5,B1      | 43FS81JS##19YY | 44FS81JS##19YY             | S=Flat Tread;                         |                |               |
|                       | 1500        |                     | 43FS81JX4P19YY | 44FS81JX4P19YY             | X=Crown Tread                         |                |               |
| Ironman™ V-Groove     | 1500        |                     | 43NV81JT4P19YY | 44NV81JT4P19YY             |                                       |                |               |
| Iron V-Groove         | 1200        | 04,09,48,60,57,12   | 43VG81JT##19YY | 44VG81JT##19YY             |                                       |                |               |
| Conductive Nylon      | 770         |                     | 43CY81JI6219YY | 44CY81JI6219YY             |                                       |                |               |
| Conductive Ultraflex™ | 700         |                     | 43CX81JL6419YY | 44CX81JL6419YY             |                                       |                |               |
| 8"                    | 2-1/2"      | Yoke Only           |                |                            | 43ZZ80KZ8319YY                        | 44ZZ80KZ8319YY |               |
|                       |             | Mold-On Rubber      | 800            |                            | 43RS80KB0619YY                        | 44RS80KB0619YY |               |
|                       |             | Neo-Energizer™      | 1400           | 23                         | 43EN80KB2D19YY                        | 44EN80KB2D19YY |               |
|                       |             | Phenolic            | 1500           |                            | 43PH80KB0619YY                        | 44PH80KB0619YY |               |
|                       |             | Polyon™             | 1500           |                            | 43PU80KV0619YY                        | 44PU80KV0619YY |               |
| Semi-Steel            | 1500        |                     | 43SS80KS0619YY | 44SS80KS0619YY             |                                       |                |               |
| 10"                   | 2-1/2"      | Yoke Only           |                |                            | 43ZZ10KZ8319YY                        | 44ZZ10KZ8319YY |               |
|                       |             | Mold-On Rubber      | 1000           |                            | 43RS10KB0619YY                        | 44RS10KB0619YY |               |
|                       |             | Phenolic            | 1500           |                            | 43PH10KB0619YY                        | 44PH10KB0619YY |               |
|                       |             | Polyon™             | 1500           |                            | 43PU10KV0619YY                        | 44PU10KV0619YY |               |
|                       |             | Semi-Steel          | 1500           |                            | 43SS10KS0619YY                        | 44SS10KS0619YY |               |

\*The Ever-Roll is not designed to sit with load.



# 51/52 - Momentum™ Precision Tapered Bearing Raceway Series - 2000lb

- Lower raceway thrust bearing is a tapered roller bearing providing exceptionally smooth and easy swiveling action to counteract radial thrust
- 3-1/4" diameter raceway is precisely machine and hardened, loaded with 7/16" hardened ball bearings
- 1/4" thick legs are double welded
- Grease fitting on raceway and axle
- Constructed from ASTM1045 steel
- 3/4" integrally forged kingpin
- Zinc plated finish
- 1/2" axle



51DW80JRT319YY



51HU80JI7419-0F0000



51/52 SERIES • CAPACITY 2000

|                         |                          |                                |
|-------------------------|--------------------------|--------------------------------|
| <b>A-Cam Brake (AY)</b> | <b>Cam Brake (CY)</b>    | <b>4-Position Lock (PY)</b>    |
|                         |                          |                                |
| <b>Toe Guard (4Y)</b>   | <b>Thread Guard (GY)</b> | <b>Face Contact Brake (FY)</b> |
|                         |                          |                                |

### FASTENING PATTERNS

| Plate Code                       | Overall Size    | Bolt Hole Pattern                     | Mounting Bolt Size |
|----------------------------------|-----------------|---------------------------------------|--------------------|
| 19                               | 4-1/2" x 6-1/4" | 2-7/16" X 4-15/16" TO 3-3/8" X 5-1/4" | 1/2"               |
| Overall Height and Swivel Radius |                 |                                       |                    |
| Wheel Diameter                   | Overall Height  | Denotation Code                       | Swivel Radius      |
| 4"                               | 5-5/8"          | 40                                    | 3-9/16"            |
| 5"                               | 6-1/2"          | 50                                    | 4-1/2"             |
| 6"                               | 7-1/2"          | 60                                    | 5-3/16"            |
| 8"                               | 10-1/8"         | 80                                    | 6-3/8"             |
|                                  | 9-1/8"          | 81                                    | 6-3/8"             |
| 10"                              | 11-1/2"         | 10                                    | 7-1/4"             |



| Wheel Diameter       | Tread Width | Wheel Type              | Load Cap.      | Available Bearing Options | Replace + with desired wheel color    |                | +Color |
|----------------------|-------------|-------------------------|----------------|---------------------------|---------------------------------------|----------------|--------|
|                      |             |                         |                |                           | Replace ## with desired wheel bearing |                |        |
|                      |             |                         |                |                           | Swilve                                | Rigid          |        |
| 4"                   | 2"          | Yoke Only               |                |                           | 51ZZ40JZ8319YY                        | 52ZZ40JZ8319YY |        |
|                      |             | Neo-Energizer™          | 500            | 04,09,60,48,57,12         | 51EN40JB##19YY                        | 52EN40JB##19YY |        |
|                      |             | Mold-On Rubber          | 400            | 04,09,60,48,57,12         | 51RS40JB##19YY                        | 52RS40JB##19YY |        |
|                      |             | Phenolic                | 800            | 04,09,60,48,57,12         | 51PH40JB##19YY                        | 52PH40JB##19YY |        |
|                      |             | Phenolic Straight Sided | 1000           | 04,09,60,57,12            | 51PH40TB##19YY                        | 52PH40TB##19YY |        |
|                      |             | High-Temp Phenolic      | 600            | 04,09,90                  | 51HT40JQ##19YY                        | 52HT40JQ##19YY |        |
|                      |             | Polyon AL™              | 800            | 04,09,60,48,57,12         | 51PA40J+##19YY                        | 52PA40J+##19YY | N,R    |
|                      |             | DW-Black                | 470            |                           | 51DW40JLT319YY                        | 52DW40JLT319YY |        |
|                      |             | DW-Red                  | 540            |                           | 51DW40JRT319YY                        | 52DW40JRT319YY |        |
|                      |             | DW-Blue                 | 960            |                           | 51DW40JBT319YY                        | 52DW40JBT319YY |        |
|                      |             | DW-Gray                 | 1000           |                           | 51DW40JGT319YY                        | 52DW40JGT319YY |        |
|                      |             | Crown DW-Red            | 540            |                           | 51DW40XRT319YY                        | 52DW40XRT319YY |        |
|                      |             | Crown DW-Blue           | 960            |                           | 51DW40XBT319YY                        | 52DW40XBT319YY |        |
|                      |             | Polyon™                 | 800            |                           | 51PU40JV6319YY                        | 52PU40JV6319YY |        |
|                      |             |                         | 800            | 04,09,60,48,57,12         | 51PU40J+##19YY                        | 52PU40J+##19YY | G,V    |
|                      |             | EnergySaver Polyon™     | 800            | 04,09,60,48,57,12         | 51SW40JU##19YY                        | 52SW40JU##19YY |        |
|                      |             | PolyFlexon™ Cast        | 700            | 04,09,60,48,57,12         | 51RP40JK##19YY                        | 52RP40JK##19YY |        |
|                      |             | PolyFlexon™             | 900            |                           | 51UA40JO6419YY                        | 52UA40JO6419YY |        |
|                      |             | Ultraflex™              | 900            |                           | 51UX40JO6319YY                        | 52UX40JO6319YY |        |
|                      |             | DuraLastomer™           | 750            | 09,60,48,57,12            | 51SU40JL##19YY                        | 52SU40JL##19YY |        |
|                      |             | Super Elastomer         | 1200           |                           | 51SX40JI6419YY                        | 52SX40JI6419YY |        |
|                      |             | ErgoLastomer™           | 1000           | 04,09,64,57,12            | 51HU40JI##19YY                        | 52HU40JI##19YY |        |
|                      |             | Semi-Steel              | 700            | 04,09,60,48,57,12         | 51SS40JS##19YY                        | 52SS40JS##19YY |        |
|                      |             | Heavy Duty Iron         | 900            | 04,09,60,48,57,12         | 51HS40JS##19YY                        | 52HS40JS##19YY |        |
|                      |             | Ductile                 | 1500           | 04,09,60,63,57,12         | 51DS40JR##19YY                        | 52DS40JR##19YY |        |
|                      |             | Solid Steel             | 2000           | 09,63, B1,B5              | 51MS40JS##19YY                        | 52MS40JS##19YY |        |
|                      |             | EnergySaver Ductile™    | 1500           | 04,60,48,09,B1,B5         | 51CD40JR##19YY                        | 52CD40JR##19YY |        |
|                      |             | Ironman™                | 2000           |                           | 51NX40J+4P19YY                        | 52NX40J+4P19YY | B,I    |
|                      | 2000        | 04, 09                  | 51NX40J+##19YY | 52NX40J+##19YY            |                                       |                |        |
| Ironman™ V-Groove    | 2000        |                         | 51NV40JT4P19YY | 52NV40JT4P19YY            |                                       |                |        |
| Iron V-Groove        | 600         | 04,09,60,48,57,12       | 51VG40JT##19YY | 52VG40JT##19YY            |                                       |                |        |
| Ductile V-Groove     | 1500        | 04,09,60,48,57, B1, B5  | 51DV40JT##19YY | 52DV40JT##19YY            |                                       |                |        |
| 5"                   | 2"          | Yoke Only               |                |                           | 51ZZ50JZ8319YY                        | 52ZZ50JZ8319YY |        |
|                      |             | Neo-Energizer™          | 550            | 04,09,60,48,57,12         | 51EN50JB##19YY                        | 52EN50JB##19YY |        |
|                      |             | Mold-On Rubber          | 400            | 04,09,60,48,57,12         | 51RS50JB##19YY                        | 52RS50JB##19YY |        |
|                      |             | Phenolic                | 1000           | 04,09,60,48,57,12         | 51PH50JB##19YY                        | 52PH50JB##19YY |        |
|                      |             | High-Temp Phenolic      | 750            | 04,09,90                  | 51HT50JQ##19YY                        | 52HT50JQ##19YY |        |
|                      |             | Polyon AL™              | 900            | 04,09,60,48,57,12         | 51PA50J+##19YY                        | 52PA50J+##19YY | N,R    |
|                      |             | Polyon-C                | 900            | 04,09,60,48,57,12         | 51PR50JL##19YY                        | 52PR50JL##19YY |        |
|                      |             | DW-Black                | 550            |                           | 51DW50JLT319YY                        | 52DW50JLT319YY |        |
|                      |             | DW-Red                  | 750            |                           | 51DW50JRT319YY                        | 52DW50JRT319YY |        |
|                      |             | DW-Blue                 | 1160           |                           | 51DW50JBT319YY                        | 52DW50JBT319YY |        |
|                      |             | DW-Gray                 | 1200           |                           | 51DW50JGT319YY                        | 52DW50JGT319YY |        |
|                      |             | Crown DW-Red            | 750            |                           | 51DW50XRT319YY                        | 52DW50XRT319YY |        |
|                      |             | Crown DW-Blue           | 1160           |                           | 51DW50XBT319YY                        | 52DW50XBT319YY |        |
|                      |             | Polyon™                 | 1100           |                           | 51PU50JV6319YY                        | 52PU50JV6319YY |        |
|                      |             |                         | 1100           | 04,09,60,48,57,12         | 51PU50J+##19YY                        | 52PU50J+##19YY | G,V    |
|                      |             | EnergySaver Polyon™     | 1300           | 04,09,60,48,57,12         | 51SW50JU##19YY                        | 52SW50JU##19YY |        |
|                      |             | PolyFlexon™ Cast        | 800            | 04,09,60,48,57,12         | 51RP50JK##19YY                        | 52RP50JK##19YY |        |
|                      |             | PolyFlexon™             | 900            |                           | 51UA50JO6419YY                        | 52UA50JO6419YY |        |
|                      |             | Ultraflex™              | 900            |                           | 51UX50JO6419YY                        | 52UX50JO6419YY |        |
|                      |             | D-Polyon                | 900            |                           | 51UD50JL6419YY                        | 52UD50JL6419YY |        |
|                      |             | DuraLastomer™           | 900            | 09,60,48,57,12            | 51SU50JL##19YY                        | 52SU50JL##19YY |        |
|                      |             | Super Elastomer         | 1200           | 04,09,64,57,12            | 51SX50JI##19YY                        | 52SX50JI##19YY |        |
|                      |             | ErgoLastomer™           | 1250           | 04,09,64,57,12            | 51HU50JI##19YY                        | 52HU50JI##19YY |        |
|                      |             | Ironman™                | 2000           |                           | 51NX50J+4P19YY                        | 52NX50J+4P19YY | B,I    |
|                      |             |                         | 2000           | 04, 09                    | 51NX50JB##19YY                        | 52NX50JB##19YY |        |
|                      |             | Semi-Steel              | 1000           | 04,09,60,48,57,12         | 51SS50JS##19YY                        | 52SS50JS##19YY |        |
|                      |             | Heavy Duty Iron         | 1200           | 04,09,60,63,57,12         | 51HS50JS##19YY                        | 52HS50JS##19YY |        |
|                      |             | Ductile                 | 2000           | 04,09,60,63,B1,B5         | 51DS50JR##19YY                        | 52DS50JR##19YY |        |
| Forged Steel         | 2000        | 04,09,60,B1,B5          | 51FS50JS##19YY | 52FS50JS##19YY            |                                       |                |        |
| EnergySaver Ductile™ | 2000        | 04,09,60,48,B1,B5       | 51CD50JR##19YY | 52CD50JR##19YY            |                                       |                |        |
| Iron V-Groove        | 900         | 04,09,60,48,57,12       | 51VG50JT##19YY | 52VG50JT##19YY            |                                       |                |        |



| Wheel Diameter       | Tread Width | Wheel Type              | Load Cap.      | Available Bearing Options | Replace + with desired wheel color    |                | +Color                         |
|----------------------|-------------|-------------------------|----------------|---------------------------|---------------------------------------|----------------|--------------------------------|
|                      |             |                         |                |                           | Replace ## with desired wheel bearing |                |                                |
|                      |             |                         |                |                           | Swilve                                | Rigid          |                                |
| 6"                   | 2"          | Yoke Only               |                |                           | 51ZZ60JZ8319YY                        | 52ZZ60JZ8319YY |                                |
|                      |             | Neo-Energizer™          | 600            | 04, 09,64, 57, 12         | 51EN60JB##19YY                        | 52EN60JB##19YY |                                |
|                      |             | Mold-On Rubber          | 550            | 04,09,48,60,57,12         | 51RS60JB##19YY                        | 52RS60JB##19YY |                                |
|                      |             | Supreme Rubber          | 700            | 04,09,48,60,57,12         | 51RH60JS##19YY                        | 52RH60JS##19YY |                                |
|                      |             | Phenolic                | 1200           | 04,09,48,60,57,12         | 51PH60JB##19YY                        | 52PH60JB##19YY |                                |
|                      |             | Straight-Sided Phenolic | 1500           |                           | 51PH60TB##19YY                        | 52PH60TB##19YY |                                |
|                      |             | High-Temp Phenolic      | 900            | 04,09,90                  | 51HT60JQ##19YY                        | 52HT60JQ##19YY |                                |
|                      |             | Polyon AL™              | 1200           | 04,09,48,60,57,12         | 51PA60J+##19YY                        | 52PA60J+##19YY | N,R                            |
|                      |             | DW-Black                | 700            |                           | 51DW60JLT319YY                        | 52DW60JLT319YY |                                |
|                      |             | DW-Red                  | 960            |                           | 51DW60JRT319YY                        | 52DW60JRT319YY |                                |
|                      |             | DW-Blue                 | 1400           |                           | 51DW60JBT319YY                        | 52DW60JBT319YY |                                |
|                      |             | DW-Gray                 | 1400           |                           | 51DW60JGT319YY                        | 52DW60JGT319YY |                                |
|                      |             | Crown DW-Red            | 960            |                           | 51DW60XRT319YY                        | 52DW60XRT319YY |                                |
|                      |             | Crown DW-Blue           | 1400           |                           | 51DW60XBT319YY                        | 52DW60XBT319YY |                                |
|                      |             | Polyon™                 | 1200           | 04,09,48,60,57,12         | 51PU60JV6319YY                        | 52PU60JV6319YY | G,V                            |
|                      |             |                         |                |                           | 51PU60J+##19YY                        | 52PU60J+##19YY |                                |
|                      |             | EnergySaver Polyon™     | 1400           | 04,09,63,57,12            | 51SW60JU##19YY                        | 52SW60JU##19YY |                                |
|                      |             | PolyFlexon™ Cast        | 900            | 04,09,63,57,12            | 51RP60JK##19YY                        | 52RP60JK##19YY |                                |
|                      |             | PolyFlexon™             | 900            |                           | 51UA60J+6419YY                        | 52UA60J+6419YY | N,O                            |
|                      |             | D-Polyon                | 1000           |                           | 51UD60JL6419YY                        | 52UD60JL6419YY |                                |
|                      |             | Ultraflex™              | 1000           |                           | 51UX60JO6419YY                        | 52UX60JO6419YY |                                |
|                      |             | Champion                | 1500           |                           | 51CP60JN6419YY                        | 52CP60JN6419YY |                                |
|                      |             | DuraLastomer™           | 1000           | 09,48,60,57,12            | 51SU60JL##19YY                        | 52SU60JL##19YY |                                |
|                      |             | Super Elastomer         | 1400           |                           | 51SX60JI6419YY                        | 52SX60JI6419YY |                                |
|                      |             | ErgoLastomer™           | 1700           | 04,09,48,60,64,57,12      | 51HU60JI##19YY                        | 52HU60JI##19YY |                                |
|                      |             | Titan™ Polymer          | 2000           |                           | 51PX60JO6319YY                        | 52PX60JO6319YY |                                |
|                      |             | Conquer™                | 1800           |                           | 51CQ60JM6419YY                        | 52CQ60JM6419YY |                                |
|                      |             |                         | 1800           |                           | 51CQ60JL6419YY                        | 52CQ60JL6419YY |                                |
|                      |             | Semi-Steel              | 1200           | 04,09,48,60,57,12         | 51SS60JS##19YY                        | 52SS60JS##19YY |                                |
|                      |             | Heavy Duty Iron         | 1400           | 04,09,60,63,57,12         | 51HS60JS##19YY                        | 52HS60JS##19YY | S=Flat Tread;<br>X=Crown Tread |
|                      |             |                         |                | 04,09,60,48,57,12         | 51HS60JX##19YY                        | 52HS60JX##19YY |                                |
|                      |             | Ductile                 | 2000           | 04,09,60,73,63,B1,B5      | 51DS60JR##19YY                        | 52DS60JR##19YY |                                |
| EnergySaver Ductile™ | 2000        | 04,09,48, 60,73,B1,B5   | 51CD60JR##19YY | 52CD60JR##19YY            |                                       |                |                                |
| Forged Steel         | 2000        | 04,09,73,63,B1,B5       | 51FS60JS##19YY | 52FS60JS##19YY            | S=Flat Tread;<br>X=Crown Tread        |                |                                |
|                      |             |                         | 51FS60JX4P19YY | 52FS60JX4P19YY            |                                       |                |                                |
| Ironman™ V-Groove    | 2000        |                         | 51NV60JT4P19YY | 52NV60JT4P19YY            |                                       |                |                                |
| Ironman™             | 2000        |                         | 51NX60J+4P19YY | 52NX60J+4P19YY            | B,I                                   |                |                                |
| Iron V-Groove        | 1000        | 04,09,48,60,57,12       | 51VG60JT##19YY | 52VG60JT##19YY            |                                       |                |                                |
| Ductile V-Groove     | 2000        | 04,09,57,12,63,B1,B5    | 51DV60JT##19YY | 52DV60JT##19YY            |                                       |                |                                |
| 6"                   | 2.5"        | Yoke Only               |                |                           | 51ZZ60KZ8319YY                        | 52ZZ60KZ8319YY |                                |
|                      |             | Mold-On Rubber          | 700            |                           | 51RS60KB0619YY                        | 52RS60KB0619YY |                                |
|                      |             | Phenolic                | 1400           |                           | 51PH60KB0619YY                        | 52PH60KB0619YY |                                |
|                      |             | Polyon™                 | 1500           |                           | 51PU60KV0619YY                        | 52PU60KV0619YY |                                |
|                      |             | Semi-Steel              | 1600           |                           | 51SS60KS0619YY                        | 52SS60KS0619YY |                                |





| Wheel Dia            | Tread Width | Wheel Type          | Load Cap.      | Available Bearing Options | Replace + with desired wheel color    |                | +Color                         |
|----------------------|-------------|---------------------|----------------|---------------------------|---------------------------------------|----------------|--------------------------------|
|                      |             |                     |                |                           | Replace ## with desired wheel bearing |                |                                |
|                      |             |                     |                |                           | Swivel                                | Rigid          |                                |
| 8"                   | 2"          | Yoke Only           |                |                           | 51ZZ80JZ8319YY                        | 52ZZ80JZ8319YY |                                |
|                      |             | Neo-Energizer™      | 600            | 04,09,64,57,12            | 51EN80JB##19YY                        | 52EN80JB##19YY |                                |
|                      |             | Mold-On Rubber      | 600            | 04,09,48,60,57,12         | 51RS80JB##19YY                        | 52RS80JB##19YY |                                |
|                      |             | Supreme Rubber      | 810            | 04,09,63,57,12            | 51RH80JS##19YY                        | 52RH80JS##19YY |                                |
|                      |             | Phenolic            | 1400           | 04,09,48,60,57,12         | 51PH80JB##19YY                        | 52PH80JB##19YY |                                |
|                      |             | High-Temp Phenolic  | 1100           | 04,09,90                  | 51HT80JQ##19YY                        | 52HT80JQ##19YY |                                |
|                      |             | Polyon AL™          | 1250           | 04,09,48,60,57,12         | 51PA80J+##19YY                        | 52PA80J+##19YY | N,R                            |
|                      |             | DW-Black            | 750            |                           | 51DW80JLT319YY                        | 52DW80JLT319YY |                                |
|                      |             | DW-Red              | 1100           |                           | 51DW80JRT319YY                        | 52DW80JRT319YY |                                |
|                      |             | DW-Blue             | 1600           |                           | 51DW80JBT319YY                        | 52DW80JBT319YY |                                |
|                      |             | DW-Gray             | 1700           |                           | 51DW80JGT319YY                        | 52DW80JGT319YY |                                |
|                      |             | Crown DW-Red        | 1100           |                           | 51DW80XRT319YY                        | 52DW80XRT319YY |                                |
|                      |             | Crown DW-Blue       | 1600           |                           | 51DW80XBT319YY                        | 52DW80XBT319YY |                                |
|                      |             | Polyon™             | 1400           |                           | 51PU80JV6319YY                        | 52PU80JV6319YY |                                |
|                      |             | EnergySaver Polyon™ | 1500           | 04,09,48,60,57,12         | 51PU80J+##19YY                        | 52PU80J+##19YY | G,V                            |
|                      |             |                     |                | 04,09,48,60,57,12         | 51SW80JU##19YY                        | 52SW80JU##19YY |                                |
|                      |             | PolyFlexon™ Cast    | 1000           |                           | 51RP80JK6319YY                        | 52RP80JK6319YY |                                |
|                      |             | PolyFlexon™         | 1200           |                           | 51UA80J+6419YY                        | 52UA80J+6419YY | N,O                            |
|                      |             | D-Polyon            | 1200           |                           | 51UD80JL6419YY                        | 52UD80JL6419YY |                                |
|                      |             | Ultraflex™          | 1200           |                           | 51UX80JO6419YY                        | 52UX80JO6419YY |                                |
|                      |             | Champion            | 1700           |                           | 51CP80JN6419YY                        | 52CP80JN6419YY |                                |
|                      |             | DuraLastomer™       | 1000           | 09,48,60,57,12            | 51SU80JL##19YY                        | 52SU80JL##19YY |                                |
|                      |             | Super Elastomer     | 1500           |                           | 51SX80JI6419YY                        | 52SX80JI6419YY |                                |
|                      |             | ErgoLastomer™       | 2000           | 04,09,64,57,12            | 51HU80JI##19YY                        | 52HU80JI##19YY |                                |
|                      |             | Titan™ Polymer      | 2000           |                           | 51PX80JO6319YY                        | 52PX80JO6319YY |                                |
|                      |             | Conquer™            | 2000           |                           | 51CQ80JR6419YY                        | 52CQ80JR6419YY |                                |
|                      |             |                     | 2000           |                           | 51CQ80JL6419YY                        | 52CQ80JL6419YY |                                |
|                      |             | Semi-Steel          | 1400           | 04,09,48,60,57,12         | 51SS80JS##19YY                        | 52SS80JS##19YY |                                |
|                      |             | Heavy Duty Iron     | 1600           | 04,09,48,60,57,12         | 51HS80JS##19YY                        | 52HS80JS##19YY | S=Flat Tread;<br>X=Crown Tread |
|                      |             |                     |                | 04,09,48,60,57,12         | 51HS80JX##19YY                        | 52HS80JX##19YY |                                |
| Ductile              | 2000        | 04,09,48,60,B1,B5   | 51DS80JR##19YY | 52DS80JR##19YY            |                                       |                |                                |
| EnergySaver Ductile™ | 2000        | 04,09,48,60,B1,B5   | 51CD80JR##19YY | 52CD80JR##19YY            |                                       |                |                                |
| Forged Steel         | 2000        | 04,09,63,B5,B1      | 51FS80JS##19YY | 52FS80JS##19YY            |                                       |                |                                |
|                      |             |                     | 51FS80JX4P19YY | 52FS80JX4P19YY            |                                       |                |                                |
| Ironman™             | 2000        |                     | 51NX60J+4P19YY | 52NX60J+4P19YY            | B,I                                   |                |                                |
| Ironman™ V-Groove    | 2000        |                     | 51NV80JT4P19YY | 52NV80JT4P19YY            |                                       |                |                                |
| Iron V-Groove        | 1200        | 04, 09,48,60,57,12  | 51VG80JT##19YY | 52VG80JT##19YY            |                                       |                |                                |
| 8"                   | 2-1/2"      | Yoke Only           |                |                           | 51ZZ80KZ8319YY                        | 52ZZ80KZ8319YY |                                |
|                      |             | Mold-On Rubber      | 800            |                           | 51RS80KB0619YY                        | 52RS80KB0619YY |                                |
|                      |             | Neo-Energizer™      | 1400           | 23                        | 51EN80KB2D19YY                        | 52EN80KB2D19YY |                                |
|                      |             | Phenolic            | 1800           |                           | 51PH80KB0619YY                        | 52PH80KB0619YY |                                |
|                      |             | Polyon™             | 1600           |                           | 51PU80KV0619YY                        | 52PU80KV0619YY |                                |
|                      |             | Semi-Steel          | 1600           |                           | 51SS80KS0619YY                        | 52SS80KS0619YY |                                |
| 8"                   | 2-1/2"      | Yoke Only           |                |                           | 51ZZ81KZ8319YY                        | 52ZZ81KZ8319YY |                                |
|                      |             | Mold-On Rubber      | 800            |                           | 51RS81KB0619YY                        | 52RS81KB0619YY |                                |
|                      |             | Neo-Energizer™      | 1400           | 23                        | 51EN81KB2D19YY                        | 52EN81KB2D19YY |                                |
|                      |             | Phenolic            | 1800           |                           | 51PH81KB0619YY                        | 52PH81KB0619YY |                                |
|                      |             | Polyon™             | 1600           |                           | 51PU81KV0619YY                        | 52PU81KV0619YY |                                |
|                      |             | Semi-Steel          | 1600           |                           | 51SS81KS0619YY                        | 52SS81KS0619YY |                                |
| 10"                  | 2-1/2"      | Yoke Only           |                |                           | 51ZZ10KZ8319YY                        | 52ZZ10KZ8319YY |                                |
|                      |             | Mold-On Rubber      | 1000           |                           | 51RS10KB0619YY                        | 52RS10KB0619YY |                                |
|                      |             | Phenolic            | 2000           |                           | 51PH10KB0619YY                        | 52PH10KB0619YY |                                |
|                      |             | Polyon™             | 1600           |                           | 51PU10KV0619YY                        | 52PU10KV0619YY |                                |
|                      |             | Semi-Steel          | 1700           |                           | 51SS10KS0619YY                        | 52SS10KS0619YY |                                |

\*The Ever-Roll is not designed to sit with load.



| Wheels    |           |           |           |           |
|-----------|-----------|-----------|-----------|-----------|
| <b>CD</b> | <b>DS</b> | <b>DV</b> | <b>DW</b> | <b>DW</b> |
|           |           |           |           |           |
| <b>DW</b> | <b>DW</b> | <b>EN</b> | <b>EX</b> | <b>FS</b> |
|           |           |           |           |           |
| <b>FV</b> | <b>GN</b> | <b>HT</b> | <b>HU</b> | <b>NX</b> |
|           |           |           |           |           |
| <b>PU</b> | <b>PX</b> | <b>OV</b> | <b>PH</b> | <b>PU</b> |
|           |           |           |           |           |
| <b>RH</b> | <b>RS</b> | <b>SS</b> | <b>SW</b> | <b>VG</b> |
|           |           |           |           |           |

**BEARING CHART (##)**

| Bearing Code | Description                 | Wheel Width | Image | Bearing Code | Description                                       | Wheel Width | Image | Bearing Code | Description                       | Wheel Width | Image |
|--------------|-----------------------------|-------------|-------|--------------|---|-------------|-------|--------------|-----------------------------------|-------------|-------|
| 88           | Plain 3/4" ID               | 1-1/2" & 2" |       | 49           | Precision Bearing Integrated w/ Top Hat           | 2"          |       | 11           | 3/4" I.D. Solid Delrin Bearing    | 1-1/2" & 2" |       |
| 08           | Roller w/ Outer Split       | 1-3/4"      |       |              |   |             |       | 12           | 1/2" Solid Delrin Bearing         | 1-1/2" & 2" |       |
| 03           | Roller w/ Outer Split       | 1-1/2"      |       | 62/63/64     | Precision Ball Bearing                            | 2"          |       | 56/57        | Flanged Delrin Bearing            | 1-1/2" & 2" |       |
| 04           | Roller w/ Outer Split       | 2"          |       | 60           | Flanged Precision Ball Bearing                    | 2"          |       | 53           | Flanged Ball Bearing              | 1-1/2" & 2" |       |
| 09           | Caged Roller Bearing        | 2"          |       | 6M           | Flanged Precision Ball Bearing                    | 1-1/2"      |       | B5           | Flanged Bronze Bearing            | 2"          |       |
| 48           | Dual-Row Caged Ball Bearing | 2"          |       | B1           | 1-pc Bronze Bushing                               | 2"          |       | P4           | Ball Bearing w/ 3/8" I.D. Top Hat | 2"          |       |
| 73           | Precision Tapered Bearing   | 2"          |       | 14           | 2 PC 6205 Pre. Ball Bearings w/ 1/2" I.D. Bushing | 1-13/16"    |       |              |                                   |             |       |



# 81/82 Heavy Duty Economy Series – 1,800lbs

- 3/8" thick cold rolled steel stamped construction
- 3/4" axle bolt with grease fitting
- 3/4" heavy duty kingbolt
- 3/8" thick steel legs
- Zinc plated finish

81PU80KG2319YY



81RS80KB2319YY



Face Contact Brake (FY)



Toe Guard (4Y)



4-Position Lock (PY)



### Fastening Pattern

| Plate Code | Overall Size    | Bolt Hole Pattern                     | Mounting Bolt size |
|------------|-----------------|---------------------------------------|--------------------|
| 19         | 4-1/2" x 6-1/4" | 2-7/16" x 4-15/16" to 3-3/8" x 5-1/4" | 1/2"               |

### Overall Height and Swivel Radius

| Wheel Diameter | Overall Height | Denotation Code | Swivel Radius |
|----------------|----------------|-----------------|---------------|
| 5"             | 6-1/2"         | 50              | 4-3/4"        |
| 6"             | 7-1/2"         | 60              | 5-1/4"        |
| 8"             | 10-1/8"        | 80              | 6-1/4"        |
| 10"            | 11-1/2"        | 10              | 7-1/4"        |



| Wheel Diameter        | Tread Width | Wheel Type           | Load Capacity  | Swivel caster part number is shown below. To order Rigid casters change part number prefix 81 to 82. |                  |                 | +Color |
|-----------------------|-------------|----------------------|----------------|--|------------------|-----------------|--------|
|                       |             |                      |                | Roller Bearing 24  | Sealed Precision | Tapered Bearing |        |
|                       |             |                      |                | Add options by replacing YY in part number with option designators.                                  |                  |                 |        |
| 5"                    | Yoke only   |                      |                | 81ZZ50KZ8819YY   |                  |                 |        |
|                       | 2-1/2"      | Ductile Steel        | 1800           | 81DS50KR2319YY   | 81DS50KR8919YY   |                 |        |
|                       | 3"          | Polyon™              | 1400           | 81PU50KG2319YY   | 81PU50KG8919YY   |                 |        |
| 6"                    | Yoke only   |                      |                | 81ZZ60KZ8819YY   |                  |                 |        |
|                       | 2-1/2"      | Mold-On Rubber       | 700            | 81RS60KB2319YY   | 81RS60KB8919YY   |                 |        |
|                       |             | Phenolic             | 1600           | 81PH60KB2319YY   | 81PH60KB8919YY   |                 |        |
|                       |             | Polyon™              | 1600           | 81PU60K+2319YY   | 81PU60K+8919YY   |                 | G,V    |
|                       |             | EnergySaver Polyon™  | 1700           | 81SW60KU2319YY   | 81SW60KU8919YY   | 81SW60KU7019YY  |        |
|                       |             | ErgoLastomer™        | 1800           |  | 81HU60KI6519YY   |                 |        |
|                       |             | Semi-Steel           | 1800           | 81SS60KS2319YY   | 81SS60KS8919YY   |                 |        |
|                       |             | Ductile Steel        | 1800           | 81DS60KR2319YY   | 81DS60KR8919YY   | 81DS60KR7019YY  |        |
|                       |             | EnergySaver Ductile™ | 1800           | 81CD60KR2319YY   | 81CD60KR8919YY   | 81CD60KR7019YY  |        |
|                       |             | Iron V-Groove        | 1800           | 81VG60KT2319YY   | 81VG60KT8919YY   |                 |        |
| Ductile Iron V-Groove | 1800        | 81DV60KT2319YY       | 81DV60KT8919YY | 81DV60KT7019YY   |                  |                 |        |
| 8"                    | Yoke only   |                      |                | 81ZZ80KZ8819YY   |                  |                 |        |
|                       | 2-1/2"      | Neo-Energizer        | 1400           | 81EN80KB2319YY   | 81EN80KB8919YY   |                 |        |
|                       |             | Mold-On Rubber       | 850            | 81RS80KB2319YY   | 81RS80KB8919YY   |                 |        |
|                       |             | Phenolic             | 1800           | 81PH80KB2319YY   | 81PH80KB8919YY   |                 |        |
|                       |             | Polyon™              | 1800           | 81PU80K+2319YY   | 81PU80K+8919YY   |                 | G,V    |
|                       |             | EnergySaver Polyon™  | 1800           | 81SW80KU2319YY   | 81SW80KU8919YY   | 81SW80KU7019YY  |        |
|                       |             | ErgoLastomer™        | 1800           |  | 81HU80KI6519YY   |                 |        |
|                       |             | Semi-Steel           | 1800           | 81SS80KS2319YY   | 81SS80KS8919YY   |                 |        |
|                       |             | Ductile              | 1800           | 81DS80KR2319YY   | 81DS80KR8919YY   | 81DS80KR7019YY  |        |
|                       |             | EnergySaver Ductile™ | 1800           | 81CD80KR2319YY   |                  | 81CD80KR7019YY  |        |
|                       |             | Iron V-Groove        | 1800           | 81VG80KT2319YY   | 81VG80KT8919YY   |                 |        |
| Ductile Iron V-Groove | 1800        | 81DV80KT2319YY       | 81DV80KT8919YY | 81DV80WT7019YY   |                  |                 |        |
| 10"                   | Yoke only   |                      |                | 81ZZ10KZ8819YY   |                  |                 |        |
|                       | 2-1/2"      | Mold-On Rubber       | 1000           | 81RS10KB2319YY   | 81RS10KB8919YY   |                 |        |
|                       |             | Phenolic             | 1800           | 81PH10KB2319YY   | 81PH10KB8919YY   |                 |        |
|                       |             | Polyon™              | 1800           | 81PU10K+2319YY   | 81PU10K+8919YY   |                 | G,V    |
|                       |             | EnergySaver Polyon™  | 1800           | 81SW10KU2319YY   | 81SW10KU8919YY   | 81SW10QU7019YY  |        |
|                       |             | Semi-Steel           | 1800           | 81SS10KS2319YY   | 81SS10KS8919YY   |                 |        |
|                       |             | Ductile              | 1800           | 81DS10KR2319YY   | 81DS10KR8919YY   |                 |        |



# 53/54 Heavy Duty Series – 2,500lbs

- Exceptionally smooth and easy swiveling action and counteracts radial thrust
- ASTM1045 drop forged swivel head, 3/8" thick swivel head
- 7/16" diameter hardened ball bearings as main load bearing
- Tapered roller bearings for the lower raceway thrust bearing
- Integrally forged kingpin 3/4" diameter
- 3/4" axle bolt with grease fitting
- 3/8" thick steel legs
- Zinc plated finished



53HU10LI6519-0F0000



53RH10LS2419YY



53SW10LU2419YY



Face Contact Brake (FY)



Toe Guard (4Y)



4-Position Lock (PY)



### Fastening Pattern

| Plate Code                       | Overall Size    | Bolt holes Pattern                    | Mounting Bolt size |
|----------------------------------|-----------------|---------------------------------------|--------------------|
| 19                               | 4-1/2" x 6-1/4" | 2-7/16" x 4-15/16" to 3-3/8" x 5-1/4" | 1/2"               |
| Overall Height and Swivel Radius |                 |                                       |                    |
| Wheel Diameter                   | Overall Height  | Denotation Code                       | Swivel Radius      |
| 4"                               | 5-1/2"          | 50                                    | 3-49/64"           |
| 5"                               | 6-1/2"          | 50                                    | 4-1/2"             |
| 6"                               | 7-1/2"          | 60                                    | 5-1/2"             |
| 8"                               | 10-1/8"         | 80                                    | 6-1/4"             |
|                                  |                 | 89                                    | 7-1/2"             |
| 10"                              | 11-1/2"         | 10                                    | 7-1/2"             |
| 12"                              | 13-1/2"         | 12                                    | 9-1/8"             |



| Wheel Diameter        | Tread Width           | Wheel Type           | Load Capacity  | Swivel caster part number is shown below. To order Rigid casters change part number prefix 81 to 82. |                  |                 | +Color |
|-----------------------|-----------------------|----------------------|----------------|--|------------------|-----------------|--------|
|                       |                       |                      |                | Roller Bearing 24  | Sealed Precision | Tapered Bearing |        |
|                       |                       |                      |                | Add options by replacing YY in part number with option designators.                                  |                  |                 |        |
| 4"                    |                       | Yoke only            |                | 53ZZ40LZ8819YY   |                  |                 |        |
|                       | 3"                    | Forged Steel         | 2500           | 53FS40LS2419YY   |                  |                 |        |
| 5"                    |                       | Yoke only            |                | 53ZZ50KZ8819YY   |                  |                 |        |
|                       | 2-1/2"                | Ductile Steel        | 2000           | 53DS50KR2319YY   | 53DS50KR8919YY   |                 |        |
|                       |                       | Polyon™              | 1400           | 53PU50KG2319YY   | 53PU50KG8919YY   |                 |        |
| 5"                    |                       | Yoke only            |                | 53ZZ50LZ8819YY   |                  |                 |        |
|                       | 2-1/2"                | Ductile Steel        | 2000           | 53DS50QR2419YY   | 53DS50QR6919YY   |                 |        |
|                       | 3"                    | Polyon™              | 1600           | 53PU50LG2419YY   | 53PU50LG6919YY   |                 |        |
| 6"                    |                       | Yoke only            |                | 53ZZ60KZ8819YY   |                  |                 |        |
|                       | 2-1/2"                | Mold-On Rubber       | 700            | 53RS60KB2319YY   | 53RS60KB8919YY   |                 |        |
|                       |                       | Phenolic             | 1600           | 53PH60KB2319YY   | 53PH60KB8919YY   |                 |        |
|                       |                       | Polyon™              | 1600           | 53PU60K+2319YY   | 53PU60K+8919YY   |                 | G,V    |
|                       |                       | EnergySaver Polyon™  | 1700           | 53SW60KU2319YY   | 53SW60KU8919YY   | 53SW60KU7019YY  |        |
|                       |                       | ErgoLastomer™        | 2200           |  | 53HU60KI5P19YY   |                 |        |
|                       |                       | Semi-Steel           | 1800           | 53SS60KS2319YY   | 53SS60KS8919YY   |                 |        |
|                       |                       | Ductile Steel        | 2500           | 53DS60KR2319YY   | 53DS60KR8919YY   | 53DS60KR7019YY  |        |
|                       |                       | EnergySaver Ductile™ | 2500           | 53CD60KR2319YY   | 53CD60KR8919YY   | 53CD60KR7019YY  |        |
|                       |                       | Iron V-Groove        | 2500           | 53VG60KT2319YY   | 53VG60KT8919YY   |                 |        |
|                       | Ductile Iron V-Groove | 2500                 | 53DV60KT2319YY | 53DV60KT8919YY   | 53DV60KT7019YY   |                 |        |
|                       |                       | Yoke only            |                | 53ZZ60LZ819YY  |                  |                 |        |
|                       | 2-1/2"                | Mold-On Rubber       | 700            | 53RS60QB2419YY   | 53RS60QB6919YY   |                 |        |
|                       |                       | Phenolic             | 1600           | 53PH60QB2419YY   | 53PH60QB6919YY   |                 |        |
|                       |                       | Polyon™              | 1600           | 53PU60Q+2419YY   | 53PU60Q+6919YY   |                 | G,V    |
|                       |                       | EnergySaver Polyon™  | 1700           | 53SW60QU2419YY   | 53SW60QU6919YY   | 53SW60QU7019YY  |        |
|                       |                       | ErgoLastomer™        | 2200           |  | 53HU60QI6519YY   |                 |        |
|                       |                       | Semi-Steel           | 1800           | 53SS60QS2419YY   | 53SS60QS6919YY   |                 |        |
|                       |                       | Ductile Steel        | 2500           | 53DS60QR2419YY   | 53DS60QR6919YY   | 53DS60QR7019YY  |        |
|                       |                       | EnergySaver Ductile™ | 2500           | 53CD60QR2419YY   | 53CD60QR6919YY   | 53CD60QR7019YY  |        |
|                       |                       | Iron V-Groove        | 2500           | 53VG60QT2419YY   | 53VG60QT6919YY   |                 |        |
|                       | Ductile Iron V-Groove | 2500                 | 53DV60QT2419YY | 53DV60QT6919YY   | 53DV60QT7019YY   |                 |        |
|                       | 3"                    | Mold-On rubber       | 750            | 53RS60LB2419YY   | 53RS60LB6919YY   |                 |        |
|                       |                       | Supreme Rubber™      | 850            |  |                  | 53RH60LS7019YY  |        |
|                       |                       | Phenolic             | 2000           | 53PH60LB2419YY   | 53PH60LB6919YY   |                 |        |
|                       |                       | Polyon™              | 2000           | 53PU60L+2419YY   | 53PU60L+6919YY   |                 | G,V    |
|                       |                       | EnergySaver Polyon™  | 2200           | 53SW60LU2419YY   | 53SW60LU6919YY   | 53SW60LU2419YY  |        |
|                       |                       | UltraPoly™           | 2500           | 53EX60LG2419YY   | 53EX60LG5P19YY   | 53EX60LG7019YY  |        |
|                       |                       | Titan Polymer™       | 2500           |  | 53PX60LO5P19YY   | 53PX60LO7919YY  |        |
|                       |                       | Ironman              | 2500           |  | 53NX60LB5P19YY   |                 |        |
| Semi-Steel            |                       | 2500                 | 53SS60LS2419YY | 53SS60LS6919YY   |                  |                 |        |
| Ductile Steel         |                       | 2500                 | 53DS60LR2419YY | 53DS60LR5P19YY   | 53DS60LR7019YY   |                 |        |
| EnergySaver Ductile™  |                       | 2500                 | 53CD60LR2419YY | 53CD60LR5P19YY   | 53CD60LR7019YY   |                 |        |
| Forged Steel          |                       | 2500                 | 53FS60LS2419YY |  | 53FS60LS7919YY   |                 |        |
| Crown Forged Steel    |                       | 2500                 |                | 53FS60LX5P19YY   | 53FS60LX7919YY   |                 |        |
| Iron V-Groove         |                       | 2500                 | 53VG60L+2419YY | 53VG60L+6919YY   |                  | T,W             |        |
| Ductile Iron V-Groove |                       | 2500                 | 53DV60L+2419YY | 53DV60LT5P19YY   | 53DV60LT7019YY   | T,W             |        |
| Forged Iron V-Groove  | 2500                  | 53FV60LW2419YY       |                | 53FV60LW7919YY   |                  |                 |        |
| 2 x 1.5"              | DW-Blue               | 2500                 |                | 53DW60LBT419YY   |                  |                 |        |
|                       | DW-Gray               | 2500                 |                | 53DW60LGT419YY   |                  |                 |        |
|                       | Crown DW-Blue         | 2500                 |                | 53DW60YBT419YY   |                  |                 |        |
|                       | Crown DW-Gray         | 2500                 |                | 53DW60YGT419YY   |                  |                 |        |



53/54 SERIES • CAPACITY 2500

| Wheel Diameter       | Tread Width           | Wheel Type            | Load Capacity  | Swivel caster part number is shown below. To order Rigid casters change part number prefix 81 to 82. |                  |                 | +Color |
|----------------------|-----------------------|-----------------------|----------------|--|------------------|-----------------|--------|
|                      |                       |                       |                | Roller Bearing 24  | Sealed Precision | Tapered Bearing |        |
|                      |                       |                       |                | Add options by replacing YY in part number with option designators.                                  |                  |                 |        |
| 8"                   | 2-1/2"                | Yoke only             |                | 53ZZ80KZ8819YY   |                  |                 |        |
|                      |                       | Neo-Energizer         | 1400           | 53EN80KB2319YY   | 53EN80KB8919YY   |                 |        |
|                      |                       | Mold-On rubber        | 850            | 53RS80KB2319YY   | 53RS80KB8919YY   |                 |        |
|                      |                       | Phenolic              | 2000           | 53PH80KB2319YY   | 53PH80KB8919YY   |                 |        |
|                      |                       | Polyon™               | 2000           | 53PU80K+2319YY   | 53PU80K+8919YY   |                 | G,V    |
|                      |                       | EnergySaver Polyon™   | 2200           | 53SW80KU2319YY   | 53SW80KU8919YY   | 53SW80KU7019YY  |        |
|                      |                       | ErgoLastomer™         | 2300           |  | 53HU80KI6519YY   |                 |        |
|                      |                       | Semi-Steel            | 1800           | 53SS80KS2319YY   | 53SS80KS8919YY   |                 |        |
|                      |                       | Ductile               | 2500           | 53DS80KR2319YY   | 53DS80KR8919YY   | 53DS80KR7019YY  |        |
|                      |                       | EnergySaver Ductile™  | 2500           | 53CD80KR2319YY   |                  | 53CD80KR7019YY  |        |
|                      | Iron V-Groove         | 2500                  | 53VG80KT2319YY | 53VG80KT8919YY   |                  |                 |        |
|                      | Ductile Iron V-Groove | 2500                  | 53DV80KT2319YY | 53DV80KT8919YY   | 53DV80QT7019YY   |                 |        |
|                      | 2-1/2"                | Yoke only             |                | 53ZZ80LZ8819YY   |                  |                 |        |
|                      |                       | Mold-On Rubber        | 850            | 53RS80QB2419YY   | 53RS80QB6919YY   |                 |        |
|                      |                       | Phenolic              | 2000           | 53PH80QB2419YY   | 53PH80QB6919YY   |                 |        |
|                      |                       | Polyon™               | 2000           | 53PU80Q+2419YY   | 53PU80Q+6919YY   |                 | G,V    |
|                      |                       | EnergySaver Polyon™   | 2200           | 53SW80QU2419YY   | 53SW80QU6919YY   | 53SW80QU7019YY  |        |
|                      |                       | Semi-Steel            | 1800           | 53SS80QS2419YY   | 53SS80QS6919YY   |                 |        |
|                      |                       | Ductile               | 2500           | 53DS80QR2419YY   | 53DS80QR6919YY   | 53DS80QR7019YY  |        |
|                      |                       | EnergySaver Ductile™  | 2500           | 53CD80QR2419YY   | 53CD80QR5P19YY   | 53CD80QR7019YY  |        |
|                      |                       | Iron V-Groove         | 2500           | 53VG80QT2419YY   | 53VG80QT6919YY   |                 |        |
|                      |                       | Ductile Iron V-Groove | 2500           | 53DV80QT2419YY   | 53DV80QT6919YY   | 53DV80WT7019YY  |        |
|                      | 3"                    | Mold-On Rubber        | 900            | 53RS80LB2419YY   | 53RS80LB6919YY   |                 |        |
|                      |                       | Supreme Rubber™       | 1000           |  |                  | 53RH80LS7019YY  |        |
|                      |                       | Phenolic              | 2500           | 53PH80LB2419YY   | 53PH80LB6919YY   |                 |        |
|                      |                       | High-Temp Phenolic    | 1900           | 53HT80LQ2419YY   | 53HT80LQ6919YY   |                 |        |
|                      |                       | Epoxy                 | 1900           | 53OV80LQ2419YY   | 53OV80LQ6919YY   |                 |        |
|                      |                       | Polyon™               | 2500           | 53PU80L+2419YY   | 53PU80LG5P19YY   |                 | G,V    |
|                      |                       | EnergySaver Polyon™   | 2500           | 53SW80LU2419YY   | 53SW80LU5P19YY   | 53SW80LU7019YY  |        |
|                      |                       | UltraPoly™            | 2500           | 53EX80LG2419YY   | 53EX80LG5P19YY   | 53EX80LG7019YY  |        |
|                      |                       | ErgoLastomer™         | 2500           |  | 53HU80LI5P19YY   |                 |        |
|                      |                       | Titan Polymer™        | 2500           |  | 53PX80LO5P19YY   | 53PX80LO7919YY  |        |
|                      |                       | Ironman               | 2500           |  | 53NX80LB5P19YY   |                 |        |
|                      |                       | Semi-Steel            | 2500           | 53SS80LS2419YY   | 53SS80LS6919YY   |                 |        |
|                      |                       | Ductile               | 2500           | 53DS80LR2419YY   | 53DS80LR5P19YY   | 53DS80LR7019YY  |        |
|                      |                       | EnergySaver Ductile™  | 2500           | 53CD80LR2419YY   | 53CD80LR6919YY   | 53CD80LR7019YY  |        |
|                      |                       | Forged Steel          | 2500           | 53FS80LS2419YY   |                  | 53FS80LS7919YY  |        |
|                      |                       | Crown Forged Steel    | 2500           |  | 53FS80LX5P19YY   | 53FS80LX7919YY  |        |
|                      |                       | Iron V-Groove         | 2500           | 53VG80L+2419YY   | 53VG80L+6919YY   |                 | T,W    |
|                      |                       | Ductile Iron V-Groove | 2500           | 53DV80L+2419YY   | 53DV80L+5P19YY   | 53DV80L+7019YY  | T,W    |
| Forged Iron V-Groove | 2500                  | 53FV80LW2419YY        |                | 53FV80LW7919YY   |                  |                 |        |
| 2 x 1.5"             | DW-Blue               | 2500                  |                | 53DW80LBT419YY   |                  |                 |        |
|                      | DW-Gray               | 2500                  |                | 53DW80LGT419YY   |                  |                 |        |
|                      | Crown DW-Blue         | 2500                  |                | 53DW80YBT419YY   |                  |                 |        |
|                      | Crown DW-Gray         | 2500                  |                | 53DW80YGT419YY   |                  |                 |        |



53/54 SERIES • CAPACITY 2500

| Wheel Diameter | Tread Width           | Wheel Type           | Load Capacity  | Swivel caster part number is shown below. To order Rigid casters change part number prefix 81 to 82. |                  |                 | +Color |
|----------------|-----------------------|----------------------|----------------|--|------------------|-----------------|--------|
|                |                       |                      |                | Roller Bearing 24  | Sealed Precision | Tapered Bearing |        |
|                |                       |                      |                | Add options by replacing YY in part number with option designators.                                  |                  |                 |        |
| 10"            | 2-1/2"                | Yoke only            |                | 53ZZ10KZ8819YY   |                  |                 |        |
|                |                       | Mold-On Rubber       | 1000           | 53RS10KB2319YY   | 53RS10KB8919YY   |                 |        |
|                |                       | Phenolic             | 2500           | 53PH10KB2319YY   | 53PH10KB8919YY   |                 |        |
|                |                       | Polyon™              | 2200           | 53PU10K+2319YY   | 53PU10K+8919YY   |                 | G,V    |
|                |                       | EnergySaver Polyon™  | 2400           | 53SW10KU2319YY   | 53SW10KU8919YY   |                 |        |
|                |                       | Semi-Steel           | 2000           | 53SS10KS2319YY   | 53SS10KS8919YY   |                 |        |
|                | Ductile               | 2500                 | 53DS10KR2319YY | 53DS10KR8919YY   |                  |                 |        |
|                | 2-1/2"                | Yoke only            |                | 53ZZ10LZ8819YY   |                  |                 |        |
|                |                       | Mold-On rubber       | 1000           | 53RS10QB2419YY   | 53RS10QB6919YY   |                 |        |
|                |                       | Phenolic             | 2500           | 53PH10QB2419YY   | 53PH10QB6919YY   |                 |        |
|                |                       | Polyon™              | 2200           | 53PU10Q+2419YY   | 53PU10Q+6919YY   |                 | G,V    |
|                |                       | EnergySaver Polyon™  | 2400           | 53SW10QU2419YY   | 53SW10QU6919YY   | 53SW10QU7019YY  |        |
|                |                       | Semi-Steel           | 2000           | 53SS10QS2419YY   | 53SS10QS6919YY   |                 |        |
|                | Ductile               | 2500                 | 53DS10QR2419YY | 53DS10QR6919YY   |                  |                 |        |
|                | 3"                    | Mold-On Rubber       | 1100           | 53RS10LB2419YY   | 53RS10LB6919YY   | 53RS10LB7019YY  |        |
|                |                       | Supreme Rubber™      | 1300           |  |                  | 53RH10LS7019YY  |        |
|                |                       | Phenolic             | 2500           | 53PH10LB2419YY   | 53PH10LB6919YY   |                 |        |
|                |                       | High-Temp Phenolic   | 2400           | 53HT10LQ2419YY   | 53HT10LQ6919YY   |                 |        |
|                |                       | Epoxy                | 2400           | 53OV10LQ2419YY   | 53OV10LQ6919YY   |                 |        |
|                |                       | Polyon™              | 2500           | 53PU10L+2419YY   | 53PU10LG5P19YY   |                 | G,V    |
|                |                       | EnergySaver Polyon™  | 2500           | 53SW10LU2419YY   | 53SW10LU6919YY   | 53SW10LU7019YY  |        |
|                |                       | UltraPoly™           | 2500           | 53EX10LG2419YY   | 53EX10LG5P19YY   | 53EX10LG7019YY  |        |
|                |                       | ErgoLastomer™        | 2500           |  | 53HU10LI5P19YY   |                 |        |
|                |                       | Titan Polymer™       | 2500           |  | 53PX10LO5P19YY   | 53PX10LO7919YY  |        |
|                |                       | Ironman              | 2500           |  | 53NX10LB5P19YY   |                 |        |
|                |                       | Semi-Steel           | 2500           | 53SS10LS2419YY   | 53SS10LS6919YY   |                 |        |
|                |                       | Ductile              | 2500           | 53DS10LR2419YY   | 53DS10LR6519YY   | 53DS10LR7019YY  |        |
|                |                       | EnergySaver Ductile™ | 2500           | 53CD10LR2419YY   | 53CD10LR6919YY   | 53CD10LR7019YY  |        |
|                |                       | Forged Steel         | 2500           | 53FS10LS2419YY   |                  | 53FS10LS7019YY  |        |
|                |                       | Crown Forged Steel   | 2500           |  | 53FS10LX5P19YY   | 53FS10LX7919YY  |        |
|                | Iron V-Groove         | 2500                 | 53VG10L+2419YY | 53VG10L+6919YY   |                  | T,W             |        |
|                | Ductile Iron V-Groove | 2500                 | 53DV10L+2419YY | 53DV10L+5P19YY   | 53DV10L+7019YY   | T,W             |        |
| 2 x 1.5"       | DW-BLUE               | 2500                 |                | 53DW10LBT419YY   |                  |                 |        |
|                | DW-GRAY               | 2500                 |                | 53DW10LGT419YY   |                  |                 |        |
|                | Crown DW-Blue         | 2500                 |                | 53DW10YBT419YY   |                  |                 |        |
|                | Crown DW-Red          | 2500                 |                | 53DW10YRT419YY   |                  |                 |        |
|                | Crown DW-Gray         | 2500                 |                | 53DW10YGT419YY   |                  |                 |        |
| 12"            | 2-1/2"                | Yoke only            |                | 53ZZ12LZ8819YY   |                  |                 |        |
|                |                       | Mold-On Rubber       | 1200           | 53RS12QB2419YY   | 53RS12QB6919YY   |                 |        |
|                |                       | Phenolic             | 2500           | 53PH12QB2419YY   | 53PH12QB6919YY   |                 |        |
|                |                       | Polyon™              | 2500           | 53PU12Q+2419YY   | 53PU12Q+6919YY   |                 | G,V    |
|                |                       | EnergySaver Polyon™  | 2500           | 53SW12QU2419YY   | 53SW12QU6919YY   |                 |        |
|                |                       | Semi-Steel           | 2000           | 53SS12QS2419YY   | 53SS12QS6919YY   |                 |        |
|                | 3"                    | Mold-On Rubber       | 1300           | 53RS12LB2419YY   | 53RS12LB6919YY   |                 |        |
|                |                       | Supreme Rubber™      | 1400           |  |                  | 53RH12LS7019YY  |        |
|                |                       | Epoxy                | 2500           | 53OV12LQ2419YY   | 53OV12LQ6919YY   |                 |        |
|                |                       | Phenolic             | 2500           | 53PH12LB2419YY   | 53PH12LB6919YY   |                 |        |
|                |                       | Polyon™              | 2500           | 53PU12L+2419YY   | 53PU12LG5P19YY   |                 | G,V    |
|                |                       | EnergySaver Polyon™  | 2500           | 53SW12LU2419YY   | 53SW12LU6919YY   | 53SW12LU7019YY  |        |
|                |                       | UltraPoly™           | 2500           | 53EX12LG2419YY   | 53EX12LG5P19YY   | 53EX12LG7019YY  |        |
|                |                       | Titan Polymer™       | 2500           |  | 53PX12LO5P19YY   | 53PX12LO7919YY  |        |
|                |                       | Ironman              | 2500           |  | 53NX12LB5P19YY   |                 |        |
|                |                       | Semi-Steel           | 2500           | 53SS12LS2419YY   | 53SS12LS6919YY   |                 |        |
|                |                       | Ductile              | 2500           | 53DS12LR2419YY   | 53DS12LR5P19YY   | 53DS12LR7019YY  |        |
|                |                       | EnergySaver Ductile™ | 2500           | 53CD12LR2419YY   | 53CD12LR6919YY   | 53CD12LR7019YY  |        |
|                |                       | Forged Steel         | 2500           |  |                  | 53FS12LS7919YY  |        |
|                |                       | 2 x 1.5"             | DW-BLUE        | 2500   |                  | 53DW12LBT419YY  |        |
|                | Crown DW-Red          |                      | 2500           |  | 53DW12YRT419YY   |                 |        |





# 55/56 Heavy Duty Forged Series – 3,500LB

- Tapered roller bearing as the lower raceway provides exceptionally smooth and easy swivel action and counteracts radial thrust
- 1/2" diameter hardened ball bearings as main load bearings
- Drop forged (ASTM1045) 3/8" thick swivel head
- Integrally forged kingpin 1" diameter
- 3/4" axle bolt with grease fitting
- 3/8" thick steel for legs
- Zinc plated finish



55CD10LR2425-0F0000




55PX10LOP525YY



55SW10LU2425-000004



55/56 SERIES • CAPACITY 3500



### Fastening Pattern

| Plate Code | Overall Size    | Bolt Hole Pattern                          | Mounting Bolt size |
|------------|-----------------|--|--------------------|
| 25         | 5-1/4" x 7-1/4" | 3-3/8" x 5-1/4" slotted to 4-1/8" x 6-1/8" | 1/2"               |

### Overall Height and Swivel Radius

| Wheel Diameter | Overall Height | Denotation Code | Swivel Radius |
|----------------|----------------|-----------------|---------------|
| 5"             | 7-1/2"         | 50              | 5-3/4"        |
| 6"             | 8"             | 60              | 5-5/8"        |
| 7"             | 9"             | 70              | 5-3/4"        |
| 8"             | 10-1/2"        | 80              | 6-1/2"        |
|                |                | 89              | 7-1/2"        |
| 10"            | 12-1/2"        | 10              | 8-1/32"       |
| 12"            | 15-1/2"        | 12              | 10-1/32"      |
| 16"            | 19"            | 16              | 11-1/2"       |



| Wheel Diameter       | Tread Width           | Wheel Type            | Load Capacity  | Swivel caster part number shown below; to order Rigid casters change part number prefix 55 to 56 |                     |                 | +Color |
|----------------------|-----------------------|-----------------------|----------------|--|---------------------|-----------------|--------|
|                      |                       |                       |                | Roller Bearings 24   | Sealed Precision BB | Tapered Bearing |        |
|                      |                       |                       |                | Add options by replacing YY in part number with option designators.                              |                     |                 |        |
| 5"                   |                       | Yoke only             |                | 55ZZ50LZ8825YY   |                     |                 |        |
|                      | 2-1/2"                | Ductile Steel         | 2000           | 55DS50QR2425YY   | 55DS50QR6925YY      |                 |        |
|                      | 3"                    | Polyon™               | 1400           | 55PU50LG2425YY   | 55PU50LG6925YY      |                 |        |
| 6"                   |                       | Yoke only             |                | 55ZZ60LZ8825YY   |                     |                 |        |
|                      | 2-1/2"                | Mold-On Rubber        | 700            | 55RS60QB2425YY   | 55RS60QB6925YY      |                 |        |
|                      |                       | Phenolic              | 1600           | 55PH60QB2425YY   | 55PH60QB6925YY      |                 |        |
|                      |                       | Polyon™               | 1600           | 55PU60Q+2425YY   | 55PU60Q+6925YY      |                 | G,V    |
|                      |                       | EnergySaver Polyon™   | 1700           | 55SW60QU2425YY   | 55SW60QU6925YY      | 55SW60QU7025YY  |        |
|                      |                       | Semi-Steel            | 1800           | 55SS60QS2425YY   | 55SS60QS6925YY      |                 |        |
|                      |                       | Ductile Steel         | 3500           | 55DS60QR2425YY   | 55DS60QR6925YY      | 55DS60QR7025YY  |        |
|                      |                       | EnergySaver Ductile™  | 3500           | 55CD60QR2425YY   | 55CD60QR6925YY      | 55CD60QR7025YY  |        |
|                      |                       | Iron V-Groove         | 2500           | 55VG60QT2425YY   | 55VG60QT6925YY      |                 |        |
|                      | 3"                    | Ductile Iron V-Groove | 3500           | 55DV60QT2425YY   | 55DV60QT6925YY      | 55DV60QT7025YY  |        |
|                      |                       | Mold-On Rubber        | 750            | 55RS60LB2425YY   | 55RS60LB6925YY      |                 |        |
|                      |                       | Supreme Rubber™       | 850            |  |                     | 55RH60LS7025YY  |        |
|                      |                       | Phenolic              | 2000           | 55PH60LB2425YY   | 55PH60LB6925YY      |                 |        |
|                      |                       | Polyon™               | 2000           | 55PU60L+2425YY   | 55PU60L+6925YY      |                 | G,V    |
|                      |                       | EnergySaver Polyon™   | 2200           | 55SW60LU2425YY   | 55SW60LU6925YY      | 55SW60LU2425YY  |        |
|                      |                       | UltraPoly™            | 3000           | 55EX60LG2425YY   | 55EX60LG5P25YY      | 55EX60LG7025YY  |        |
|                      |                       | ErgoLastomer™         | 3200           |  | 55HU10LI5P25YY      |                 |        |
|                      |                       | Titan Polymer™        | 3500           |  | 55PX60LO5P25YY      | 55PX60LO7925YY  |        |
|                      |                       | Ironman               | 3500           |  | 55NX60LB5P25YY      |                 |        |
|                      |                       | Semi-Steel            | 2500           | 55SS60LS2425YY   | 55SS60LS6925YY      |                 |        |
|                      | 2x1.5"                | Ductile Steel         | 3500           | 55DS60LR2425YY   | 55DS60LR5P25YY      | 55DS60LR7025YY  |        |
|                      |                       | EnergySaver Ductile™  | 3500           | 55CD60LR2425YY   | 55CD60LR5P25YY      | 55CD60LR7025YY  |        |
|                      |                       | Forged Steel          | 3500           | 55FS60LS2425YY   |                     | 55FS60LS7925YY  |        |
|                      |                       | Crown Forged Steel    | 3500           |  | 55FS60LX5025YY      | 55FS60LX7925YY  |        |
|                      |                       | Iron V-Groove         | 3500           | 55VG60L+2425YY   | 55VG60L+6925YY      |                 | T,W    |
|                      |                       | Ductile Iron V-Groove | 3500           | 55DV60L+2425YY   | 55DV60LT5P25YY      | 55DV60LT7025YY  | T,W    |
|                      |                       | Forged Iron V-Groove  | 3500           | 55FV60LW2425YY   |                     | 55FV60LW7925YY  |        |
|                      |                       | DW-Blue               | 3500           |  | 55DW60LBT425YY      |                 |        |
|                      |                       | DW-Gray               | 3500           |  | 55DW60LGT425YY      |                 |        |
| Crown DW-Blue        |                       | 3500                  |                | 55DW60YBT425YY   |                     |                 |        |
| Crown DW-Gray        | 3500                  |                       | 55DW60YGT425YY |  |                     |                 |        |
| 8"                   |                       | Yoke only             |                | 55ZZ80LZ8825YY   |                     |                 |        |
|                      | 2-1/2"                | Neo-Energizer         | 1400           | 55EN80KB2325YY   | 55EN80KB8925YY      |                 |        |
|                      |                       | Mold-On Rubber        | 850            | 55RS80QB2425YY   | 55RS80QB6925YY      |                 |        |
|                      |                       | Phenolic              | 2000           | 55PH80QB2425YY   | 55PH80QB6925YY      |                 |        |
|                      |                       | Polyon™               | 2000           | 55PU80Q+2425YY   | 55PU80Q+6925YY      |                 | G,V    |
|                      |                       | EnergySaver Polyon™   | 2200           | 55SW80QU2425YY   | 55SW80QU6925YY      | 55SW80QU7025YY  |        |
|                      |                       | Semi-Steel            | 1800           | 55SS80QS2425YY   | 55SS80QS6925YY      |                 |        |
|                      |                       | Ductile Steel         | 3500           | 55DS80QR2425YY   | 55DS80QR6925YY      | 55DS80QR7025YY  |        |
|                      |                       | EnergySaver Ductile™  | 3500           | 55CD80QR2425YY   | 55CD80QR5P25YY      | 55CD80QR7025YY  |        |
|                      | 3"                    | Iron V-Groove         | 2500           | 55VG80QT2425YY   | 55VG80QT6925YY      |                 |        |
|                      |                       | Ductile Iron V-Groove | 3500           | 55DV80QT2425YY   | 55DV80QT6925YY      | 55DV80QT7025YY  |        |
|                      |                       | Mold-On Rubber        | 900            | 55RS80LB2425YY   | 55RS80LB6925YY      |                 |        |
|                      |                       | Supreme Rubber™       | 1000           |  |                     | 55RH80LS7025YY  |        |
|                      |                       | Phenolic              | 2500           | 55PH80LB2425YY   | 55PH80LB6925YY      |                 |        |
|                      |                       | High-Temp Phenolic    | 1900           | 55HT80LQ2425YY   | 55HT80LQ6925YY      |                 |        |
|                      |                       | Epoxy                 | 1900           | 55OV80LQ2425YY   | 55OV80LQ6925YY      |                 |        |
|                      |                       | Polyon™               | 2500           | 55PU80L+2425YY   | 55PU80L5P25YY       |                 | G,V    |
|                      |                       | EnergySaver Polyon™   | 2700           | 55SW80LU2425YY   | 55SW80LU5P25YY      | 55SW80LU7025YY  |        |
|                      |                       | UltraPoly™            | 3500           | 55EX80LG2425YY   | 55EX80LG5P25YY      | 55EX80LG7025YY  |        |
|                      |                       | 2x1.5"                | ErgoLastomer™  | 3000   |                     | 55HU80LI5P25YY  |        |
|                      | Titan Polymer™        |                       | 3500           |  | 55PX80LO5P25YY      | 55PX80LO7925YY  |        |
|                      | Ironman               |                       | 3500           |  | 55NX80LB5P25YY      |                 |        |
|                      | Semi-Steel            |                       | 2500           | 55SS80LS2425YY   | 55SS80LQ6925YY      |                 |        |
|                      | Ductile Steel         |                       | 3500           | 55DS80LR2425YY   | 55DS80LR5P25YY      | 55DS80LR7025YY  |        |
|                      | EnergySaver Ductile™  |                       | 3500           | 55CD80LR2425YY   | 55CD80LR6925YY      | 55CD80LR7025YY  |        |
|                      | Forged Steel          |                       | 3500           | 55FS80LS2425YY   |                     | 55FS80LS7925YY  |        |
|                      | Crown Forged Steel    |                       | 3500           |  | 55FS80LX5P25YY      | 55FS80LX7925YY  |        |
|                      | Iron V-Groove         |                       | 3500           | 55VG80L+2425YY   | 55VG80L+6925YY      |                 | T,W    |
|                      | Ductile Iron V-Groove |                       | 3500           | 55DV80L+2425YY   | 55DV80L+5P25YY      | 55DV80L+7025YY  | T,W    |
| Forged Iron V-Groove | 3500                  | 55FV80LW2425YY        |                | 55FV80LW7925YY   |                     |                 |        |
| DW-Blue              | 3500                  |                       | 55DW80LBT425YY |  |                     |                 |        |
| DW-Gray              | 3500                  |                       | 55DW80LGT425YY |  |                     |                 |        |
| Crown DW-Blue        | 3500                  |                       | 55DW80YBT425YY |  |                     |                 |        |
| Crown DW-Gray        | 3500                  |                       | 55DW80YGT425YY |  |                     |                 |        |



55/56 SERIES • CAPACITY 3500

| Wheel Diameter       | Tread Width           | Wheel Type          | Load Capacity  | Swivel caster part number shown below; to order Rigid casters change part number prefix 55 to 56 |                     |                 | +Color |
|----------------------|-----------------------|---------------------|----------------|--|---------------------|-----------------|--------|
|                      |                       |                     |                | Roller Bearings 24   | Sealed Precision BB | Tapered Bearing |        |
|                      |                       |                     |                | Add options by replacing YY in part number with option designators.                              |                     |                 |        |
| 7"                   | 3"                    | Yoke only           |                | 55ZZ70LZ8825YY   |                     |                 |        |
|                      |                       | Phenolic            | 2800           | 55PH70LB2425YY   | 55PH70LB6925YY      |                 |        |
| 10"                  | 2-1/2"                | Yoke only           |                | 55ZZ10LZ8825YY   |                     |                 |        |
|                      |                       | Mold-On Rubber      | 1000           | 55RS10QB2425YY   | 55RS10QB6925YY      |                 |        |
|                      |                       | Phenolic            | 2500           | 55PH10QB2425YY   | 55PH10QB6925YY      |                 |        |
|                      |                       | Polyon™             | 2200           | 55PU10Q+2425YY   | 55PU10Q+6925YY      | G,V             |        |
|                      |                       | EnergySaver Polyon™ | 2400           | 55SW10QU2425YY   | 55SW10QU6925YY      | 55SW10QU7025YY  |        |
|                      |                       | Semi-Steel          | 2000           | 55SS10QS2425YY   | 55SS10QS6925YY      |                 |        |
|                      | 3"                    | Ductile             | 3500           | 55DS10QR2425YY   | 55DS10QR6925YY      |                 |        |
|                      |                       | Mold-On Rubber      | 1100           | 55RS10LB2425YY   | 55RS10LB6925YY      | 55RS10LB7025YY  |        |
|                      |                       | Supreme Rubber™     | 1300           |  |                     | 55RH10LS7025YY  |        |
|                      |                       | Phenolic            | 2900           | 55PH10LB2425YY   | 55PH10LB6925YY      |                 |        |
|                      |                       | High-Temp Phenolic  | 2400           | 55HT10LQ2425YY   | 55HT10LQ6925YY      |                 |        |
|                      |                       | Epoxy               | 2400           | 55OV10LQ2425YY   | 55OV10LQ6925YY      |                 |        |
|                      |                       | Polyon™             | 3000           | 55PU10L+2425YY   | 55PU10LG5P25YY      | G,V             |        |
|                      |                       | EnergySaver Polyon™ | 3000           | 55SW10LU2425YY   | 55SW10LU6925YY      | 55SW10LU7025YY  |        |
|                      |                       | UltraPoly™          | 3500           | 55EX10LG2425YY   | 55EX10LG5P25YY      | 55EX10LG7025YY  |        |
|                      |                       | ErgoLastomer™       | 3200           |  | 55HU10LI5P25YY      |                 |        |
|                      |                       | Titan Polymer™      | 3500           |  | 55PX10LO5P25YY      | 55PX10LO7925YY  |        |
|                      |                       | Ironman             | 3500           |  | 55NX10LB5P25YY      |                 |        |
|                      |                       | Semi-Steel          | 2500           | 55SS10LS2425YY   | 55SS10LS6925YY      |                 |        |
|                      |                       | Ductile             | 3500           | 55DS10LR2425YY   | 55DS10LR5P25YY      | 55DS10LR7025YY  |        |
|                      | EnergySaver Ductile™  | 3500                | 55CD10LR2425YY | 55CD10LR6925YY   | 55CD10LR7025YY      |                 |        |
|                      | Forged Steel          | 3500                | 55FS10LS2425YY |  | 55FS10LS7925YY      |                 |        |
|                      | Crown Forged Steel    | 3500                |                | 55FS10LX5P25YY   | 55FS10LX7925YY      |                 |        |
|                      | Iron V-Groove         | 3500                | 55VG10L+2425YY | 55VG10L+6925YY   |                     |                 |        |
|                      | Ductile Iron V-Groove | 3500                | 55DV10L+2425YY | 55DV10L+5P25YY   | 55DV10L+7025YY      |                 |        |
|                      | 2x1.5"                | DW-BLUE             | 3500           |  | 55DW10LBT425YY      |                 |        |
|                      |                       | DW-GRAY             | 3500           |  | 55DW10LGT425YY      |                 |        |
|                      |                       | Crown DW-Blue       | 3500           |  | 55DW10YBT425YY      |                 |        |
|                      |                       | Crown DW-Red        | 2500           |  | 55DW10YRT425YY      |                 |        |
|                      |                       | Crown DW-Gray       | 3500           |  | 55DW10YGT425YY      |                 |        |
| 12"                  | Yoke only             |                     | 55ZZ12LZ8825YY |  |                     |                 |        |
|                      | 2-1/2"                | Mold-On Rubber      | 1000           | 55RS12QB2425YY   | 55RS12QB6925YY      |                 |        |
|                      |                       | Phenolic            | 3000           | 55PH12QB2425YY   | 55PH12QB6925YY      |                 |        |
|                      |                       | Polyon™             | 2500           | 55PU12Q+2425YY   | 55PU12Q+6925YY      | G,V             |        |
|                      |                       | EnergySaver Polyon™ | 2700           | 55SW12QU2425YY   | 55SW12QU6925YY      |                 |        |
|                      |                       | Semi-Steel          | 2000           | 55SS12QS2425YY   | 55SS12QS6925YY      |                 |        |
|                      | 3"                    | Mold-On Rubber      | 1300           | 55RS12LB2425YY   | 55RS12LB6925YY      |                 |        |
|                      |                       | Supreme Rubber™     | 1400           |  |                     | 55RH12LS7025YY  |        |
|                      |                       | Epoxy               | 2600           | 55OV12LQ2425YY   | 55OV12LQ6925YY      |                 |        |
|                      |                       | Phenolic            | 3500           | 55PH12LB2425YY   | 55PH12LB6925YY      |                 |        |
|                      |                       | Polyon™             | 3500           | 55PU12L+2425YY   | 55PU12LG65P25YY     | G,V             |        |
|                      |                       | EnergySaver Polyon™ | 3500           | 55SW12LU2425YY   | 55SW12LU6925YY      | 55SW12LU7025YY  |        |
|                      |                       | UltraPoly™          | 3500           | 55EX12LG2425YY   | 55EX12LG5P25YY      | 55EX12LG7025YY  |        |
|                      |                       | Titan Polymer™      | 3500           |  | 55PX12LO5P25YY      | 55PX12LO7925YY  |        |
|                      |                       | Ironman             | 3500           |  | 55NX12LB5P25YY      |                 |        |
|                      |                       | Semi-Steel          | 2500           | 55SS12LS2425YY   | 55SS12LS6925YY      |                 |        |
|                      |                       | Ductile             | 3500           | 55DS12LR2425YY   | 55DS12LR5P25YY      | 55DS12LR7025YY  |        |
| EnergySaver Ductile™ |                       | 3500                | 55CD12LR2425YY | 55CD12LR6925YY   | 55CD12LR7025YY      |                 |        |
| Forged Steel         | 3500                  |                     |                | 55FS12LS7925YY   |                     |                 |        |
| 2 x 1.5"             | DW-BLUE               | 3500                |                | 55DW12LBT425YY   |                     |                 |        |
|                      | Crown DW-Red          | 2700                |                | 55DW12YRT425YY   |                     |                 |        |
| 16"                  | 3"                    | Yoke only           |                | 55ZZ16LZ8825YY   |                     |                 |        |
|                      |                       | Mold-On Rubber      | 1500           | 55RS16LB2425YY   | 55RS16LB6925YY      |                 |        |
|                      |                       | Phenolic            | 3500           | 55PH16LB2425YY   | 55PH16LB6925YY      |                 |        |
|                      |                       | Polyon™             | 3500           | 55PU16LG2425YY   | 55PU16LB6925YY      |                 |        |
|                      |                       | Titan Polymer™      | 3500           |  | 55PX16LO7P25YY      |                 |        |



# 57/58 Heavy Duty Kingpinless Series – 7,000lbs

- ASTM1045 drop forged swivel head, 5/16" thick, 3" diameter precisely machined and hardened raceway, loaded 1/2" dia. hardened ball bearings
- Viton® Seal integrated with raceways available
- Legs are double welded 3/8" thick steel
- Grease fitting on raceway and axle
- 3/4" axle bolt/nut
- Zinc plated finish



57DW10LBT419-0T0000

57PX10LO5P19YY

57NX10LB5P19-0F0000



57/58 SERIES • CAPACITY 7000

| Face Contact Brake (FY) | Toe Guard (4Y) | 4-Position Lock (PY) | Top Lock Brake (TY) |
|-------------------------|----------------|----------------------|---------------------|
|                         |                |                      |                     |

### Fastening Pattern

| Plate Code | Overall Size    | Bolt Hole Pattern                     | Swivel Radius |
|------------|-----------------|---------------------------------------|---------------|
| 19         | 4-1/2" x 6-1/4" | 2-7/16" x 4-15/16" to 3-3/8" x 5-1/4" | 1/2"          |

### Overall Height and Swivel Radius

| Wheel Diameter | Overall Height | Denotation Code | Swivel Radius |
|----------------|----------------|-----------------|---------------|
| 5"             | 7"             | 50              | 4"            |
| 6"             | 7-1/2"         | 60              | 4-5/8"        |
| 8"             | 10-1/8"        | 80              | 6-3/8"        |
|                |                | 89              | 7-1/2"        |
| 10"            | 11-1/2"        | 10              | 7-9/16"       |
|                |                | 19              | 8-1/2"        |
| 12"            | 13-1/2"        | 12              | 9-1/8"        |



57/58 SERIES • CAPACITY 7000

| Wheel Diameter       | Tread Width           | Wheel Type            | Load Capacity  | Swivel caster part number shown below; to order Rigid casters change part number prefix 57 to 58 |                     |                 |           | +Color |
|----------------------|-----------------------|-----------------------|----------------|--|---------------------|-----------------|-----------|--------|
|                      |                       |                       |                | Roller Bearings 24   | Sealed Precision BB | Tapered Bearing | *Load Cap |        |
|                      |                       |                       |                | Add options by replacing YY in part number with option designators.                              |                     |                 |           |        |
| 5"                   |                       | Yoke only             |                | 57ZZ50LZ8819YY   |                     |                 |           |        |
|                      | 2-1/2"                | Ductile Steel         | 2000           | 57DS50QR2419YY   | 57DS50QR6919YY      |                 |           |        |
|                      | 3"                    | Polyon™               | 1400           | 57PU50LG2419YY   | 57PU50LG6919YY      |                 |           |        |
| 6"                   |                       | Yoke only             |                | 57ZZ60LZ8819YY   |                     |                 |           |        |
|                      | 2-1/2"                | Mold-On Rubber        | 700            | 57RS60QB2419YY   | 57RS60QB6919YY      |                 |           |        |
|                      |                       | Phenolic              | 1600           | 57PH60QB2419YY   | 57PH60QB6919YY      |                 |           |        |
|                      |                       | Polyon™               | 1600           | 57PU60Q+2419YY   | 57PU60Q+6919YY      |                 |           | G,V    |
|                      |                       | EnergySaver Polyon™   | 1700           | 57SW60QU2419YY   | 57SW60QU6919YY      | 57SW60QU7019YY  |           |        |
|                      |                       | ErgoLastomer™         | 2200           |  | 57HU60QI6519YY      |                 |           |        |
|                      |                       | Semi-Steel            | 1800           | 57SS60QS2419YY   | 57SS60QS6919YY      |                 |           |        |
|                      |                       | Ductile Steel         | 3500           | 57DS60QR2419YY   | 57DS60QR6919YY      | 57DS60QR7019YY  |           |        |
|                      |                       | EnergySaver Ductile™  | 3500           | 57CD60QR2419YY   | 57CD60QR6919YY      | 57CD60QR7019YY  |           |        |
|                      | 3"                    | Iron V-Groove         | 2500           | 57VG60QT2419YY   | 57VG60QT6919YY      |                 |           |        |
|                      |                       | Ductile Iron V-Groove | 3500           | 57DV60QT2419YY   | 57DV60QT6919YY      | 57DV60QT7019YY  |           |        |
|                      |                       | Mold-On Rubber        | 750            | 57RS60LB2419YY   | 57RS60LB6919YY      |                 |           |        |
|                      |                       | Supreme Rubber™       | 850            |  |                     | 57RH60LS7019YY  |           |        |
|                      |                       | Phenolic              | 2000           | 57PH60LB2419YY   | 57PH60LB6919YY      |                 |           |        |
|                      |                       | Polyon™               | 2000           | 57PU60L+2419YY   | 57PU60L+6919YY      |                 |           | G,V    |
|                      |                       | EnergySaver Polyon™   | 2200           | 57SW60LU2419YY   | 57SW60LU6919YY      | 57SW60LU2419YY  |           |        |
|                      |                       | UltraPoly™            | 3000           | 57EX60LG2419YY   | 57EX60LG5P19YY      | 57EX60LG7019YY  |           |        |
|                      |                       | Titan Polymer™        | 4000           |  | 57PX60LO5P19YY      | 57PX60LO7919YY  |           |        |
|                      |                       | Ironman               | 7000           |  | 57NX60LB5P19YY      |                 |           |        |
|                      |                       | Semi-Steel            | 2500           | 57SS60LS2419YY   | 57SS60LS6919YY      |                 |           |        |
| Ductile Steel        |                       | 6000                  | 57DS60LR2419YY | 57DS60LR5P19YY   | 57DS60LR7019YY      | *7000           |           |        |
| EnergySaver Ductile™ | 6000                  | 57CD60LR2419YY        | 57CD60LR5P19YY | 57CD60LR7019YY   | *7000               |                 |           |        |
| 2 x 1.5"             | Forged Steel          | 6000                  | 57FS60LS2419YY |  | 57FS60LS7919YY      | *7000           |           |        |
|                      | Crown Forged Steel    | 6000                  |                | 57FS60LX5P19YY   | 57FS60LX7919YY      | *7000           |           |        |
|                      | Iron V-Groove         | 3500                  | 57VG60L+2419YY | 57VG60L+6919YY   |                     |                 | T,W       |        |
|                      | Ductile Iron V-Groove | 5000                  | 57DV60L+2419YY | 57DV60LT5P19YY   | 57DV60LT7019YY      |                 | T,W       |        |
|                      | Forged Iron V-Groove  | 6000                  | 57FV60LW2419YY |  | 57FV60LW7919YY      | *7000           |           |        |
|                      | DW-Blue               | 3500                  |                | 57DW60LBT419YY   |                     |                 |           |        |
|                      | DW-Gray               | 3900                  |                | 57DW60LGT419YY   |                     |                 |           |        |
|                      | Crown DW-Blue         | 3500                  |                | 57DW60YBT419YY   |                     |                 |           |        |
|                      | Crown DW-Gray         | 3900                  |                | 57DW60YGT419YY   |                     |                 |           |        |
|                      | 8"                    |                       | Yoke only      |  | 57ZZ80LZ8819YY      |                 |           |        |
| 2-1/2"               |                       | Neo-Energizer         | 1400           | 57EN80KB2319YY   | 57EN80KB8919YY      |                 |           |        |
|                      |                       | Mold-On Rubber        | 850            | 57RS80QB2419YY   | 57RS80QB6919YY      |                 |           |        |
|                      |                       | Phenolic              | 2000           | 57PH80QB2419YY   | 57PH80QB6919YY      |                 |           |        |
|                      |                       | Polyon™               | 2000           | 57PU80Q+2419YY   | 57PU80Q+6919YY      |                 |           | G,V    |
|                      |                       | EnergySaver Polyon™   | 2200           | 57SW80QU2419YY   | 57SW80QU6919YY      | 57SW80QU7019YY  |           |        |
|                      |                       | ErgoLastomer™         | 2300           |  | 57HU80QI5P19YY      |                 |           |        |
|                      |                       | Semi-Steel            | 1800           | 57SS80QS2419YY   | 57SS80QS6919YY      |                 |           |        |
|                      |                       | Ductile               | 4000           | 57DS80QR2419YY   | 57DS80QR6919YY      | 57DS80QR7019YY  |           |        |
| 3"                   |                       | EnergySaver Ductile™  | 4000           | 57CD80QR2419YY   | 57CD80QR5P19YY      | 57CD80QR7019YY  |           |        |
|                      |                       | Iron V-Groove         | 2500           | 57VG80QT2419YY   | 57VG80QT6919YY      |                 |           |        |
|                      |                       | Ductile Iron V-Groove | 3500           | 57DV80QT2419YY   | 57DV80QT6919YY      | 57DV80QT7019YY  |           |        |
|                      |                       | Mold-On Rubber        | 900            | 57RS80LB2419YY   | 57RS80LB6919YY      |                 |           |        |
|                      |                       | Supreme Rubber™       | 1000           |  |                     | 57RH80LS7019YY  |           |        |
|                      |                       | Phenolic              | 2500           | 57PH80LB2419YY   | 57PH80LB6919YY      |                 |           |        |
|                      |                       | High-Temp Phenolic    | 1900           | 57HT80LQ2419YY   | 57HT80LQ6919YY      |                 |           |        |
|                      |                       | Epoxy                 | 1900           | 57OV80LQ2419YY   | 57OV80LQ6919YY      |                 |           |        |
|                      |                       | Polyon™               | 2500           | 57PU80L+2419YY   | 57PU80LG5P19YY      |                 |           | G,V    |
|                      |                       | EnergySaver Polyon™   | 2700           | 57SW80LU2419YY   | 57SW80LU5P19YY      | 57SW80LU7019YY  |           |        |
|                      |                       | UltraPoly™            | 3500           | 57EX80LG2419YY   | 57EX80LG5P19YY      | 57EX80LG7019YY  |           |        |
|                      | ErgoLastomer™         | 3000                  |                | 57HU80LI5P19YY   |                     |                 |           |        |
| 2 x 1.5"             | Titan Polymer™        | 5500                  |                | 57PX80LO5P19YY   | 57PX80LO7919YY      |                 |           |        |
|                      | Ironman               | 7000                  |                | 57NX80LB5P19YY   |                     |                 |           |        |
|                      | Semi-Steel            | 2500                  | 57SS80LS2419YY | 57SS80LS6919YY   |                     |                 |           |        |
|                      | Ductile               | 6000                  | 57DS80LR2419YY | 57DS80LR5P19YY   | 57DS80LR7019YY      | *7000           |           |        |
|                      | EnergySaver Ductile™  | 6000                  | 57CD80LR2419YY | 57CD80LR6919YY   | 57CD80LR7019YY      | *7000           |           |        |
|                      | Forged Steel          | 6000                  | 57FS80LS2419YY |  | 57FS80LS7919YY      | *7000           |           |        |
|                      | Crown Forged Steel    | 6000                  |                | 57FS80LX5P19YY   | 57FS80LX7919YY      | *7000           |           |        |
|                      | Iron V-Groove         | 3500                  | 57VG80L+2419YY | 57VG80L+6919YY   |                     |                 | T,W       |        |
|                      | Ductile Iron V-Groove | 5000                  | 57DV80L+2419YY | 57DV80L+5P19YY   | 57DV80L+7019YY      |                 | T,W       |        |
|                      | Forged Iron V-Groove  | 6000                  | 57FV80LW2419YY |  | 57FV80LW7919YY      | *7000           |           |        |

\*Load capacity with tapered bearings



| Wheel Diameter | Tread Width           | Wheel Type           | Load Capacity  | Swivel caster part number shown below; to order Rigid casters change part number prefix 57 to 58 |                     |                 |           | +Color |
|----------------|-----------------------|----------------------|----------------|--|---------------------|-----------------|-----------|--------|
|                |                       |                      |                | Roller Bearings 24   | Sealed Precision BB | Tapered Bearing | *Load Cap |        |
|                |                       |                      |                | Add options by replacing YY in part number with option designators.                              |                     |                 |           |        |
| 10"            | 2-1/2"                | Yoke only            |                | 57ZZ10LZ8819YY   |                     |                 |           |        |
|                |                       | Mold-On Rubber       | 1000           | 57RS10QB2419YY   | 57RS10QB6919YY      |                 |           |        |
|                |                       | Phenolic             | 2500           | 57PH10QB2419YY   | 57PH10QB6919YY      |                 |           |        |
|                |                       | Polyon™              | 2200           | 57PU10Q+2419YY   | 57PU10Q+6919YY      |                 |           | G,V    |
|                |                       | EnergySaver Polyon™  | 2400           | 57SW10QU2419YY   | 57SW10QU6919YY      | 57SW10QU7019YY  |           |        |
|                |                       | Semi-Steel           | 2000           | 57SS10QS2419YY   | 57SS10QS6919YY      |                 |           |        |
|                | 3"                    | Ductile              | 4500           | 57DS10QR2419YY   | 57DS10QR6919YY      |                 |           |        |
|                |                       | Mold-On Rubber       | 1100           | 57RS10LB2419YY   | 57RS10LB6919YY      | 57RS10LB7019YY  |           |        |
|                |                       | Supreme Rubber™      | 1300           |  |                     | 57RH10LS7019YY  |           |        |
|                |                       | Phenolic             | 2900           | 57PH10LB2419YY   | 57PH10LB6919YY      |                 |           |        |
|                |                       | High-Temp Phenolic   | 2400           | 57HT10LQ2419YY   | 57HT10LQ6919YY      |                 |           |        |
|                |                       | Epoxy                | 2400           | 57OV10LQ2419YY   | 57OV10LQ6919YY      |                 |           |        |
|                |                       | Polyon™              | 3000           | 57PU10L+2419YY   | 57PU10LG5P19YY      |                 |           | G,V    |
|                |                       | EnergySaver Polyon™  | 3000           | 57SW10LU2419YY   | 57SW10LU6919YY      | 57SW10LU7019YY  |           |        |
|                |                       | UltraPoly™           | 4000           | 57EX10LG2419YY   | 57EX10LG5P19YY      | 57EX10LG7019YY  |           |        |
|                |                       | ErgoLastomer™        | 3200           |  | 57HU10LI5P19YY      |                 |           |        |
|                |                       | Titan Polymer™       | 6000           |  | 57PX10LO5P19YY      | 57PX10LO7919YY  |           |        |
|                |                       | Ironman              | 7000           |  | 57NX10LB5P19YY      |                 |           |        |
|                |                       | Semi-Steel           | 2500           | 57SS10LS2419YY   | 57SS10LS6919YY      |                 |           |        |
|                |                       | Ductile              | 6000           | 57DS10LR2419YY   | 57DS10LR5P19YY      | 57DS10LR7019YY  | *7000     |        |
|                |                       | EnergySaver Ductile™ | 6000           | 57CD10LR2419YY   | 57CD10LR6919YY      | 57CD10LR7019YY  | *7000     |        |
|                | Forged Steel          | 6000                 | 57FS10LS2419YY |  | 57FS10LS7919YY      | *7000           |           |        |
|                | Crown Forged Steel    | 6000                 |                | 57FS10LX5P19YY   | 57FS10LX7919YY      | *7000           |           |        |
|                | Iron V-Groove         | 3500                 | 57VG10L+2419YY | 57VG10L+6919YY   |                     |                 | T,W       |        |
|                | Ductile Iron V-Groove | 6000                 | 57DV10L+2419YY | 57DV10L+5P19YY   | 57DV10L+7019YY      | *7000           | T,W       |        |
|                | 2 x 1.5"              | DW-BLUE              | 4600           |  | 57DW10LBT419YY      |                 |           |        |
|                |                       | DW-GRAY              | 5200           |  | 57DW10LGT419YY      |                 |           |        |
|                |                       | Crown DW-Blue        | 4600           |  | 57DW10YBT419YY      |                 |           |        |
| Crown DW-Red   |                       | 2500                 |                | 57DW10YRT419YY   |                     |                 |           |        |
| Crown DW-Gray  |                       | 5200                 |                | 57DW10YGT419YY   |                     |                 |           |        |
| 12"            | 2-1/2"                | Yoke only            |                | 57ZZ12LZ8819YY   |                     |                 |           |        |
|                |                       | Mold-On Rubber       | 1200           | 57RS12QB2419YY   | 57RS12QB6919YY      |                 |           |        |
|                |                       | Phenolic             | 3000           | 57PH12QB2419YY   | 57PH12QB6919YY      |                 |           |        |
|                |                       | Polyon™              | 2500           | 57PU12Q+2419YY   | 57PU12Q+6919YY      |                 |           |        |
|                |                       | EnergySaver Polyon™  | 2700           | 57SW12QU2419YY   | 57SW12QU6919YY      |                 |           |        |
|                | 3"                    | Semi-Steel           | 2000           | 57SS12QS2419YY   | 57SS12QS6919YY      |                 |           |        |
|                |                       | Mold-On Rubber       | 1300           | 57RS12LB2419YY   | 57RS12LB6919YY      |                 |           |        |
|                |                       | Supreme Rubber™      | 1400           |  |                     | 57RH12LS7019YY  |           |        |
|                |                       | Epoxy                | 2600           | 57OV12LQ2419YY   | 57OV12LQ6919YY      |                 |           |        |
|                |                       | Phenolic             | 3500           | 57PH12LB2419YY   | 57PH12LB6919YY      |                 |           |        |
|                |                       | Polyon™              | 3500           | 57PU12L+2419YY   | 57PU12LG5P19YY      |                 |           |        |
|                |                       | EnergySaver Polyon™  | 3500           | 57SW12LU2419YY   | 57SW12LU6919YY      | 57SW12LU7019YY  |           |        |
|                |                       | UltraPoly™           | 5000           | 57EX12LG2419YY   | 57EX12LG5P19YY      | 57EX12LG7019YY  |           |        |
|                |                       | Titan Polymer™       | 6500           |  | 57PX12LO5P19YY      | 57PX12LO7919YY  |           |        |
|                |                       | Ironman              | 7000           |  | 57NX12LB5P19YY      |                 |           |        |
|                |                       | Semi-Steel           | 2500           | 57SS12LS2419YY   | 57SS12LS6919YY      |                 |           |        |
|                |                       | Ductile              | 6000           | 57DS12LR2419YY   | 57DS12LR5P19YY      | 57DS12LR7019YY  | *7000     |        |
|                |                       | EnergySaver Ductile™ | 6000           | 57CD12LR2419YY   | 57CD12LR6919YY      | 57CD12LR7019YY  | *7000     |        |
|                | Forged Steel          | 6000                 |                |  | 57FS12LS7919YY      | *7000           |           |        |
|                | 2 x 1.5"              | DW-BLUE              | 3500           |  | 57DW12LBT419YY      |                 |           |        |
|                |                       | Crown DW-Red         | 4600           |  | 57DW12YRT419YY      |                 |           |        |

\*Load capacity with tapered bearings



# E5/58 Heavy Duty Kingpinless Series – 5,000lbs

- ASTM1045 machined swivel head and hardened raceway
- Legs are double welded 3/8" thick steel
- Grease fitting on raceway and axle
- 3/4" axle bolt/nut
- Zinc plated finish



E5EX10LG2419YY



E5PU10LV2419YY



E5RH10LS2419YY



E5/58 SERIES • CAPACITY 7000

| Fastening Pattern |                 |                                       |                    |
|-------------------|-----------------|---------------------------------------|--------------------|
| Plate Code        | Overall Size    | Bolt Hole Pattern                     | Mounting Bolt size |
| 19                | 4-1/2" x 6-1/4" | 2-7/16" x 4-15/16" to 3-3/8" x 5-1/4" | 1/2"               |

| Overall Height and Swivel Radius |                |                 |               |
|----------------------------------|----------------|-----------------|---------------|
| Wheel Diameter                   | Overall Height | Denotation Code | Swivel Radius |
| 6"                               | 7-1/2"         | 60              | 5-1/2"        |
| 8"                               | 10-1/8"        | 80              | 6-1/4"        |
| 10"                              | 11-1/2"        | 10              | 7-1/2"        |

| Wheel Diameter | Tread Width           | Wheel Type           | Load Capacity  | Swivel caster part number shown below; to order Rigid casters change part number prefix E57 to 58 |                     |                 | +Color |
|----------------|-----------------------|----------------------|----------------|---|---------------------|-----------------|--------|
|                |                       |                      |                | Roller Bearings 24  | Sealed Precision BB | Tapered Bearing |        |
|                |                       |                      |                | Add options by replacing YY in part number with option designators.                               |                     |                 |        |
| 6"             | 2-1/2"                | Yoke only            |                | E5ZZ60LZ8819YY  |                     |                 |        |
|                |                       | Mold-On rubber       | 700            | E5RS60QB2419YY  | E5RS60QB6919YY      |                 |        |
|                |                       | Phenolic             | 1600           | E5PH60QB2419YY  | E5PH60QB6919YY      |                 |        |
|                |                       | Polyon™              | 1600           | E5PU60Q+2419YY  | E5PU60Q+6919YY      |                 | G,V    |
|                |                       | EnergySaver Polyon™  | 1700           | E5SW60QU2419YY  | E5SW60QU6919YY      | E5SW60QU7019YY  |        |
|                |                       | ErgoLastomer™        | 2200           |   | E5HU60QI6519YY      |                 |        |
|                |                       | Semi-Steel           | 1800           | E5SS60QS2419YY  | E5SS60QS6919YY      |                 |        |
|                |                       | Ductile Steel        | 3500           | E5DS60QR2419YY  | E5DS60QR6919YY      | E5DS60QR7019YY  |        |
|                |                       | EnergySaver Ductile™ | 3500           | E5CD60QR2419YY  | E5CD60QR6919YY      | E5CD60QR7019YY  |        |
|                | Iron V-Groove         | 2500                 | E5VG60QT2419YY | E5VG60QT6919YY  |                     |                 |        |
|                | Ductile Iron V-Groove | 3500                 | E5DV60QT2419YY | E5DV60QT6919YY  | E5DV60QT7019YY      |                 |        |
|                | 3"                    | Mold-On rubber       | 750            | E5RS60LB2419YY  | E5RS60LB6919YY      |                 |        |
|                |                       | Supreme Rubber™      | 850            |   |                     | E5RH60LS7019YY  |        |
|                |                       | Phenolic             | 2000           | E5PH60LB2419YY  | E5PH60LB6919YY      |                 |        |
|                |                       | Polyon™              | 2000           | E5PU60L+2419YY  | E5PU60L+6919YY      |                 | G,V    |
|                |                       | EnergySaver Polyon™  | 2200           | E5SW60LU2419YY  | E5SW60LU6919YY      | E5SW60LU2419YY  |        |
|                |                       | UltraPoly™           | 3000           | E5EX60LG2419YY  | E5EX60LG6519YY      | E5EX60LG7019YY  |        |
|                |                       | Titan Polymer™       | 4000           |   | E5PX60LO6519YY      | E5PX60LO7919YY  |        |
|                |                       | Ironman              | 5000           |   | E5NX60LB6519YY      |                 |        |
|                |                       | Semi-Steel           | 2500           | E5SS60LS2419YY  | E5SS60LS6919YY      |                 |        |
|                |                       | Ductile Steel        | 5000           | E5DS60LR2419YY  | E5DS60LR6519YY      | E5DS60LR7019YY  |        |
|                |                       | EnergySaver Ductile™ | 5000           | E5CD60LR2419YY  | E5CD60LR5P19YY      | E5CD60LR7019YY  |        |
|                |                       | Forged Steel         | 5000           | E5FS60LS2419YY  |                     | E5FS60LS7919YY  |        |
|                |                       | Crown Forged Steel   | 5000           |   | E5FS60LX5P19YY      | E5FS60LX7919YY  |        |
|                |                       | Iron V-Groove        | 3500           | E5VG60L+2419YY  | E5VG60L+6919YY      |                 | T,W    |
|                | Ductile Iron V-Groove | 5000                 | E5DV60L+2419YY | E5DV60LT6519YY  | E5DV60LT7019YY      | T,W             |        |
|                | Forged Iron V-Groove  | 5000                 | E5FV60LW2419YY |   | E5FV60LW7919YY      |                 |        |
|                | 2 x 1.5"              | DW-Blue              | 3500           |   | E5DW60LBT419YY      |                 |        |
| DW-Gray        |                       | 3900                 |                | E5DW60LGT419YY  |                     |                 |        |
| Crown DW-Blue  |                       | 3500                 |                | E5DW60YBT419YY  |                     |                 |        |
| Crown DW-Gray  |                       | 3900                 |                | E5DW60YGT419YY  |                     |                 |        |



E5/58 SERIES • CAPACITY 7000

| Wheel Diameter | Tread Width           | Wheel Type            | Load Capacity       | Swivel caster part number shown below; to order Rigid casters change part number prefix E57 to 58 |                     |                 | +Color         |     |
|----------------|-----------------------|-----------------------|---------------------|---|---------------------|-----------------|----------------|-----|
|                |                       |                       |                     | Roller Bearings 24  | Sealed Precision BB | Tapered Bearing |                |     |
|                |                       |                       |                     | Add options by replacing YY in part number with option designators                                |                     |                 |                |     |
| 8"             | 2-1/2"                | Yoke only             |                     | E5ZZ80LZ8819YY  |                     |                 |                |     |
|                |                       | Neo-Energizer         | 1400                | E5EN80KB2319YY  | E5EN80KB8919YY      |                 |                |     |
|                |                       | Mold-On rubber        | 850                 | E5RS80QB2419YY  | E5RS80QB6919YY      |                 |                |     |
|                |                       | Phenolic              | 2000                | E5PH80QB2419YY  | E5PH80QB6919YY      |                 |                |     |
|                |                       | Polyon™               | 2000                | E5PU80Q+2419YY  | E5PU80Q+6919YY      |                 | G,V            |     |
|                |                       | EnergySaver Polyon™   | 2200                | E5SW80QU2419YY  | E5SW80QU6919YY      | E5SW80QU7019YY  |                |     |
|                |                       | ErgoLastomer™         | 2300                |   | E5HU80QI6519YY      |                 |                |     |
|                |                       | Semi-Steel            | 1800                | E5SS80QS2419YY  | E5SS80QS6919YY      |                 |                |     |
|                |                       | Ductile               | 4000                | E5DS80QR2419YY  | E5DS80QR6919YY      | E5DS80QR7019YY  |                |     |
|                |                       | EnergySaver Ductile™  | 4000                | E5CD80QR2419YY  | E5CD80QR6519YY      | E5CD80QR7019YY  |                |     |
|                | Iron V-Groove         | 2500                  | E5VG80QT2419YY      | E5VG80QT6919YY  |                     |                 |                |     |
|                | Ductile Iron V-Groove | 3500                  | E5DV80QT2419YY      | E5DV80QT6919YY  | E5DV80QT7019YY      |                 |                |     |
|                | 3"                    | Mold-On rubber        | 900                 | E5RS80LB2419YY  | E5RS80LB6919YY      |                 |                |     |
|                |                       | Supreme Rubber™       | 1000                |   |                     | E5RH80LS7019YY  |                |     |
|                |                       | Phenolic              | 2500                | E5PH80LB2419YY  | E5PH80LB6919YY      |                 |                |     |
|                |                       | High-Temp Phenolic    | 1900                | E5HT80LQ2419YY  | E5HT80LQ6919YY      |                 |                |     |
|                |                       | Epoxy                 | 1900                | E5OV80LQ2419YY  | E5OV80LQ6919YY      |                 |                |     |
|                |                       | Polyon™               | 2500                | E5PU80L+2419YY  | E5PU80LG6519YY      |                 | G,V            |     |
|                |                       | EnergySaver Polyon™   | 2700                | E5SW80LU2419YY  | E5SW80LU6519YY      | E5SW80LU7019YY  |                |     |
|                |                       | UltraPoly™            | 3500                | E5EX80LG2419YY  | E5EX80LG6519YY      | E5EX80LG7019YY  |                |     |
|                |                       | ErgoLastomer™         | 3000                |   | E5HU80LI6519YY      |                 |                |     |
|                |                       | Titan Polymer™        | 5000                |   | E5PX80LO6519YY      | E5PX80LO7919YY  |                |     |
|                |                       | Ironman               | 5000                |   | E5NX80LB6519YY      |                 |                |     |
|                |                       | Semi-Steel            | 2500                | E5SS80LS2419YY  | E5SS80LS6919YY      |                 |                |     |
|                |                       | Ductile               | 5000                | E5DS80LR2419YY  | E5DS80LR6519YY      | E5DS80LR7019YY  |                |     |
|                |                       | EnergySaver Ductile™  | 5000                | E5CD80LR2419YY  | E5CD80LR6919YY      | E5CD80LR7019YY  |                |     |
|                |                       | Forged Steel          | 5000                | E5FS80LS2419YY  |                     | E5FS80LS7919YY  |                |     |
|                |                       | Crown Forged Steel    | 5000                |   | E5FS80LX5P19YY      | E5FS80LX7919YY  |                |     |
|                |                       | Iron V-Groove         | 3500                | E5VG80L+2419YY  | E5VG80L+6919YY      |                 | T,W            |     |
|                |                       | Ductile Iron V-Groove | 5000                | E5DV80L+2419YY  | E5DV80L+6519YY      | E5DV80L+7019YY  | T,W            |     |
|                |                       | Forged Iron V-Groove  | 5000                | E5FV80LW2419YY  |                     | E5FV80LW7919YY  |                |     |
|                | 2 x 1.5"              | DW-Blue               | 4000                |   | E5DW80LBT419YY      |                 |                |     |
|                |                       | DW-Gray               | 4500                |   | E5DW80LGT419YY      |                 |                |     |
|                |                       | Crown DW-Blue         | 4000                |   | E5DW80YBT419YY      |                 |                |     |
|                |                       | Crown DW-Gray         | 4500                |   | E5DW80YGT419YY      |                 |                |     |
|                | 10"                   | 2-1/2"                | Yoke only           |   | E5ZZ10LZ8819YY      |                 |                |     |
|                |                       |                       | Mold-On rubber      | 1000  | E5RS10QB2419YY      | E5RS10QB6919YY  |                |     |
|                |                       |                       | Phenolic            | 2500  | E5PH10QB2419YY      | E5PH10QB6919YY  |                |     |
|                |                       |                       | Polyon™             | 2200  | E5PU10Q+2419YY      | E5PU10Q+6919YY  |                | G,V |
|                |                       |                       | EnergySaver Polyon™ | 2400  | E5SW10QU2419YY      | E5SW10QU6919YY  | E5SW10QU7019YY |     |
| Semi-Steel     |                       |                       | 2000                | E5SS10QS2419YY  | E5SS10QS6919YY      |                 |                |     |
| 3"             |                       | Ductile               | 4500                | E5DS10QR2419YY  | E5DS10QR6919YY      |                 |                |     |
|                |                       | Mold-On rubber        | 1100                | E5RS10LB2419YY  | E5RS10LB6919YY      | E5RS10LB7019YY  |                |     |
|                |                       | Supreme Rubber™       | 1300                |   |                     | E5RH10LS7019YY  |                |     |
|                |                       | Phenolic              | 2900                | E5PH10LB2419YY  | E5PH10LB6919YY      |                 |                |     |
|                |                       | High-Temp Phenolic    | 2400                | E5HT10LQ2419YY  | E5HT10LQ6919YY      |                 |                |     |
|                |                       | Epoxy                 | 2400                | E5OV10LQ2419YY  | E5OV10LQ6919YY      |                 |                |     |
|                |                       | Polyon™               | 3000                | E5PU10L+2419YY  | E5PU10LG6519YY      |                 | G,V            |     |
|                |                       | EnergySaver Polyon™   | 3000                | E5SW10LU2419YY  | E5SW10LU6919YY      | E5SW10LU7019YY  |                |     |
|                |                       | UltraPoly™            | 4000                | E5EX10LG2419YY  | E5EX10LG6519YY      | E5EX10LG7019YY  |                |     |
|                |                       | ErgoLastomer™         | 3200                |   | E5HU10LI6519YY      |                 |                |     |
|                |                       | Titan Polymer™        | 5000                |   | E5PX10LO6519YY      | E5PX10LO7919YY  |                |     |
|                |                       | Ironman               | 5000                |   | E5NX10LB6519YY      |                 |                |     |
|                |                       | Semi-Steel            | 2500                | E5SS10LS2419YY  | E5SS10LS6919YY      |                 |                |     |
|                |                       | Ductile               | 5000                | E5DS10LR2419YY  | E5DS10LR6519YY      | E5DS10LR7019YY  |                |     |
|                |                       | EnergySaver Ductile™  | 5000                | E5CD10LR2419YY  | E5CD10LR6919YY      | E5CD10LR7019YY  |                |     |
|                |                       | Forged Steel          | 5000                | E5FS10LS2419YY  |                     | E5FS10LS7919YY  |                |     |
|                |                       | Crown Forged Steel    | 5000                |   | E5FS10LX5P19YY      | E5FS10LX7919YY  |                |     |
|                |                       | Iron V-Groove         | 3500                | E5VG10L+2419YY  | E5VG10L+6919YY      |                 | T,W            |     |
|                |                       | Ductile Iron V-Groove | 5000                | E5DV10L+2419YY  | E5DV10L+6519YY      | E5DV10L+7019YY  | T,W            |     |
| 2 x 1.5"       |                       | DW-BLUE               | 4600                |   | E5DW10LBT419YY      |                 |                |     |
|                |                       | DW-GRAY               | 5200                |   | E5DW10LGT419YY      |                 |                |     |
|                |                       | Crown DW-Blue         | 4600                |   | E5DW10YBT419YY      |                 |                |     |
|                |                       | Crown DW-Red          | 2500                |   | E5DW10YRT419YY      |                 |                |     |
|                |                       | Crown DW-Gray         | 5200                |   | E5DW10YGT419YY      |                 |                |     |





# 61/62 Heavy Duty Kingpinless Series – 7,000lbs

- ASTM1045 drop forged swivel head, 5/16" thick, 3" diameter precisely machined and hardened raceway, loaded 1/2" dia. hardened ball bearings
- Viton® Seal integrated with raceways available
- Legs are double welded 3/8" thick steel
- Grease fitting on raceway and axle
- 3/4" axle bolt/nut
- Zinc plated finish



61DW10XRT425-00P00F



61FS10LS5425-000004



61PX10LO5P25-0F0000



61/62 SERIES • CAPACITY 7000

| Face Contact Brake (FY) | Toe Guard (4Y) | 4-Position Lock (PY) | Top Lock Brake (TY) |
|-------------------------|----------------|----------------------|---------------------|
|                         |                |                      |                     |

### Fastening Pattern

| Plate Code | Overall Size    | Bolt holes Pattern                 | Mounting Bolt Size |
|------------|-----------------|------------------------------------|--------------------|
| 25         | 5-1/4" x 7-1/4" | 3-3/8" x 5-1/4" to 4-1/8" x 6-1/8" | 1/2"               |

### Overall Height and Swivel Radius

| Wheel diameter | Overall Height | Denotation Code      | Swivel Radius |
|----------------|----------------|----------------------|---------------|
| 5"             | 7-1/2"         | 50                   | 4-1/4"        |
| 6"             | 8"             | 60                   | 4-3/4"        |
|                |                | 6A(With Viton® Seal) |               |
| 8"             | 10-1/2"        | 80                   | 6-1/2"        |
|                |                | 8A(With Viton® Seal) |               |
| 10"            | 12-1/2"        | 10                   | 8-1/32"       |
|                |                | 0A(With Viton® Seal) |               |
| 12"            | 15-1/2"        | 12                   | 10-1/32"      |



61/62 SERIES • CAPACITY 7000

| Wheel Diameter        | Tread Width           | Wheel Type            | Load Capacity  | Swivel caster part number shown below; to order Rigid casters change part number prefix 61 to 62 |                     |                 |           | +Color |     |
|-----------------------|-----------------------|-----------------------|----------------|--|---------------------|-----------------|-----------|--------|-----|
|                       |                       |                       |                | Roller Bearings 24   | Sealed Precision BB | Tapered Bearing | *Load Cap |        |     |
|                       |                       |                       |                | Add options by replacing YY in part number with option designators.                              |                     |                 |           |        |     |
| 5"                    | Yoke only             |                       |                | 61ZZ50LZ8825YY   |                     |                 |           |        |     |
|                       | 2-1/2"                | Ductile Steel         | 2000           | 61DS50QR2425YY   | 61DS50QR6925YY      |                 |           |        |     |
|                       | 3"                    | Polyon™               | 1400           | 61PU50LG2425YY   | 61PU50LG6925YY      |                 |           |        |     |
| 6"                    | Yoke only             |                       |                | 61ZZ60LZ8825YY   |                     |                 |           |        |     |
|                       | 2-1/2"                | Mold-On Rubber        | 700            | 61RS60QB2425YY   | 61RS60QB6925YY      |                 |           |        |     |
|                       |                       | Phenolic              | 1600           | 61PH60QB2425YY   | 61PH60QB6925YY      |                 |           |        |     |
|                       |                       | Polyon™               | 1600           | 61PU60Q+2425YY   | 61PU60Q+6925YY      |                 |           | G,V    |     |
|                       |                       | EnergySaver Polyon™   | 1700           | 61SW60QU2425YY   | 61SW60QU6925YY      | 61SW60QU7025YY  |           |        |     |
|                       |                       | Semi-Steel            | 1800           | 61SS60QS2425YY   | 61SS60QS6925YY      |                 |           |        |     |
|                       |                       | Ductile Steel         | 3500           | 61DS60QR2425YY   | 61DS60QR6925YY      | 61DS60QR7025YY  |           |        |     |
|                       |                       | EnergySaver Ductile™  | 3500           | 61CD60QR2425YY   | 61CD60QR6925YY      | 61CD60QR7025YY  |           |        |     |
|                       |                       | Iron V-Groove         | 2500           | 61VG60QT2425YY   | 61VG60QT6925YY      |                 |           |        |     |
|                       | Ductile Iron V-Groove | 3500                  | 61DV60QT2425YY | 61DV60QT6925YY   | 61DV60QT7025YY      |                 |           |        |     |
|                       | 3"                    | Mold-On Rubber        | 750            | 61RS60LB2425YY   | 61RS60LB6925YY      |                 |           |        |     |
|                       |                       | Supreme Rubber™       | 850            |  |                     | 61RH60LS7025YY  |           |        |     |
|                       |                       | Phenolic              | 2000           | 61PH60LB2425YY   | 61PH60LB6925YY      |                 |           |        |     |
|                       |                       | Polyon™               | 2000           | 61PU60L+2425YY   | 61PU60L+6925YY      |                 |           | G,V    |     |
|                       |                       | EnergySaver Polyon™   | 2200           | 61SW60LU2425YY   | 61SW60LU6925YY      | 61SW60LU2425YY  |           |        |     |
|                       |                       | UltraPoly™            | 3000           | 61EX60LG2425YY   | 61EX60LG5P25YY      | 61EX60LG7025YY  |           |        |     |
|                       |                       | Titan Polymer™        | 4000           |  | 61PX60LO5P25YY      | 61PX60LO7925YY  |           |        |     |
|                       |                       | Ironman               | 7000           |  | 61NX60LB5P25YY      |                 |           |        |     |
|                       |                       | Semi-Steel            | 2500           | 61SS60LS2425YY   | 61SS60LS6925YY      |                 |           |        |     |
|                       |                       | Ductile Steel         | 6000           | 61DS60LR2425YY   | 61DS60LR5P25YY      | 61DS60LR7025YY  | *7000     |        |     |
|                       |                       | EnergySaver Ductile™  | 6000           | 61CD60LR2425YY   | 61CD60LR5P25YY      | 61CD60LR7025YY  | *7000     |        |     |
|                       |                       | Forged Steel          | 6000           | 61FS60LS2425YY   |                     | 61FS60LS7925YY  | *7000     |        |     |
|                       |                       | Iron V-Groove         | 3500           | 61VG60L+2425YY   | 61VG60L+6925YY      |                 |           | T,W    |     |
|                       |                       | Ductile Iron V-Groove | 5000           | 61DV60L+2425YY   | 61DV60LT5P25YY      | 61DV60LT7025YY  |           | T,W    |     |
|                       |                       | Forged Iron V-Groove  | 6000           | 61FV60LW2425YY   |                     | 61FV60LW7925YY  | *7000     |        |     |
|                       | 2 x 1.5"              | DW-Blue               | 3500           |  | 61DW60LB2425YY      |                 |           |        |     |
|                       |                       | DW-Gray               | 3900           |  | 61DW60LG2425YY      |                 |           |        |     |
|                       |                       | Crown DW-Blue         | 3500           |  | 61DW60YB2425YY      |                 |           |        |     |
|                       |                       | Crown DW-Gray         | 3900           |  | 61DW60YGT2425YY     |                 |           |        |     |
|                       | 6"                    | Yoke only             |                |  | 61ZZ6ALZ8825YY      |                 |           |        |     |
|                       |                       | 2-1/2"                | Mold-On Rubber | 700  | 61RS6AQB2425YY      | 61RS6AQB6925YY  |           |        |     |
|                       |                       |                       | Phenolic       | 1600   | 61PH6AQB2425YY      | 61PH6AQB6925YY  |           |        |     |
|                       |                       |                       | Polyon™        | 1600   | 61PU6AQ+2425YY      | 61PU6AQ+6925YY  |           |        | G,V |
| EnergySaver Polyon™   |                       |                       | 1700           | 61SW6AQU2425YY   | 61SW6AQU6925YY      | 61SW6AQU7025YY  |           |        |     |
| Semi-Steel            |                       |                       | 1800           | 61SS6AQS2425YY   | 61SS6AQS6925YY      |                 |           |        |     |
| Ductile Steel         |                       |                       | 3500           | 61DS6AQR2425YY   | 61DS6AQR6925YY      | 61DS6AQR7025YY  |           |        |     |
| EnergySaver Ductile™  |                       |                       | 3500           | 61CD6AQR2425YY   | 61CD6AQR6925YY      | 61CD6AQR7025YY  |           |        |     |
| Iron V-Groove         |                       |                       | 2500           | 61VG6AQT2425YY   | 61VG6AQT6925YY      |                 |           |        |     |
| Ductile Iron V-Groove |                       | 3500                  | 61DV6AQT2425YY | 61DV6AQT6925YY   | 61DV6AQT7025YY      |                 |           |        |     |
| 3"                    |                       | Mold-On Rubber        | 750            | 61RS6ALB2425YY   | 61RS6ALB6925YY      |                 |           |        |     |
|                       |                       | Supreme Rubber™       | 850            |  |                     | 61RH6ALS7025YY  |           |        |     |
|                       |                       | Phenolic              | 2000           | 61PH6ALB2425YY   | 61PH6ALB6925YY      |                 |           |        |     |
|                       |                       | Polyon™               | 2000           | 61PU6AL+2425YY   | 61PU6AL+6925YY      |                 |           | G,V    |     |
|                       |                       | EnergySaver Polyon™   | 2200           | 61SW6ALU2425YY   | 61SW6ALU6925YY      | 61SW6ALU2425YY  |           |        |     |
|                       |                       | UltraPoly™            | 3000           | 61EX6ALG2425YY   | 61EX6ALG5P25YY      | 61EX6ALG7025YY  |           |        |     |
|                       |                       | Titan Polymer™        | 4000           |  | 61PX6ALO5P25YY      | 61PX6ALO7925YY  |           |        |     |
|                       |                       | Ironman               | 7000           |  | 61NX6ALB5P25YY      |                 |           |        |     |
|                       |                       | Semi-Steel            | 2500           | 61SS6ALS2425YY   | 61SS6ALS6925YY      |                 |           |        |     |
|                       |                       | Ductile Steel         | 6000           | 61DS6ALR2425YY   | 61DS6ALR5P25YY      | 61DS6ALR7025YY  | *7000     |        |     |
|                       |                       | EnergySaver Ductile™  | 6000           | 61CD6ALR2425YY   | 61CD6ALR6925YY      | 61CD6ALR7025YY  | *7000     |        |     |
|                       |                       | Forged Steel          | 6000           | 61FS6ALS2425YY   |                     | 61FS6ALS7925YY  | *7000     |        |     |
|                       |                       | Crown Forged Steel    | 6000           |  | 61FS60LX5P25YY      | 61FS60LX7925YY  | *7000     |        |     |
|                       |                       | Iron V-Groove         | 3500           | 61VG6AL+2425YY   | 61VG6AL+6925YY      |                 |           | T,W    |     |
|                       |                       | Ductile Iron V-Groove | 5000           | 61DV6AL+2425YY   | 61DV6ALT5P25YY      | 61DV6ALT7025YY  |           | T,W    |     |
| Forged Iron V-Groove  |                       | 6000                  | 61FV6ALW2425YY |  | 61FV6ALW7925YY      | *7000           |           |        |     |
| 2 x 1.5"              |                       | DW-Blue               | 3500           |  | 61DW6ALB2425YY      |                 |           |        |     |
|                       |                       | DW-Gray               | 3900           |  | 61DW6ALGT2425YY     |                 |           |        |     |
|                       |                       | Crown DW-Blue         | 3500           |  | 61DW6AYB2425YY      |                 |           |        |     |
|                       |                       | Crown DW-Gray         | 3900           |  | 61DW6AYGT2425YY     |                 |           |        |     |



61/62 SERIES • CAPACITY 7000

| Wheel Diameter        | Tread Width           | Wheel Type            | Load Capacity       | Swivel caster part number shown below; to order Rigid casters change part number prefix 61 to 62 |                     |                 |                | +Color |     |
|-----------------------|-----------------------|-----------------------|---------------------|--|---------------------|-----------------|----------------|--------|-----|
|                       |                       |                       |                     | Roller Bearings 24   | Sealed Precision BB | Tapered Bearing | *Load Cap      |        |     |
|                       |                       |                       |                     | Add options by replacing YY in part number with option designators.                              |                     |                 |                |        |     |
| 8"                    | 2-1/2"                | Yoke only             |                     | 61ZZ80LZ8825YY   |                     |                 |                | G,V    |     |
|                       |                       | Neo-Energizer         | 1400                | 61EN80KB2325YY   | 61EN80KB8925YY      |                 |                |        |     |
|                       |                       | Mold-On Rubber        | 850                 | 61RS80QB2425YY   | 61RS80QB6925YY      |                 |                |        |     |
|                       |                       | Phenolic              | 2000                | 61PH80QB2425YY   | 61PH80QB6925YY      |                 |                |        |     |
|                       |                       | Polyon™               | 2000                | 61PU80Q+2425YY   | 61PU80Q+6925YY      |                 |                |        |     |
|                       |                       | EnergySaver Polyon™   | 2200                | 61SW80QU2425YY   | 61SW80QU6925YY      | 61SW80QU7025YY  |                |        |     |
|                       |                       | Semi-Steel            | 1800                | 61SS80QS2425YY   | 61SS80QS6925YY      |                 |                |        |     |
|                       |                       | Ductile               | 4000                | 61DS80QR2425YY   | 61DS80QR6925YY      | 61DS80QR7025YY  |                |        |     |
|                       |                       | EnergySaver Ductile™  | 4000                | 61CD80QR2425YY   | 61CD80QR5P25YY      | 61CD80QR7025YY  |                |        |     |
|                       |                       | Iron V-Groove         | 2500                | 61VG80QT2425YY   | 61VG80QT6925YY      |                 |                |        |     |
|                       | Ductile Iron V-Groove | 3500                  | 61DV80QT2425YY      | 61DV80QT6925YY   | 61DV80QT7025YY      |                 |                |        |     |
|                       | 3"                    | Mold-On Rubber        | 900                 | 61RS80LB2425YY   | 61RS80LB6925YY      |                 |                | G,V    |     |
|                       |                       | Supreme Rubber™       | 1000                |  |                     | 61RH80LS7025YY  |                |        |     |
|                       |                       | Phenolic              | 2500                | 61PH80LB2425YY   | 61PH80LB6925YY      |                 |                |        |     |
|                       |                       | High-Temp Phenolic    | 1900                | 61HT80LQ2425YY   | 61HT80LQ6925YY      |                 |                |        |     |
|                       |                       | Epoxy                 | 1900                | 61OV80LQ2425YY   | 61OV80LQ6925YY      |                 |                |        |     |
|                       |                       | Polyon™               | 2500                | 61PU80L+2425YY   | 61PU80LG5P25YY      |                 |                |        |     |
|                       |                       | EnergySaver Polyon™   | 2700                | 61SW80LU2425YY   | 61SW80LU5P25YY      | 61SW80LU7025YY  |                |        |     |
|                       |                       | UltraPoly™            | 3500                | 61EX80LG2425YY   | 61EX80LG5P25YY      | 61EX80LG7025YY  |                |        |     |
|                       |                       | ErgoLastomer™         | 3000                |  | 61HU80LI5P25YY      |                 |                |        |     |
|                       |                       | Titan Polymer™        | 5500                |  | 61PX80LO5P25YY      | 61PX80LO7925YY  |                |        |     |
|                       |                       | Ironman               | 7000                |  | 61NX80LB5P25YY      |                 |                |        |     |
|                       |                       | Semi-Steel            | 2500                | 61SS80LS2425YY   | 61SS80LS6925YY      |                 |                |        |     |
|                       |                       | Ductile               | 6000                | 61DS80LR2425YY   | 61DS80LR5P25YY      | 61DS80LR7025YY  | *7000          |        |     |
|                       |                       | EnergySaver Ductile™  | 6000                | 61CD80LR2425YY   | 61CD80LR6925YY      | 61CD80LR7025YY  | *7000          |        |     |
|                       |                       | Forged Steel          | 6000                | 61FS80LS2425YY   |                     | 61FS80LS7925YY  | *7000          |        |     |
|                       |                       | Crown Forged Steel    | 6000                |  | 61FS80LX5P25YY      | 61FS80LX7925YY  | *7000          |        |     |
|                       |                       | Iron V-Groove         | 3500                | 61VG80L+2425YY   | 61VG80L+6925YY      |                 |                |        |     |
|                       |                       | Ductile Iron V-Groove | 5000                | 61DV80L+2425YY   | 61DV80L+5P25YY      | 61DV80L+7025YY  |                |        |     |
|                       |                       | Forged Iron V-Groove  | 6000                | 61FV80LW2425YY   |                     | 61FV80LW7925YY  | *7000          |        |     |
|                       |                       | 2 x 1.5"              | DW-Blue             | 4000   |                     | 61DW80LBT425YY  |                |        |     |
|                       | DW-Gray               |                       | 4500                |  | 61DW80LGT425YY      |                 |                |        |     |
|                       | Crown DW-Blue         |                       | 4000                |  | 61DW80YBT425YY      |                 |                | T,W    |     |
|                       | Crown DW-Gray         |                       | 4500                |  | 61DW80YGT425YY      |                 |                | T,W    |     |
|                       | 8"                    | 2-1/2"                | Yoke only           |  | 61ZZ8ALZ8825YY      |                 |                |        | G,V |
|                       |                       |                       | Neo-Energizer       | 1400   | 61EN8AKB2325YY      | 61EN8AKB8925YY  |                |        |     |
|                       |                       |                       | Mold-On Rubber      | 850  | 61RS8AQB2425YY      | 61RS8AQB6925YY  |                |        |     |
|                       |                       |                       | Phenolic            | 2000   | 61PH8AQB2425YY      | 61PH8AQB6925YY  |                |        |     |
|                       |                       |                       | Polyon™             | 2000   | 61PU8AQ+2425YY      | 61PU8AQ+6925YY  |                |        |     |
|                       |                       |                       | EnergySaver Polyon™ | 2200   | 61SW8AQU2425YY      | 61SW8AQU6925YY  | 61SW8AQU7025YY |        |     |
| Semi-Steel            |                       |                       | 1800                | 61SS8AQS2425YY   | 61SS8AQS6925YY      |                 |                |        |     |
| Ductile               |                       |                       | 4000                | 61DS8AQR2425YY   |                     | 61DS8AQR7025YY  |                |        |     |
| EnergySaver Ductile™  |                       |                       | 4000                | 61CD8AQR2425YY   | 61CD8AQR5P25YY      | 61CD8AQR7025YY  |                |        |     |
| Iron V-Groove         |                       |                       | 2500                | 61VG8AQT2425YY   | 61VG8AQT6925YY      |                 |                |        |     |
| Ductile Iron V-Groove |                       | 3500                  | 61DV8AQT2425YY      |  | 61DV8AQT7025YY      |                 |                |        |     |
| 3"                    |                       | Mold-On Rubber        | 900                 | 61RS8ALB2425YY   | 61RS8ALB6925YY      |                 |                | G,V    |     |
|                       |                       | Supreme Rubber™       | 1000                |  |                     | 61RH8ALS7025YY  |                |        |     |
|                       |                       | Phenolic              | 2500                | 61PH8ALB2425YY   | 61PH8ALB6925YY      |                 |                |        |     |
|                       |                       | High-Temp Phenolic    | 1900                | 61HT8ALQ2425YY   | 61HT8ALQ6925YY      |                 |                |        |     |
|                       |                       | Epoxy                 | 1900                | 61OV8ALQ2425YY   | 61OV8ALQ6925YY      |                 |                |        |     |
|                       |                       | Polyon™               | 2500                | 61PU8AL+2425YY   | 61PU8ALG5P25YY      |                 |                |        |     |
|                       |                       | EnergySaver Polyon™   | 2700                | 61SW8ALU2425YY   | 61SW8ALU5P25YY      | 61SW8ALU7025YY  |                |        |     |
|                       |                       | UltraPoly™            | 3500                | 61EX8ALG2425YY   | 61EX8ALG5P25YY      | 61EX8ALG7025YY  |                |        |     |
|                       |                       | ErgoLastomer™         | 3000                |  | 61HU8ALI5P25YY      |                 |                |        |     |
|                       |                       | Titan Polymer™        | 5500                |  | 61PX8ALO5P25YY      | 61PX8ALO7925YY  |                |        |     |
|                       |                       | Ironman               | 7000                |  | 61NX8ALB5P25YY      |                 |                |        |     |
|                       |                       | Semi-Steel            | 2500                | 61SS8ALS2425YY   | 61SS8ALS6925YY      |                 |                |        |     |
|                       |                       | Ductile               | 6000                | 61DS8ALR2425YY   | 61DS8ALR5P25YY      | 61DS8ALR7025YY  | *7000          |        |     |
|                       |                       | EnergySaver Ductile™  | 6000                | 61CD8ALR2425YY   | 61CD8ALR6925YY      | 61CD8ALR7025YY  | *7000          |        |     |
|                       |                       | Forged Steel          | 6000                | 61FS8ALS2425YY   |                     | 61FS8ALS7925YY  | *7000          |        |     |
|                       |                       | Crown Forged Steel    | 6000                |  | 61FS8ALX5P25YY      | 61FS8ALX7925YY  | *7000          |        |     |
|                       |                       | Iron V-Groove         | 3500                | 61VG8AL+2425YY   | 61VG8AL+6925YY      |                 |                |        |     |
|                       |                       | Ductile Iron V-Groove | 5000                | 61DV8AL+2425YY   | 61DV8AL+5P25YY      | 61DV8AL+7025YY  |                |        |     |
|                       |                       | Forged Iron V-Groove  | 6000                | 61FV8ALW2425YY   |                     | 61FV8ALW7925YY  | *7000          |        |     |
|                       |                       | 2 x 1.5"              | DW-Blue             | 4000   |                     | 61DW8ALBT425YY  |                |        |     |
| DW-Gray               |                       |                       | 4500                |  | 61DW8ALGT425YY      |                 |                |        |     |
| Crown DW-Blue         |                       |                       | 4000                |  | 61DW8AYBT425YY      |                 |                | T,W    |     |
| Crown DW-Gray         |                       |                       | 4500                |  | 61DW8AYGT425YY      |                 |                | T,W    |     |



| Wheel Diameter | Tread Width           | Wheel Type           | Load Capacity  | Swivel caster part number shown below; to order Rigid casters change part number prefix 61 to 62 |                     |                 |           | +Color |
|----------------|-----------------------|----------------------|----------------|--|---------------------|-----------------|-----------|--------|
|                |                       |                      |                | Roller Bearings 24   | Sealed Precision BB | Tapered Bearing | *Load Cap |        |
|                |                       |                      |                | Add options by replacing YY in part number with option designators.                              |                     |                 |           |        |
| 10"            | 2-1/2"                | Yoke only            |                | 61ZZ10LZ8825YY   |                     |                 |           |        |
|                |                       | Mold-On Rubber       | 1000           | 61RS10QB2425YY   | 61RS10QB6925YY      |                 |           |        |
|                |                       | Phenolic             | 2500           | 61PH10QB2425YY   | 61PH10QB6925YY      |                 |           |        |
|                |                       | Polygon™             | 2200           | 61PU10Q+2425YY   | 61PU10Q+6925YY      |                 |           | G,V    |
|                |                       | EnergySaver Polygon™ | 2400           | 61SW10QU2425YY   | 61SW10QU6925YY      | 61SW10QU7025YY  |           |        |
|                |                       | Semi-Steel           | 2000           | 61SS10QS2425YY   | 61SS10QS6925YY      |                 |           |        |
|                | 3"                    | Ductile              | 4500           | 61DS10QR2425YY   | 61DS10QR6925YY      |                 |           |        |
|                |                       | Mold-On Rubber       | 1100           | 61RS10LB2425YY   | 61RS10LB6925YY      | 61RS10LB7025YY  |           |        |
|                |                       | Supreme Rubber™      | 1300           |  |                     | 61RH10LS7025YY  |           |        |
|                |                       | Phenolic             | 2900           | 61PH10LB2425YY   | 61PH10LB6925YY      |                 |           |        |
|                |                       | High-Temp Phenolic   | 2400           | 61HT10LQ2425YY   | 61HT10LQ6925YY      |                 |           |        |
|                |                       | Epoxy                | 2400           | 61OV10LQ2425YY   | 61OV10LQ6925YY      |                 |           |        |
|                |                       | Polygon™             | 3000           | 61PU10L+2425YY   | 61PU10LG6525YY      |                 |           | G,V    |
|                |                       | EnergySaver Polygon™ | 3000           | 61SW10LU2425YY   | 61SW10LU6925YY      | 61SW10LU7025YY  |           |        |
|                |                       | UltraPoly™           | 4000           | 61EX10LG2425YY   | 61EX10LG5P25YY      | 61EX10LG7025YY  |           |        |
|                |                       | ErgoLastomer™        | 3200           |  | 61HU10LI5P25YY      |                 |           |        |
|                |                       | Titan Polymer™       | 6000           |  | 61PX10LO5P25YY      | 61PX10LO7925YY  |           |        |
|                |                       | Ironman              | 7000           |  | 61NX10LB5P25YY      |                 |           |        |
|                |                       | Semi-Steel           | 2500           | 61SS10LS2425YY   | 61SS10LS6925YY      |                 |           |        |
|                |                       | Ductile              | 6000           | 61DS10LR2425YY   | 61DS10LR5P25YY      | 61DS10LR7025YY  | *7000     |        |
|                | EnergySaver Ductile™  | 6000                 | 61CD10LR2425YY | 61CD10LR6925YY   | 61CD10LR7025YY      | *7000           |           |        |
|                | Forged Steel          | 6000                 | 61FS10LS2425YY |  | 61FS10LS7925YY      | *7000           |           |        |
|                | Crown Forged Steel    | 6000                 |                | 61FS10LX5P25YY   | 61FS10LX7925YY      | *7000           |           |        |
|                | Iron V-Groove         | 3500                 | 61VG10L+2425YY | 61VG10L+6925YY   |                     |                 | T,W       |        |
|                | Ductile Iron V-Groove | 6000                 | 61DV10L+2425YY | 61DV10L+5P25YY   | 61DV10L+7025YY      | *7000           | T,W       |        |
|                | 2 x 1.5"              | DW-BLUE              | 4600           |  | 61DW10LBT425YY      |                 |           |        |
|                |                       | DW-GRAY              | 5200           |  | 61DW10LGT425YY      |                 |           |        |
|                |                       | Crown DW-Blue        | 4600           |  | 61DW10YBT425YY      |                 |           |        |
|                |                       | Crown DW-Red         | 4600           |  | 61DW10YRT425YY      |                 |           |        |
|                |                       | Crown DW-Gray        | 5200           |  | 61DW10YGT425YY      |                 |           |        |
| 10"            | 2-1/2"                | Yoke only            |                | 61ZZ0ALZ8825YY   |                     |                 |           |        |
|                |                       | Mold-On Rubber       | 1000           | 61RS0AQB2425YY   | 61RS0AQB6925YY      |                 |           |        |
|                |                       | Phenolic             | 2500           | 61PH0AQB2425YY   | 61PH0AQB6925YY      |                 |           |        |
|                |                       | Polygon™             | 2200           | 61PU0AQ+2425YY   | 61PU0AQ+6925YY      |                 |           | G,V    |
|                |                       | EnergySaver Polygon™ | 2400           | 61SW0AQU2425YY   | 61SW0AQU6925YY      | 61SW0AQU7025YY  |           |        |
|                |                       | Semi-Steel           | 2000           | 61SS0AQS2425YY   | 61SS0AQS6925YY      |                 |           |        |
|                | 3"                    | Ductile              | 4500           | 61DS0AQR2425YY   | 61DS0AQR6925YY      |                 |           |        |
|                |                       | Mold-On Rubber       | 1100           | 61RS0ALB2425YY   | 61RS0ALB6925YY      | 61RS0ALB7025YY  |           |        |
|                |                       | Supreme Rubber™      | 1300           |  |                     | 61RH0ALS7025YY  |           |        |
|                |                       | Phenolic             | 2900           | 61PH0ALB2425YY   | 61PH0ALB6925YY      |                 |           |        |
|                |                       | High-Temp Phenolic   | 2400           | 61HT0ALQ2425YY   | 61HT0ALQ6925YY      |                 |           |        |
|                |                       | Epoxy                | 2400           | 61OV0ALQ2425YY   | 61OV0A6925YY        |                 |           |        |
|                |                       | Polygon™             | 3000           | 61PU0AL+2425YY   | 61PU0ALG5P25YY      |                 |           | G,V    |
|                |                       | EnergySaver Polygon™ | 3000           | 61SW0ALU2425YY   | 61SQ0ALU6925YY      | 61SW0ALU7025YY  |           |        |
|                |                       | UltraPoly™           | 4000           | 61EX0ALG2425YY   | 61EX0ALG5P25YY      | 61EX0ALG7025YY  |           |        |
|                |                       | ErgoLastomer™        | 3200           |  | 61HU0ALI5P25YY      |                 |           |        |
|                |                       | Titan Polymer™       | 6000           |  | 61PX0ALO5P25YY      | 61PX0ALO7925YY  |           |        |
|                |                       | Ironman              | 7000           |  | 61NX0ALB5P25YY      |                 |           |        |
|                |                       | Semi-Steel           | 2500           | 61SS0ALS2425YY   |                     |                 |           |        |
|                |                       | Ductile              | 6000           | 61DS0ALR2425YY   | 61DS0ALR5P25YY      | 61DS0ALR7025YY  | *7000     |        |
|                | EnergySaver Ductile™  | 6000                 | 61CD0ALR2425YY | 61CD0ALR6925YY   | 61CD0ALR7025YY      | *7000           |           |        |
|                | Forged Steel          | 6000                 | 61FS0ALS2425YY |  | 61FS0ALS7925YY      | *7000           |           |        |
|                | Crown Forged Steel    | 6000                 |                | 61FS0ALX5P25YY   | 61FS0ALX7925YY      | *7000           |           |        |
|                | Iron V-Groove         | 3500                 | 61VG0AL+2425YY | 61VG0AL+6925YY   |                     |                 | T,W       |        |
|                | Ductile Iron V-Groove | 6000                 | 61DV0AL+2425YY | 61DV0AL+5P25YY   | 61DV0AL+7025YY      | *7000           | T,W       |        |
|                | 2 x 1.5"              | DW-BLUE              | 4600           |  | 61DW0ALBT425YY      |                 |           |        |
|                |                       | DW-GRAY              | 5200           |  | 61DW0ALGT425YY      |                 |           |        |
|                |                       | Crown DW-Blue        | 4600           |  | 61DW0AYBT425YY      |                 |           |        |
|                |                       | Crown DW-Red         | 4600           |  | 61DW0AYRT425YY      |                 |           |        |
|                |                       | Crown DW-Gray        | 5200           |  | 61DW0AYGT425YY      |                 |           |        |



61/62 SERIES • CAPACITY 7000

| Wheel Diameter | Tread Width | Wheel Type           | Load Capacity | Swivel caster part number shown below; to order Rigid casters change part number prefix 61 to 62 |                     |                 |           | +Color |
|----------------|-------------|----------------------|---------------|--|---------------------|-----------------|-----------|--------|
|                |             |                      |               | Roller Bearings 24   | Sealed Precision BB | Tapered Bearing | *Load Cap |        |
|                |             |                      |               | Add options by replacing YY in part number with option designators.                              |                     |                 |           |        |
| 12"            | Yoke only   |                      |               | 61ZZ12LZ8825YY   |                     |                 |           |        |
|                | 2-1/2"      | Mold-On Rubber       | 1200          | 61RS12QB2425YY   | 61RS12QB6925YY      |                 |           |        |
|                |             | Phenolic             | 3000          | 61PH12QB2425YY   | 61PH12QB6925YY      |                 |           |        |
|                |             | Polyon™              | 2500          | 61PU12QB2425YY   | 61PU12QB6925YY      |                 |           |        |
|                |             | EnergySaver Polyon™  | 2700          | 61SW12QU2425YY   | 61SW12QU6925YY      |                 |           |        |
|                |             | Semi-Steel           | 2000          | 61SS12QS2425YY   | 61SS12QS6925YY      |                 |           |        |
|                | 3"          | Mold-On Rubber       | 1300          | 61RS12LB2425YY   | 61RS12LB6925YY      |                 |           |        |
|                |             | Supreme Rubber™      | 1400          |  |                     | 61RH12LS7025YY  |           |        |
|                |             | Epoxy                | 2600          | 61OV12LQ2425YY   | 61OV12LQ6925YY      |                 |           |        |
|                |             | Phenolic             | 3500          | 61PH12LB2425YY   | 61PH12LB6925YY      |                 |           |        |
|                |             | Polyon™              | 3500          | 61PU12L+2425YY   | 61PU12LG5P25YY      |                 |           | G,V    |
|                |             | EnergySaver Polyon™  | 3500          | 61SW12LU2425YY   | 61SW12LU6925YY      | 61SW12LU7025YY  |           |        |
|                |             | UltraPoly™           | 5000          | 61EX12LG2425YY   | 61EX12LG5P25YY      | 61EX12LG7025YY  |           |        |
|                |             | Titan Polymer™       | 6500          |  | 61PX12LO5P25YY      | 61PX12LO7925YY  |           |        |
|                |             | Ironman              | 7000          |  | 61NX12LB5P25YY      |                 |           |        |
|                |             | Semi-Steel           | 2500          | 61SS12LS2425YY   | 61SS12LS6925YY      |                 |           |        |
|                |             | Ductile              | 6000          | 61DS12LR2425YY   | 61DS12LR5P25YY      | 61DS12LR7025YY  | *7000     |        |
|                |             | EnergySaver Ductile™ | 6000          | 61CD12LR2425YY   | 61CD12LR6925YY      | 61CD12LR7025YY  | *7000     |        |
|                |             | Forged Steel         | 6000          |  |                     | 61FS12LS7925YY  | *7000     |        |
|                | 2 x 1.5"    | DW-BLUE              | 3500          |  | 61DW12LBT425YY      |                 |           |        |
| Crown DW-Red   |             | 2700                 |               | 61DW12YRT425YY   |                     |                 |           |        |

\*Load capacity with tapered bearings

# Notes



# E6/62 Heavy Duty Kingpinless Series – 6,000lbs

- ASTM1045 machined swivel head and hardened raceway
- Viton® Seal integrated with raceways available
- Legs are double welded 3/8" thick steel
- Grease fitting on raceway and axle
- 3/4" axle bolt/nut
- Zinc plated finish



E61PU10LV2425YY



E61RS10LB2425YY



E61SS10LS2425YY



E6/62 SERIES • CAPACITY 6000

| Fastening Pattern                |                       |                                    |                |   |                     |                 |        |
|----------------------------------|-----------------------|------------------------------------|----------------|---|---------------------|-----------------|--------|
| Plate Code                       | Overall Size          | Bolt Hole Pattern                  |                | Mounting Bolt size  |                     |                 |        |
| 25                               | 5-1/4" x 7-1/4"       | 3-3/8" x 5-1/4" to 4-1/8" x 6-1/8" |                | 1/2"  |                     |                 |        |
| Overall Height and Swivel Radius |                       |                                    |                |   |                     |                 |        |
| Wheel Diameter                   | Overall Height        | Denotation Code                    |                | Swivel Radius   |                     |                 |        |
| 6"                               | 8"                    | 60                                 |                | 4-3/4"  |                     |                 |        |
| 8"                               | 10-1/2"               | 80                                 |                | 6-1/2"  |                     |                 |        |
| 10"                              | 12-1/2"               | 10                                 |                | 8-1/32"   |                     |                 |        |
| Wheel Diameter                   | Tread Width           | Wheel Type                         | Load Capacity  | Swivel caster part number shown below; to order rigid casters change part number prefix E61 to 62 |                     |                 | +Color |
|                                  |                       |                                    |                | Roller Bearings 24  | Sealed Precision BB | Tapered Bearing |        |
|                                  |                       |                                    |                | Add options by replacing YY in part number with option designators                                |                     |                 |        |
| 6"                               | 2-1/2"                | Yoke only                          |                | E6ZZ60LZ8825YY  |                     |                 |        |
|                                  |                       | Mold-On rubber                     | 700            | E6RS60QB2425YY  | E6RS60QB6925YY      |                 |        |
|                                  |                       | Phenolic                           | 1600           | E6PH60QB2425YY  | E6PH60QB6925YY      |                 |        |
|                                  |                       | Polyon™                            | 1600           | E6PU60Q+2425YY  | E6PU60Q+6925YY      |                 | G,V    |
|                                  |                       | EnergySaver Polyon™                | 1700           | E6SW60QU2425YY  | E6SW60QU6925YY      | E6SW60QU7025YY  |        |
|                                  |                       | Semi-Steel                         | 1800           | E6SS60QS2425YY  | E6SS60QS6925YY      |                 |        |
|                                  |                       | Ductile Steel                      | 3500           | E6DS60QR2425YY  | E6DS60QR6925YY      | E6DS60QR7025YY  |        |
|                                  |                       | EnergySaver Ductile™               | 3500           | E6CD60QR2425YY  | E6CD60QR6925YY      | E6CD60QR7025YY  |        |
|                                  | Iron V-Groove         | 2500                               | E6VG60QT2425YY | E6VG60QT6925YY  |                     |                 |        |
|                                  | Ductile Iron V-Groove | 3500                               | E6DV60QT2425YY | E6DV60QT6925YY  | E6DV60QT7025YY      |                 |        |
|                                  | Mold-On rubber        | 750                                | E6RS60LB2425YY | E6RS60LB6925YY  |                     |                 |        |
|                                  | Supreme Rubber™       | 850                                |                |   | E6RH60LS7025YY      |                 |        |
|                                  | Phenolic              | 2000                               | E6PH60LB2425YY | E6PH60LB6925YY  |                     |                 |        |
|                                  | Polyon™               | 2000                               | E6PU60L+2425YY | E6PU60L+6925YY  |                     | G,V             |        |
|                                  | EnergySaver Polyon™   | 2200                               | E6SW60LU2425YY | E6SW60LU6925YY  | E6SW60LU2425YY      |                 |        |
|                                  | UltraPoly™            | 3000                               | E6EX60LG2425YY | E6EX60LG6525YY  | E6EX60LG7025YY      |                 |        |
|                                  | Titan Polymer™        | 4000                               |                | E6PX60LO6525YY  | E6PX60LO7925YY      |                 |        |
|                                  | Ironman               | 6000                               |                | E6NX60LB6525YY  |                     |                 |        |
|                                  | Semi-Steel            | 2500                               | E6SS60LS2425YY | E6SS60LS6925YY  |                     |                 |        |
|                                  | Ductile Steel         | 6000                               | E6DS60LR2425YY | E6DS60LR6525YY  | E6DS60LR7025YY      |                 |        |
| EnergySaver Ductile™             | 6000                  | E6CD60LR2425YY                     | E6CD60LR5P25YY | E6CD60LR7025YY  |                     |                 |        |
| Forged Steel                     | 6000                  | E6FS60LS2425YY                     |                | E6FS60LS7925YY  |                     |                 |        |
| Iron V-Groove                    | 3500                  | E6VG60L+2425YY                     | E6VG60L+6925YY |   | T,W                 |                 |        |
| Ductile Iron V-Groove            | 5000                  | E6DV60L+2425YY                     | E6DV60LT6525YY | E6DV60LT7025YY  | T,W                 |                 |        |
| Forged Iron V-Groove             | 6000                  | E6FV60LW2425YY                     |                | E6FV60LW7925YY  |                     |                 |        |
| 2 x 1.5"                         | DW-Blue               | 3500                               |                | E6DW60LBT425YY  |                     |                 |        |
|                                  | DW-Gray               | 3900                               |                | E6DW60LGT425YY  |                     |                 |        |
|                                  | Crown DW-Blue         | 3500                               |                | E6DW60YBT425YY  |                     |                 |        |
|                                  | Crown DW-Gray         | 3900                               |                | E6DW60YGT425YY  |                     |                 |        |



E6/62 SERIES • CAPACITY 6000

| Wheel Diameter | Tread Width           | Wheel Type           | Load Capacity  | Swivel caster part number shown below; to order rigid casters change part number prefix E61 to 62 |                     |                 | +Color |
|----------------|-----------------------|----------------------|----------------|---|---------------------|-----------------|--------|
|                |                       |                      |                | Roller Bearings 24  | Sealed Precision BB | Tapered Bearing |        |
|                |                       |                      |                | Add options by replacing YY in part number with option designators                                |                     |                 |        |
| 8"             | 2-1/2"                | Yoke only            |                | E6ZZ80LZ8825YY  |                     |                 |        |
|                |                       | Neo-Energizer        | 1400           | E6EN80KB2325YY  | E6EN80KB8925YY      |                 |        |
|                |                       | Mold-On rubber       | 850            | E6RS80QB2425YY  | E6RS80QB6925YY      |                 |        |
|                |                       | Phenolic             | 2000           | E6PH80QB2425YY  | E6PH80QB6925YY      |                 |        |
|                |                       | Polyon™              | 2000           | E6PU80Q+2425YY  | E6PU80Q+6925YY      |                 | G,V    |
|                |                       | EnergySaver Polyon™  | 2200           | E6SW80QU2425YY  | E6SW80QU6925YY      | E6SW80QU7025YY  |        |
|                |                       | Semi-Steel           | 1800           | E6SS80QS2425YY  | E6SS80QS6925YY      |                 |        |
|                |                       | Ductile              | 4000           | E6DS80QR2425YY  | E6DS80QR6925YY      | E6DS80QR7025YY  |        |
|                | EnergySaver Ductile™  | 4000                 | E6CD80QR2425YY | E6CD80QR6525YY  | E6CD80QR7025YY      |                 |        |
|                | Iron V-Groove         | 2500                 | E6VG80QT2425YY | E6VG80QT6925YY  |                     |                 |        |
|                | Ductile Iron V-Groove | 3500                 | E6DV80QT2425YY | E6DV80QT6925YY  | E6DV80QT7025YY      |                 |        |
|                | 3"                    | Mold-On rubber       | 900            | E6RS80LB2425YY  | E6RS80LB6925YY      |                 |        |
|                |                       | Supreme Rubber™      | 1000           |   |                     | E6RH80LS7025YY  |        |
|                |                       | Phenolic             | 2500           | E6PH80LB2425YY  | E6PH80LB6925YY      |                 |        |
|                |                       | High-Temp Phenolic   | 1900           | E6HT80LQ2425YY  | E6HT80LQ6925YY      |                 |        |
|                |                       | Epoxy                | 1900           | E6OV80LQ2425YY  | E6OV80LQ6925YY      |                 |        |
|                |                       | Polyon™              | 2500           | E6PU80L+2425YY  | E6PU80LG6525YY      |                 | G,V    |
|                |                       | EnergySaver Polyon™  | 2700           | E6SW80LU2425YY  | E6SW80LU6525YY      | E6SW80LU7025YY  |        |
|                |                       | UltraPoly™           | 3500           | E6EX80LG2425YY  | E6EX80LG6525YY      | E6EX80LG7025YY  |        |
|                |                       | ErgoLastomer™        | 3000           |   | E6HU80LI6525YY      |                 |        |
|                |                       | Titan Polymer™       | 5500           |   | E6PX80LO6525YY      | E6PX80LO7925YY  |        |
|                |                       | Ironman              | 7000           |   | E6NX80LB6525YY      |                 |        |
|                |                       | Semi-Steel           | 2500           | E6SS80LS2425YY  | E6SS80LS6925YY      |                 |        |
|                |                       | Ductile              | 6000           | E6DS80LR2425YY  | E6DS80LR6525YY      | E6DS80LR7025YY  |        |
|                |                       | EnergySaver Ductile™ | 6000           | E6CD80LR2425YY  | E6CD80LR6925YY      | E6CD80LR7025YY  |        |
|                |                       | Forged Steel         | 6000           | E6FS80LS2425YY  |                     | E6FS80LS7925YY  |        |
|                |                       | Crown Forged Steel   | 6000           |   | E6FS80LX5P25YY      | E6FS80LX7925YY  |        |
|                | Iron V-Groove         | 3500                 | E6VG80L+2425YY | E6VG80L+6925YY  |                     | T,W             |        |
|                | Ductile Iron V-Groove | 5000                 | E6DV80L+2425YY | E6DV80L+6525YY  | E6DV80L+7025YY      | T,W             |        |
|                | Forged Iron V-Groove  | 6000                 | E6FV80LW2425YY |   | E6FV80LW7925YY      |                 |        |
|                | 2 x 1.5"              | DW-Blue              | 4000           |   | E6DW80LBT425YY      |                 |        |
|                |                       | DW-Gray              | 4500           |   | E6DW80LGT425YY      |                 |        |
| Crown DW-Blue  |                       | 4000                 |                | E6DW80YBT425YY  |                     |                 |        |
| Crown DW-Gray  |                       | 4500                 |                | E6DW80YGT425YY  |                     |                 |        |
| 10"            | 2-1/2"                | Yoke only            |                | E6ZZ10LZ8825YY  |                     |                 |        |
|                |                       | Mold-On rubber       | 1000           | E6RS10QB2425YY  | E6RS10QB6925YY      |                 |        |
|                |                       | Phenolic             | 2500           | E6PH10QB2425YY  | E6PH10QB6925YY      |                 |        |
|                |                       | Polyon™              | 2200           | E6PU10Q+2425YY  | E6PU10Q+6925YY      |                 | G,V    |
|                |                       | EnergySaver Polyon™  | 2400           | E6SW10QU2425YY  | E6SW10QU6925YY      | E6SW10QU7025YY  |        |
|                |                       | Semi-Steel           | 2000           | E6SS10QS2425YY  | E6SS10QS6925YY      |                 |        |
|                | 3"                    | Ductile              | 4500           | E6DS10QR2425YY  | E6DS10QR6925YY      |                 |        |
|                |                       | Mold-On rubber       | 1100           | E6RS10LB2425YY  | E6RS10LB6925YY      | E6RS10LB7025YY  |        |
|                |                       | Supreme Rubber™      | 1300           |   |                     | E6RH10LS7025YY  |        |
|                |                       | Phenolic             | 2900           | E6PH10LB2425YY  | E6PH10LB6925YY      |                 |        |
|                |                       | High-Temp Phenolic   | 2400           | E6HT10LQ2425YY  | E6HT10LQ6925YY      |                 |        |
|                |                       | Epoxy                | 2400           | E6OV10LQ2425YY  | E6OV10LQ6925YY      |                 |        |
|                |                       | Polyon™              | 3000           | E6PU10L+2425YY  | E6PU10LG6525YY      |                 | G,V    |
|                |                       | EnergySaver Polyon™  | 3000           | E6SW10LU2425YY  | E6SW10LU6925YY      | E6SW10LU7025YY  |        |
|                |                       | UltraPoly™           | 4000           | E6EX10LG2425YY  | E6EX10LG6525YY      | E6EX10LG7025YY  |        |
|                |                       | ErgoLastomer™        | 3200           |   | E6HU10LI6525YY      |                 |        |
|                |                       | Titan Polymer™       | 6000           |   | E6PX10LO6525YY      | E6PX10LO7925YY  |        |
|                |                       | Ironman              | 6000           |   | E6NX10LB6525YY      |                 |        |
|                |                       | Semi-Steel           | 2500           | E6SS10LS2425YY  | E6SS10LS6925YY      |                 |        |
|                |                       | Ductile              | 6000           | E6DS10LR2425YY  | E6DS10LR6525YY      | E6DS10LR7025YY  |        |
|                |                       | EnergySaver Ductile™ | 6000           | E6CD10LR2425YY  | E6CD10LR6925YY      | E6CD10LR7025YY  |        |
|                |                       | Forged Steel         | 6000           | E6FS10LS2425YY  |                     | E6FS10LS7925YY  |        |
|                | Crown Forged Steel    | 6000                 |                | E6FS10LX5P25YY  | E6FS10LX7925YY      |                 |        |
|                | Iron V-Groove         | 3500                 | E6VG10L+2425YY | E6VG10L+6925YY  |                     | T,W             |        |
|                | Ductile Iron V-Groove | 6000                 | E6DV10L+2425YY | E6DV10L+6525YY  | E6DV10L+7025YY      | T,W             |        |
|                | 2 x 1.5"              | DW-BLUE              | 4600           |   | E6DW10LBT425YY      |                 |        |
|                |                       | DW-GRAY              | 5200           |   | E6DW10LGT425YY      |                 |        |
|                |                       | Crown DW-Blue        | 4600           |   | E6DW10YBT425YY      |                 |        |
|                |                       | Crown DW-Red         | 2500           |   | E6DW10YRT425YY      |                 |        |
|                |                       | Crown DW-Gray        | 5200           |   | E6DW10YGT425YY      |                 |        |



# 63/64 Extreme Duty Kingpinless Series – Up to 20,000lbs

- ASTM1045 steel, drop forged 1/2" thick swivel head, 4-1/2" diameter precisely machined raceway of 5/8" diameter hardened steel ball bearings
- 1-1/4" Grade 8 machined axle bolt for 4" wide wheels
- Legs are formed from 3/8" thick steel, double welded
- 1" Grade 5 axle bolt for 3" wide wheels
- Grease fitting on raceway and axle
- Zinc plated



63FS10LS6625FY



63DW10NGT630YY



63/64 SERIES • CAPACITY 2000

| Face Contact Brake (FY) | Toe Guard (4Y) | 4-Position Lock (PY) |
|-------------------------|----------------|----------------------|
|                         |                |                      |

| Fastening Pattern                |                 |                                |                    |
|----------------------------------|-----------------|--------------------------------|--------------------|
| Plate Code                       | Overall Size    | Bolt Hole Pattern              | Mounting Bolt size |
| 30                               | 6-1/4" x 7-1/2" | 4-1/2" x 6" to 4-1/8" x 6-1/8" | 1/2" to 9/16"      |
| Overall Height and Swivel Radius |                 |                                |                    |
| Wheel Diameter                   | Overall Height  | Denotation Code                | Swivel Radius      |
| 6"                               | 8-1/2"          | 60                             | 4-3/4"             |
| 8"                               | 10-1/2"         | 80                             | 6-3/16"            |
| 10"                              | 12-1/2"         | 10                             | 7-11/16"           |
| 12"                              | 15-1/2"         | 12                             | 9-5/8"             |
| 16"                              | 19              | 16                             | 4-1/2"             |





| Wheel Diameter       | Tread Width      | Wheel Type           | Swivel caster part numbers shown below:             |                    |                           |                    |                     |                    | +Color |
|----------------------|------------------|----------------------|---|--------------------|---------------------------|--------------------|---------------------|--------------------|--------|
|                      |                  |                      | To order Rigid casters change part# prefix 63 to 64 |                    |                           |                    |                     |                    |        |
|                      |                  |                      | Roller Bearings<br>26,27,33                         | Weight<br>Capacity | Tapered Bearings<br>71,74 | Weight<br>Capacity | Sealed Precision BB | Weight<br>Capacity |        |
| 6"                   | 3"               | Yoke only            | 63ZZ60LZ7130YY                                      |                    |                           |                    |                     |                    |        |
|                      |                  | Mold-On Rubber       | 63RS60LB2630YY                                      | 750                |                           |                    | 63RS60LBR130YY      | 750                |        |
|                      |                  | Phenolic             | 63PH60LB2630YY                                      | 2000               |                           |                    | 63PH60LBR130YY      | 2000               |        |
|                      |                  | Polyon™              | 63PU60L+2630YY                                      | 2000               |                           |                    | 63PU60L+R130YY      | 2000               | G,V    |
|                      |                  | EnergySaver Polyon™  | 63SW60LU2630YY                                      | 2200               | 63SW60LU7130YY            | 2200               |                     |                    |        |
|                      |                  | UltraPoly™           | 63EX60LG2630YY                                      | 3000               | 63EX60LG7130YY            | 3000               | 63EX60LG7P30YY      | 3000               |        |
|                      |                  | MegaPU™              |   |                    | 63PX60LO7130YY            | 4000               |                     |                    |        |
|                      |                  | Ironman              |   |                    |                           |                    | 63NX60LR1P30YY      | 7200               |        |
|                      |                  | Semi-Steel           | 63SS60LS2630YY                                      | 2500               |                           |                    | 63SS60LSR130YY      | 2500               |        |
|                      |                  | Ductile              | 63DS60LR2630YY                                      | 6000               | 63DS60LR7130YY            | 10000              | 63DS60LRR130YY      | 3000               |        |
|                      |                  | EnergySaver Ductile™ | 63CD60LR2630YY                                      | 6000               | 63CD60LR7130YY            | 10000              | 63CD60LRR130YY      | 3000               |        |
|                      |                  | Forged Steel         | 63FS60LS2730YY                                      | 8000               | 63FS60LS7130YY            | 10000              | 63FS60LS7P30YY      | 10000              |        |
|                      |                  | Crown Forged Steel   |   |                    | 63FS60LX7130YY            | 10000              |                     |                    |        |
|                      |                  | Iron V-Groove        | 63VG60L+2630YY                                      | 3500               |                           |                    | 63VG60L+R130YY      | 3000               | T,W    |
|                      | Ductile V-Groove | 63DV60L+2630YY       | 5000  | 60DV60L+7130YY     | 5000                      | 63DV60L+R130YY     | 3000                | T,W                |        |
|                      | Forged V-Groove  | 63FV60LW2730YY       | 6000  | 63FV60LW7130YY     | 10000                     | 63FV60LW7P30YY     | 10000               |                    |        |
|                      | 2x1.5"           | DW-Blue              |   |                    |                           |                    | 63DW60LBT530YY      | 3500               |        |
|                      |                  | DW-Gray              |   |                    |                           |                    | 63DW60LGT530YY      | 3900               |        |
|                      |                  | Crown DW-Gray        |   |                    |                           |                    | 63DW60YGT530YY      | 3900               |        |
|                      | 8"               | 3"                   | Yoke only   | 63ZZ80LZ7130YY     |                           |                    |                     |                    |        |
| Mold-On Rubber       |                  |                      | 63RS80LB2630YY                                      | 900                |                           |                    | 63RS80LBR130YY      | 900                |        |
| Supreme Rubber       |                  |                      | 63RH80LS2630YY                                      | 1000               |                           |                    | 63RH80LSR130YY      | 1000               |        |
| Phenolic             |                  |                      | 63PH80LB2630YY                                      | 2500               |                           |                    | 63PH80LBR130YY      | 2500               |        |
| High-Temp Phenolic   |                  |                      | 63HT80LQ2630YY                                      | 1900               |                           |                    | 63HT80LQR130YY      | 1900               |        |
| Polyon™              |                  |                      | 63PU80L+2630YY                                      | 2500               |                           |                    | 63PU80L+R130YY      | 2500               | G,V    |
| EnergySaver Polyon™  |                  |                      | 63SW80LU2630YY                                      | 2700               | 63SW80LU7130YY            | 2700               | 63SW80LUR130YY      | 2700               |        |
| UltraPoly™           |                  |                      | 63EX80LG2630YY                                      | 3500               | 63EX80LG7130YY            | 3500               | 63EX80LG7P30YY      | 3500               |        |
| MegaPU™              |                  |                      |   |                    | 63PX80LO7130YY            | 5500               | 63PX80LO7P30YY      | 5500               |        |
| Ironman              |                  |                      |   |                    | 63NX80LB7130YY            | 7200               | 63NX80LR1P30YY      | 7200               |        |
| Semi-Steel           |                  |                      | 63SS80LS2630YY                                      | 2500               |                           |                    | 63SS80LSR130YY      | 2500               |        |
| Ductile              |                  |                      | 63DS80LR2630YY                                      | 6000               | 63DS80LR7130YY            | 10000              | 63DS80LR7P30YY      | 6000               |        |
| EnergySaver Ductile™ |                  |                      | 63CD80LR2630YY                                      | 6000               | 63CD80LR7130YY            | 10000              | 63CD80LRR130YY      | 3000               |        |
| Forged Steel         |                  |                      | 63FS80LS2730YY                                      | 8000               | 63FS80LS7130YY            | 11000              |                     |                    |        |
| Crown Forged Steel   |                  |                      |   | 63FS80LX7130YY     | 11000                     |                    |                     |                    |        |
| Iron V-Groove        |                  | 63VG80L+2630YY       | 3500  |                    |                           | 63VG80L+R130YY     | 3000                | T,W                |        |
| Ductile V-Groove     |                  | 63DV80L+2630YY       | 5000  | 63DV80L+7130YY     | 5000                      | 63DV80L+R130YY     | 3000                | T,W                |        |
| Forged V-Groove      |                  | 63FV80LW2730YY       |   | 63FV80LW7130YY     | 10000                     | 63FV80LW71P30YY    | 6000                |                    |        |
| 2x1.5"               |                  | DW-Blue              |   |                    |                           |                    | 63DW80LBT530YY      | 4000               |        |
|                      |                  | DW-Gray              |   |                    |                           |                    | 63DW80LGT530YY      | 4500               |        |
|                      | Crown DW-Gray    |                      |   |                    |                           | 63DW80YGT530YY     | 4500                |                    |        |
| 4"                   | Yoke only        | 63ZZ80NZ7430YY       |   |                    |                           |                    |                     |                    |        |
|                      | UltraPoly™       | 63EX80NG3330YY       | 4000  | 63EX80NG7430YY     | 4000                      |                    |                     |                    |        |
|                      | MegaPU™          |                      |   | 63PX80NO7430YY     | 6500                      | 63PX80NO8P30YY     | 6500                |                    |        |
|                      | Ironman          |                      |   |                    |                           | 63NX80NB8P30YY     | 8000                |                    |        |
|                      | Ductile          | 63DS80NR3330YY       | 10000   | 63DS80NR7430YY     | 17000                     | 63DS80NR8P30YY     | 8000                |                    |        |
|                      | Forged Steel     | 63FS80NS3330YY       | 11000   | 63FS80NS7430YY     | 18000                     |                    |                     |                    |        |
|                      | Forged V-Groove  | 63FV80NX3330YY       | 6000  | 63FV80N+7430YY     | 15000                     |                    |                     | W,X                |        |
| 2 x 2"               | DW-Blue          |                      |   |                    |                           | 63DW80NBT630YY     | 4000                |                    |        |
|                      | DW-Gray          |                      |   |                    |                           | 63DW80NGT630YY     | 4500                |                    |        |
|                      | Crown DW-blue    |                      |   |                    |                           | 63DW80ZBT630YY     | 4000                |                    |        |



| Wheel Diameter | Tread Width        | Wheel Type           | Swivel caster part numbers shown below:             |                    |                           |                    |                        |                    | +Color |  |
|----------------|--------------------|----------------------|---|--------------------|---------------------------|--------------------|------------------------|--------------------|--------|--|
|                |                    |                      | To order Rigid casters change part# prefix 63 to 64 |                    |                           |                    |                        |                    |        |  |
|                |                    |                      | Roller Bearings<br>26,27,33                         | Weight<br>Capacity | Tapered Bearings<br>71,74 | Weight<br>Capacity | Sealed Precision<br>BB | Weight<br>Capacity |        |  |
| 10"            | 3"                 | Yoke only            | 63ZZ10LZ7130YY                                      |                    |                           |                    |                        |                    |        |  |
|                |                    | Mold-On Rubber       | 63RS10LB2630YY                                      | 1100               |                           |                    | 63RS10LBR130YY         | 1100               |        |  |
|                |                    | Supreme Rubber       | 63RH10LS2630YY                                      | 1300               | 63RH10LS7130YY            | 1300               | 63RH10LSR130YY         | 1300               |        |  |
|                |                    | Phenolic             | 63PH10LB2630YY                                      | 2900               |                           |                    | 63PH10LBR130YY         | 2900               |        |  |
|                |                    | High-Temp Phenolic   | 63HT10LQ2630YY                                      | 2400               |                           |                    | 63HT10LQR130YY         | 2400               |        |  |
|                |                    | Polyon™              | 63PU10L+2630YY                                      | 3000               |                           |                    | 63PU10L+R130YY         | 3000               | G,V    |  |
|                |                    | EnergySaver Polyon™  | 63SW10LU2630YY                                      | 3000               | 63SW10LU7130YY            | 3000               | 63SW10LUR130YY         | 3000               |        |  |
|                |                    | UltraPoly™           | 63EX10LG2630YY                                      | 4000               | 63EX10LG7130YY            | 4000               | 63EX10LG7P30YY         | 4000               |        |  |
|                |                    | MegaPU™              |   |                    | 63PX10LO7130YY            | 6000               | 63PX10LO7P30YY         | 6000               |        |  |
|                |                    | Ironman              |   |                    |                           |                    | 63NX10LR1P30YY         | 7200               |        |  |
|                |                    | Semi-Steel           | 63SS10LS2630YY                                      | 2500               |                           |                    |                        |                    |        |  |
|                |                    | Ductile              | 63DS10LR2630YY                                      | 7000               | 63DS10LR7130YY            | 10000              | 63DS10LRR130YY         | 3000               |        |  |
|                |                    | EnergySaver Ductile™ | 63CD10LR2630YY                                      | 7000               | 63CD10LR7130YY            | 10000              | 63CD10LRR130YY         | 3000               |        |  |
|                |                    | Forged Steel         |   |                    | 63FS10LS7130YY            | 10000              |                        |                    |        |  |
|                | Crown Forged Steel |                      |   | 63FS10LX7130YY     | 10000                     |                    |                        |                    |        |  |
|                | Forged V-Groove    |                      |   | 63FV10LW7430YY     | 10000                     |                    |                        |                    |        |  |
|                | Iron V-Groove      | 63VG10L+2630YY       | 3500  |                    |                           | 63VG10L+R130YY     | 3000                   | T,W                |        |  |
|                | Ductile V-Groove   | 63DV10L+2630YY       | 6000  | 63DV10LT7130YY     | 7000                      | 63DV10L+R130YY     | 7000                   | T,W                |        |  |
|                | 2x1.5"             | DW-BLUE              |   |                    |                           |                    | 63DW10LBT530YY         | 4600               |        |  |
|                |                    | DW-GRAY              |   |                    |                           |                    | 63DW10LGT530YY         | 5200               |        |  |
|                |                    | Crown DW-Red         |   |                    |                           |                    | 63DW10YRT530YY         | 2500               |        |  |
|                | 4"                 | Yoke only            | 63ZZ10NZ7430YY                                      |                    |                           |                    |                        |                    |        |  |
|                |                    | Mold-On Rubber       | 63RS10NB3330YY                                      | 1400               |                           |                    |                        |                    |        |  |
|                |                    | UltraPoly™           | 63EX10NG3330YY                                      | 5500               | 63EX10NG7430YY            | 5500               |                        |                    |        |  |
|                |                    | MegaPU™              |   |                    | 63PX10NO7430YY            | 7000               | 63PX10NO8P30YY         | 7000               |        |  |
|                |                    | DW-Gray              |   |                    |                           |                    | 63DW10NGT630YY         | 5000               |        |  |
|                |                    | Ironman              |   |                    |                           |                    | 63NX10NB8P30YY         | 8000               |        |  |
|                |                    | Ductile              | 63DS10NR3330YY                                      | 10000              | 63DS10NR7430YY            | 17000              | 63DS10NR8P30YY         | 10000              |        |  |
|                |                    | Forged Steel         | 63FS10NS3330YY                                      | 11000              | 63FS10NS7430YY            | 20000              | 63FS10NS8P30YY         | 20000              |        |  |
|                |                    | Crown Forged Steel   |   |                    |                           |                    | 63FS10NX8P30YY         | 20000              |        |  |
|                |                    | Forged V-Groove      |   |                    | 63FV10NX7430YY            | 15000              |                        |                    |        |  |
|                | 2 X 2"             | DW-Blue              |   |                    |                           |                    | 63DW10NBT630YY         | 4500               |        |  |
| 12"            | 3"                 | Yoke only            | 63ZZ12LZ7130YY                                      |                    |                           |                    |                        |                    |        |  |
|                |                    | Mold-On Rubber       | 63RS12LB2630YY                                      | 1300               |                           |                    | 63RS12LBR130YY         | 1300               |        |  |
|                |                    | Supreme Rubber       | 63RH12LS2630YY                                      | 1400               | 63RH12LS7130YY            | 1400               | 63RH12LSR130YY         | 1400               |        |  |
|                |                    | Phenolic             | 63PH12LB2630YY                                      | 3500               |                           |                    | 63PH12LBR130YY         | 3000               |        |  |
|                |                    | Polyon™              | 63PU12L+2630YY                                      | 3500               |                           |                    | 63PU12L+R130YY         | 3000               | G,V    |  |
|                |                    | EnergySaver Polyon™  | 63SW12LU2630YY                                      | 3500               | 63SW12LU7130YY            | 3500               | 63SW12LUR130YY         | 3000               |        |  |
|                |                    | UltraPoly™           | 63EX12LG2630YY                                      | 5000               | 63EX12LG7130YY            | 5000               | 63EX12LG7P30YY         | 5000               |        |  |
|                |                    | MegaPU™              |   |                    | 63PX12LO7130YY            | 6500               | 63PX12LO7P30YY         | 6500               |        |  |
|                |                    | Ironman              |   |                    |                           |                    | 63NX12LR1P30YY         | 10000              |        |  |
|                |                    | Semi-Steel           | 63SS12LS2630YY                                      | 2500               |                           |                    | 63SS12LSR130YY         | 2500               |        |  |
|                |                    | Ductile              | 63DS12LR2630YY                                      | 6000               | 63DS12LR7130YY            | 10000              | 63DS12LRR130YY         | 3000               |        |  |
|                |                    | EnergySaver Ductile™ | 63CD12LR2630YY                                      | 6000               | 63CD12LR7130YY            | 10000              | 63CD12LUR130YY         | 3000               |        |  |
|                | Forged Steel       |                      |   | 63FS12LS7130YY     | 10000                     |                    |                        |                    |        |  |
|                | 2 X 1.5"           | Crown DW - Red       |   |                    |                           |                    | 63DW12YRT530YY         | 3000               |        |  |
|                | 3-1/2"             | Yoke only            | 63ZZ12NZ7430YY                                      |                    |                           |                    |                        |                    |        |  |
|                |                    | Supreme Rubber       | 63RH12MS3330YY                                      | 1500               |                           |                    | 63RH12MS8P30YY         | 1500               |        |  |
|                |                    | High-Temp Phenolic   | 63HT12MB3330YY                                      | 3000               |                           |                    |                        |                    |        |  |
|                |                    | Phenolic             | 63PH12MB3330YY                                      | 4000               |                           |                    |                        |                    |        |  |
|                |                    | 4"                   | Mold-On Rubber                                      | 63RS12NB3330YY     | 1500                      |                    |                        |                    |        |  |
|                |                    |                      | UltraPoly™  | 63EX12NG3330YY     | 6500                      | 63EX12NG7430YY     | 6500                   | 63EX12NG8P30YY     | 6500   |  |
|                | MegaPU™            |                      |   |                    | 63PX12NO7430YY            | 8000               | 63PX12NO8P30YY         | 8000               |        |  |
|                | Ironman            |                      |   |                    |                           |                    | 63NX12NB8P30YY         | 8700               |        |  |
| Phenolic       | 63PH12NB3330YY     | 6500                 |   |                    |                           |                    |                        |                    |        |  |
| Ductile        | 63DS12NR3330YY     | 10000                | 63DS12NR7430YY                                      | 17000              | 63DS12NR6830YY            | 11000              |                        |                    |        |  |
| Forged Steel   |                    |                      | 63FS12NX7430YY                                      | 20000              |                           |                    |                        |                    |        |  |
| 16"            | 3"                 | Yoke only            | 63ZZ16LZ7130YY                                      |                    |                           |                    |                        |                    |        |  |
|                |                    | Mold-On Rubber       | 63RS16LB2630YY                                      | 1500               |                           |                    | 63RS16LBR130YY         | 1500               |        |  |
|                |                    | Phenolic             | 63PH16LB2630YY                                      | 4000               |                           |                    | 63PH16LBR130YY         | 3000               |        |  |
|                |                    | Polyon™              | 63PU16LG2630YY                                      | 4400               |                           |                    | 63PU16LGR130YY         | 3000               |        |  |
|                |                    | MegaPU™              |   |                    |                           |                    | 63PX16LO7P30YY         | 8000               |        |  |



# 65/66 Extreme Duty Kingpinless Series – Up to 40,000lbs

- ASTM1045 steel, drop forged 5/8" thick swivel head, 7" diameter precisely machined raceway of 3/4" diameter hardened steel ball bearings
- 1-1/4" Grade 8 machined axle bolt for 4" wide wheels
- Legs formed from 1/2" thick steel, double welded
- Grease fitting on raceway and axle
- Zinc plated



65FS10NX7445YY

65PX10NO8P45-0F0000



| Fastening Pattern                |                 |                   |                    |
|----------------------------------|-----------------|-------------------|--------------------|
| Plate Code                       | Overall Size    | Bolt Hole Pattern | Mounting Bolt Size |
| 45                               | 8-1/2" x 8-1/2" | 7" x 7"           | 5/8"               |
| Overall Height and Swivel Radius |                 |                   |                    |
| Wheel Dia.                       | Overall Height  | Denotation Code   | Swivel Radius      |
| 8"                               | 11"             | 80                | 6"                 |
| 10"                              | 13"             | 10                | 7-1/2"             |
| 12"                              | 15-1/2"         | 12                | 9"                 |



65/66 SERIES • CAPACITY 40000

| Wheel Dia.   | Tread Width     | Wheel Type         | Swivel caster part numbers shown below:             |                 |                       |                 |                     | +Color |
|--------------|-----------------|--------------------|---|-----------------|-----------------------|-----------------|---------------------|--------|
|              |                 |                    | To order Rigid casters change part# prefix 65 to 66 |                 |                       |                 |                     |        |
|              |                 |                    | Roller Bearings<br>33                               | Weight Capacity | Tapered Bearing<br>74 | Weight Capacity | Sealed Precision BB |        |
| 8"           | 4"              | Yoke only          | 65ZZ80NZ7445YY                                      |                 |                       |                 |                     |        |
|              |                 | UltraPoly™         | 65EX80NG3345YY                                      | 4000            | 65EX80NG7445YY        | 4000            |                     |        |
|              |                 | MegaPU™            |   |                 | 65PX80NO7445YY        | 6500            | 65PX80NO8P45YY      | 6500   |
|              |                 | Ironman            |   |                 |                       |                 | 65NX80NB8P45YY      | 8000   |
|              |                 | Ductile            | 65DS80NR3345YY                                      | 10000           | 65DS80NR7445YY        | 17000           | 65DS80NR8P45YY      | 10000  |
|              |                 | Forged Steel       | 65FS80NS3345YY                                      | 11000           | 65FS80NS7445YY        | 18000           |                     |        |
|              |                 | Forged V-Groove    | 65FV80NX3345YY                                      | 6000            | 65FV80N+7445YY        | 15000           |                     | W,X    |
|              | 2 x 2"          | DW-Blue            |   |                 |                       |                 | 65DW80NBT645YY      | 4000   |
|              |                 | DW-Gray            |   |                 |                       |                 | 65DW80NGT645YY      | 4500   |
|              |                 | Crown DW-Blue      |   |                 |                       |                 | 65DW80ZBT645YY      | 4000   |
| 10"          | 4"              | Yoke only          | 65ZZ10NZ7445YY                                      |                 |                       |                 |                     |        |
|              |                 | Mold-On Rubber     | 65RS10NB3345YY                                      | 1400            |                       |                 |                     |        |
|              |                 | UltraPoly™         | 65EX10NG3345YY                                      | 5500            | 65EX10NG7445YY        | 5500            |                     |        |
|              |                 | MegaPU™            |   |                 | 65PX10NO7445YY        | 7000            | 65PX10NO8P45YY      | 7000   |
|              |                 | DW-Gray            |   |                 |                       |                 | 65DW10NGT645YY      | 5000   |
|              |                 | Ironman            |   |                 |                       |                 | 65NX10NB8P45YY      | 8000   |
|              |                 | Ductile            | 65DS10NR3345YY                                      | 10000           | 65DS10NR7445YY        | 17000           | 65DS10NR8P45YY      | 10000  |
|              |                 | Forged Steel       | 65FS10NS3345YY                                      | 11000           | 65FS10NS7445YY        | 20000           | 65FS10NS8P45YY      | 20000  |
|              |                 | Crown Forged Steel |   |                 |                       |                 | 65FS10NX8P45YY      | 20000  |
|              | Forged V-Groove |                    |   | 65FV10NX7445YY  | 15000                 |                 |                     |        |
| 2 X 2"       | DW-Blue         |                    |   |                 |                       | 65DW10NBT645YY  | 4500                |        |
| 12"          | 3-1/2"          | Yoke only          | 65ZZ12NZ7445YY                                      |                 |                       |                 |                     |        |
|              |                 | Supreme Rubber     | 65RH12MS3345YY                                      | 1500            |                       |                 | 65RH12MS8P45YY      | 1500   |
|              |                 | High-Temp Phenolic | 65HT12MB3345YY                                      | 3000            |                       |                 |                     |        |
|              |                 | Phenolic           | 65PH12MB3345YY                                      | 4000            |                       |                 |                     |        |
|              | 4"              | Mold-On Rubber     | 65RS12NB3345YY                                      | 1500            |                       |                 |                     |        |
|              |                 | UltraPoly™         | 65EX12NG3345YY                                      | 6500            | 65EX12NG7445YY        | 6500            | 65EX12NG8P45YY      | 6500   |
|              |                 | MegaPU™            |   |                 | 65PX12NO7445YY        | 8000            | 65PX12NO8P45YY      | 8000   |
|              |                 | Ironman            |   |                 |                       |                 | 65NX12NB8P45YY      | 8000   |
|              |                 | Phenolic           | 65PH12NB3345YY                                      | 6500            |                       |                 |                     |        |
|              |                 | Ductile            | 65DS12NR3345YY                                      | 10000           | 65DS12NR7445YY        | 17000           | 65DS12NR6845YY      | 11000  |
| Forged Steel |                 |                    | 65FS12NX7445YY                                      | 20000           |                       |                 |                     |        |



## D7/R7 - Dual Wheel Kingpinless Series - 2000lb

- Designed for ultimate solution of traditional casters with kingpin being loosened from lateral force
- ASTM45 Steel, precisely CNC machined raceway with hardened ball bearings
- Extended swivel radius for better maneuverability is available for 6" and 8"
- 1/4" thick top plated with legs formed from 1/4" steel
- Bright Zinc finish as standard
- Hardened Raceway

D7CP60JR6417YY



D7DW60XDT317YY



| FASTENING PATTERNS               |                |   |                    |
|----------------------------------|----------------|---|--------------------|
| Plate Code                       | Overall Size   | Bolt Hole Pattern   | Mounting Bolt Size |
| 17                               | 4" x 4-15/32"  | 2-5/8" x 3-5/8" to 3" x 3"  | 3/8"               |
|                                  |                | w/ 2 x 5/16" holes centered at 4.013" between long-way holes for use on structural framing. |                    |
| Overall Height and Swivel Radius |                |   |                    |
| Wheel Diameter                   | Overall Height | Denotation Code   | Swivel Radius      |
| 6"                               | 7-3/4"         | 60  | 5-1/2"             |
| 8"                               | 10-1/8"        | 80  | 6-1/4"             |



| Wheel Dia             | Tread Width | Wheel Type              | Load Cap.      | Available Bearing Options | Replace + with desired wheel color    |                | +Color      |
|-----------------------|-------------|-------------------------|----------------|---------------------------|---------------------------------------|----------------|-------------|
|                       |             |                         |                |                           | Replace ## with desired wheel bearing |                |             |
|                       |             |                         |                |                           | SWIVEL                                | RIGID          |             |
| 6"                    | 2" x 2      | Yoke Only               |                |                           | D7ZZ60JZ83**YY                        | R7ZZ60JZ83**YY |             |
|                       |             | Neo-Energizer™          | 600            | 04, 09,64, 57, 12         | D7EN60JB##**YY                        | R7EN60JB##**YY |             |
|                       |             | Pneumatic               | 200            |                           | D7FP60JB60**YY                        | R7FP60JB60**YY |             |
|                       |             | Foam Filled             | 200            |                           | D7FF60JB60**YY                        | R7FF60JB60**YY |             |
|                       |             | Ever-Roll™              | 200            |                           | D7ER60J+60**YY                        | R7ER60J+60**YY | B,I         |
|                       |             | Nomadic™                | 600            | 04,09,48,60,57,12         | D7NM60J+##**YY                        | R7NM60J+##**YY | A,I         |
|                       |             | Rubber on Nylon         | 550            | 04,09,48,60,57,12         | D7NR60JB##**YY                        | R7NR60JB##**YY |             |
|                       |             | Dura Cushion™           | 350            | 04,09,63,57,12            | D7BC60J+##**YY                        | R7BC60J+##**YY | X,Z         |
|                       |             | Eco-Rubber              | 350            |                           | D7SN60JC53**YY                        | R7SN60JC53**YY |             |
|                       |             | Rubber on Aluminum      | 550            | 04,09,48,60,57,12         | D7RA60JB##**YY                        | R7RA60JB##**YY |             |
|                       |             | Mold-On Rubber          | 550            | 04,09,48,60,57,12         | D7RS60JB##**YY                        | R7RS60JB##**YY |             |
|                       |             | Supreme Rubber          | 700            | 04,09,48,60,57,12         | D7RH60JS##**YY                        | R7RH60JS##**YY |             |
|                       |             | Blue Ergo™              | 550            |                           | D7BL60JL63**YY                        | R7BL60JL63**YY |             |
|                       |             | Thermo-Pro™             | 500            | 04,09,60,63,48,57,12      | D7TP60J+##**YY                        | R7TP60J+##**YY | A,I,T,X,Y,Z |
|                       |             | Polyolefin              | 700            | 04,09,60,53,P3,48,57,12   | D7PO60J+##**YY                        | R7PO60J+##**YY | B,E         |
|                       |             | Nylon                   | 1000           | 04,09,63,57,12            | D7NY60JE##**YY                        | R7NY60JE##**YY |             |
|                       |             | Ironman                 | 2000           | 65, 73                    | D7NX60JB##**YY                        | R7NX60JB##**YY |             |
|                       |             | RokHard™                | 1000           | 04,09,48,60,57,12         | D7HI60JB##**YY                        | R7HI60JB##**YY |             |
|                       |             | BrimStone™              | 1100           | 04,09,60,90               | D7GN60J+##**YY                        | R7GN60J+##**YY | B,Q         |
|                       |             | Epoxy                   | 1100           | 04,09,90                  | D7OV60JQ##**YY                        | R7OV60JQ##**YY |             |
|                       |             | MaxRok™                 | 1200           | 04,09,63,57,12            | D7MA60JB##**YY                        | R7MA60JB##**YY |             |
|                       |             | Phenolic                | 1200           |                           | D7PH60JB##**YY                        | R7PH60JB##**YY |             |
|                       |             | Straight-Sided Phenolic | 1500           | 04,09,48,60,57,12         | D7PH60TB##**YY                        | R7PH60TB##**YY |             |
|                       |             | High-Temp Phenolic      | 900            | 04,09,90                  | D7HT60JQ##**YY                        | R7HT60JQ##**YY |             |
|                       |             | Poly MaxRok™            | 1200           | 04,09,48,60,57,12         | D7MU60J+##**YY                        | R7MU60J+##**YY | G,K         |
|                       |             | Polygon AL™             | 1200           | 04,09,48,60,57,12         | D7PA60J+##**YY                        | R7PA60J+##**YY | N,R         |
|                       |             | Polygon-C               | 1200           | 04,09,48,60,57,12         | D7PR60JL##**YY                        | R7PR60JL##**YY |             |
|                       |             | DW-Black                | 700            |                           | D7DW60JLT3**YY                        | R7DW60JLT3**YY |             |
|                       |             | DW-Red                  | 960            |                           | D7DW60JRT3**YY                        | R7DW60JRT3**YY |             |
|                       |             | DW-Blue                 | 1400           |                           | D7DW60JBT3**YY                        | R7DW60JBT3**YY |             |
|                       |             | DW-Gray                 | 1400           |                           | D7DW60JGT3**YY                        | R7DW60JGT3**YY |             |
|                       |             | Crown DW-Red            | 960            |                           | D7DW60XRT3**YY                        | R7DW60XRT3**YY |             |
|                       |             | Crown DW-Blue           | 1400           |                           | D7DW60XBT3**YY                        | R7DW60XBT3**YY |             |
|                       |             | Poly-Pro™               | 720            | 04,09,48,60,63,57,12      | D7PP60J+##**YY                        | R7PP60J+##**YY | D,I,K,M,W,U |
|                       |             |                         | 900            |                           | D7PP60JP49**YY                        | R7PP60JP49**YY |             |
|                       |             | Polymadic™              | 900            | 04,09,48,60,63,57,12      | D7PP60JH63**YY                        | R7PP60JH63**YY |             |
|                       |             |                         |                |                           | D7PM60J+##**YY                        | R7PM60J+##**YY | I,M         |
|                       |             | Polyon™                 | 1200           | 04,09,48,60,57,12         | D7PU60JV63**YY                        | R7PU60JV63**YY |             |
|                       |             |                         |                |                           | D7PU60J+##**YY                        | R7PU60J+##**YY | G,V         |
|                       |             | EnergySaver Polyon™     | 1400           | 04,09,63,57,12            | D7SW60JU##**YY                        | R7SW60JU##**YY |             |
|                       |             | PolyFlexon™ Cast        | 900            | 04,09,63,57,12            | D7RP60JK##**YY                        | R7RP60JK##**YY |             |
|                       |             | PolyFlexon™             | 900            |                           | D7UA60J+64**YY                        | R7UA60J+64**YY | N,O         |
|                       |             | D-Polyon                | 1000           |                           | D7UD60JL64**YY                        | R7UD60JL64**YY |             |
|                       |             | Ultraflex™              | 1000           |                           | D7UX60JO64**YY                        | R7UX60JO64**YY |             |
|                       |             | Champion                | 1200           |                           | D7CP60JN64**YY                        | R7CP60JN64**YY |             |
|                       |             | DuraLastomer™           | 1000           | 09,48,60,57,12            | D7SU60JL##**YY                        | R7SU60JL##**YY |             |
|                       |             | Super Elastomer         | 1400           |                           | D7SX60JI64**YY                        | R7SX60JI64**YY |             |
|                       |             | ErgoLastomer™           | 1700           | 04,09,48,60,64,57,12      | D7HU60JI##**YY                        | R7HU60JI##**YY |             |
|                       |             | Titan™ Plymer           | 2000           |                           | D7PX60JO63**YY                        | R7PX60JO63**YY |             |
|                       |             | Conquer™                | 1800           |                           | D7CQ60JR64**YY                        | R7CQ60JR64**YY |             |
|                       |             |                         | 1800           |                           | D7CQ60JL64**YY                        | R7CQ60JL64**YY |             |
|                       |             | Semi-Steel              | 1200           | 04,09,48,60,57,12         | D7SS60JS##**YY                        | R7SS60JS##**YY |             |
| Heavy Duty Iron       | 1400        | 04,09,60,63,57,12       | D7HS60JS##**YY | R7HS60JS##**YY            |                                       |                |             |
|                       |             | 04,09,60,48,57,12       | D7HS60JX##**YY | R7HS60JX##**YY            |                                       |                |             |
| Ductile               | 2000        | 04,09,60,73,63,B1,B5    | D7DS60JR##**YY | R7DS60JR##**YY            |                                       |                |             |
| EnergySaver Ductile™  | 2000        | 04,09,48, 60,73,B1,B5   | D7CD60JR##**YY | R7CD60JR##**YY            |                                       |                |             |
| Forged Steel          | 2000        | 04,09,73,63,B1,B5       | D7FS60JS##**YY | R7FS60JS##**YY            | S=Flat Tread;<br>X=Crown Tread        |                |             |
| Ironman™ V-Groove     | 2000        |                         | D7FS60JX4P**YY | R7FS60JX4P**YY            |                                       |                |             |
|                       |             |                         | D7NV60JT4P**YY | R7NV60JT4P**YY            |                                       |                |             |
| Iron V-groove         | 1000        | 04,09,48,60,57,12       | D7VG60JT##**YY | R7VG60JT##**YY            |                                       |                |             |
| Ductile V-Grove       | 1500        | 04,09,57,12,63,B1,B5    | D7DV60JT##**YY | R7DV60JT##**YY            |                                       |                |             |
| Conductive Nylon      | 700         |                         | D7CY60JI62**YY | R7CY60JI62**YY            |                                       |                |             |
| Conductive Ultriflex™ | 600         |                         | D7CX60JL64**YY | R7CX60JL64**YY            |                                       |                |             |



| Wheel Dia             | Tread Width | Wheel Type           | Load Cap.      | Available Bearing Options  | Replace + with desired wheel color    |                | +Color                         |
|-----------------------|-------------|----------------------|----------------|----------------------------|---------------------------------------|----------------|--------------------------------|
|                       |             |                      |                |                            | Replace ## with desired wheel bearing |                |                                |
|                       |             |                      |                |                            | SWIVEL                                | RIGID          |                                |
| 8"                    | 2" x 2      | Yoke Only            |                |                            | D7ZZ80JZ83**YY                        | R7ZZ80JZ83**YY |                                |
|                       |             | Neo-Energizer™       | 600            | 04,09,64,57,12             | D7EN80JB##**YY                        | R7EN80JB##**YY |                                |
|                       |             | Nomadic™             | 700            | 04,09,48,60,57,12          | D7NM80J+##**YY                        | R7NM80J+##**YY | A,I                            |
|                       |             | Rubber on Nylon      | 600            | 04,09,48,60,57,12          | D7NR80JB##**YY                        | R7NR80JB##**YY |                                |
|                       |             | Dura Cushion™        | 450            | 04,09,63,57,12             | D7BC80J+##**YY                        | R7BC80J+##**YY | X,Z                            |
|                       |             | Eco-Rubber           | 450            | 53,P3                      | D7SN80UC##**YY                        | R7SN80UC##**YY |                                |
|                       |             | Rubber on Aluminum   | 600            | 04,09,48,60,57,12          | D7RA80JB##**YY                        | R7RA80JB##**YY |                                |
|                       |             | Mold-On Rubber       | 600            | 04,09,48,60,57,12          | D7RS80JB##**YY                        | R7RS80JB##**YY |                                |
|                       |             | Supreme Rubber       | 810            | 04,09,63,57,12             | D7RH80JS##**YY                        | R7RH80JS##**YY |                                |
|                       |             | Blue Ergo™           | 600            |                            | D7BL80JL63**YY                        | R7BL80JL63**YY |                                |
|                       |             | Thermo-Pro™          | 600            | 04,09,60,63,48,57,12       | D7TP80J+##**YY                        | R7TP80J+##**YY | A,I,T,X,Y,Z                    |
|                       |             | Polyolefin           | 900            | 04,09,60,53,P3,48,57,90,12 | D7PO80J+##**YY                        | R7PO80J+##**YY | B,E                            |
|                       |             | Nylon                | 1100           | 04,09,63,57,12             | D7NY80JE##**YY                        | R7NY80JE##**YY |                                |
|                       |             | Ironman              | 2000           | 65,73                      | D7NX80JB##**YY                        | R7NX80JB##**YY |                                |
|                       |             | RokHard™             | 1100           | 04,09,48,60,57,12          | D7HI80JB##**YY                        | R7HI80JB##**YY |                                |
|                       |             | BrimStone™           | 1200           | 04,09,60,90                | D7GN80J+##**YY                        | R7GN80J+##**YY | B,Q                            |
|                       |             | Epoxy                | 1200           | 04,09                      | D7OV80JQ##**YY                        | R7OV80JQ##**YY |                                |
|                       |             | MaxRok™              | 1400           | 04,09,49,57,12             | D7MA80JB##**YY                        | R7MA80JB##**YY |                                |
|                       |             | Phenolic             | 1400           | 04,09,48,60,57,12          | D7PH80JB##**YY                        | R7PH80JB##**YY |                                |
|                       |             | High-Temp Pnenolic   | 1100           | 04,09,90                   | D7HT80JQ##**YY                        | R7HT80JQ##**YY |                                |
|                       |             | Poly MaxRok™         | 1400           | 04,09,48,60,57,12          | D7MU80J+##**YY                        | R7MU80J+##**YY | G,K                            |
|                       |             | Polygon AL™          | 1500           | 04,09,48,60,57,12          | D7PA80J+##**YY                        | R7PA80J+##**YY | N,R                            |
|                       |             | DW-Black             | 750            |                            | D7DW80JLT3**YY                        | R7DW80JLT3**YY |                                |
|                       |             | DW-Red               | 1100           |                            | D7DW80JRT3**YY                        | R7DW80JRT3**YY |                                |
|                       |             | DW-Blue              | 1600           |                            | D7DW80JBT3**YY                        | R7DW80JBT3**YY |                                |
|                       |             | DW-Gray              | 1700           |                            | D7DW80JGT3**YY                        | R7DW80JGT3**YY |                                |
|                       |             | Crown DW-Red         | 1100           |                            | D7DW80XRT3**YY                        | R7DW80XRT3**YY |                                |
|                       |             | Crown DW-Blue        | 1600           |                            | D7DW80XBT3**YY                        | R7DW80XBT3**YY |                                |
|                       |             | Poly-Pro™            | 810            | 04,09,48,60,63,57,12       | D7PP80J+##**YY                        | R7PP80J+##**YY | C,D,I,K,M,U,W                  |
|                       |             |                      | 1000           |                            | D7PP80JP49**YY                        | R7PP80JP49**YY |                                |
|                       |             |                      | 1000           |                            | D7PP80JH63**YY                        | R7PP80JH63**YY |                                |
|                       |             | Polymadic™           | 1000           | 04,09,48,60,63,57,12       | D7PM80J+##**YY                        | R7PM80J+##**YY | I,M                            |
|                       |             | Polygon™             | 1400           |                            | D7PU80JV63**YY                        | R7PU80JV63**YY |                                |
|                       |             |                      |                | 04,09,48,60,57,12          | D7PU80J+##**YY                        | R7PU80J+##**YY | G,V                            |
|                       |             | EnergySaver Polygon™ | 1500           | 04,09,48,60,57,12          | D7SW80JU##**YY                        | R7SW80JU##**YY |                                |
|                       |             | PolyFlexon™ Cast     | 1000           |                            | D7RP80JK63**YY                        | R7RP80JK63**YY |                                |
|                       |             | PolyFlexon™          | 1200           |                            | D7UA80J+64**YY                        | R7UA80J+64**YY | N,O                            |
|                       |             | D-Polygon            | 1200           |                            | D7UD80JL64**YY                        | R7UD80JL64**YY |                                |
|                       |             | Ultraflex™           | 1200           |                            | D7UX80JO64**YY                        | R7UX80JO64**YY |                                |
|                       |             | Champion             | 1500           |                            | D7CP80JN64**YY                        | R7CP80JN64**YY |                                |
|                       |             | DuraLastomer™        | 1000           | 09,48,60,57,12             | D7SU80JL##**YY                        | R7SU80JL##**YY |                                |
|                       |             | Super Elastomer      | 1500           |                            | D7SX80JI64**YY                        | R7SX80JI64**YY |                                |
|                       |             | ErgoLastomer™        | 2000           | 04,09,64,57,12             | D7HU80JI##**YY                        | R7HU80JI##**YY |                                |
|                       |             | Titan™ Ploymer       | 2000           |                            | D7PX80JO63**YY                        | R7PX80JO63**YY |                                |
|                       |             | Conquer™             | 2000           |                            | D7CQ80JR64**YY                        | R7CQ80JR6417YY |                                |
|                       |             |                      | 2000           |                            | D7CQ80JL64**YY                        | R7CQ80JL6417YY |                                |
|                       |             | Semi-Steel           | 1400           | 04,09,48,60,57,12          | D7SS80JS##**YY                        | R7SS80JS##**YY |                                |
|                       |             | Heavy Duty Iron      | 1600           | 04,09,48,60,57,12          | D7HS80JS##**YY                        | R7HS80JS##**YY | S=Flat Tread;<br>X=Crown Tread |
|                       |             |                      |                | 04,09,48,60,57,12          | D7HS80JX##**YY                        | R7HS80JX##**YY |                                |
|                       |             | Ductile              | 2000           | 04,09,48,60,B1,B5          | D7DS80JR##**YY                        | R7DS80JR##**YY |                                |
| EnergySaver Ductile™  | 2000        | 04,09,48,60,B1,B5    | D7CD80JR##**YY | R7CD80JR##**YY             |                                       |                |                                |
| Forged Steel          | 2000        | 04,09,63,B5,B1       | D7FS80JS##**YY | R7FS80JS##**YY             |                                       |                |                                |
|                       |             |                      | D7FS80JX4P**YY | R7FS80JX4P**YY             |                                       |                |                                |
| Ironman™ V-Groove     | 2000        |                      | D7NV80JT4P**YY | R7NV80JT4P**YY             |                                       |                |                                |
| Iron V-groove         | 1200        | 04,09,48,60,57,12    | D7VG80JT##**YY | R7VG80JT##**YY             |                                       |                |                                |
| Conductive Nylon      | 770         |                      | D7CY80JI62**YY | R7CY80JI62**YY             |                                       |                |                                |
| Conductive Ultraflex™ | 700         |                      | D7CX80JL64**YY | R7CX80JL64**YY             |                                       |                |                                |

# D1/R1 - Dual Wheel Kingpinless Series - 6000LB

- ASTM1045 steel, drop forged 5/16" thick top plate integrates with a forged 3" diameter precisely machined raceway with 1/2" ball bearings
- Hot forged ASTM1045 for the highest density and hardened for durability
- 1/2" CNC machined grade 5 axle bolt and lock nut
- Large selections of wheels, bearings & brake options
- Grease fitting in raceway and axle for maintenance
- 3/8" steel formed and double welded legs



D1HU60JI6419YY

D1DW60JBT319YY-0M0000



D1/R1 SERIES • CAPACITY 6000

| Fastening Pattern                |                 |                                       |                    |
|----------------------------------|-----------------|---------------------------------------|--------------------|
| Plate Code                       | Overall Size    | Bolt Hole Pattern                     | Mounting Bolt Size |
| 19                               | 4-1/2" x 6-1/4" | 2-7/16" x 4-15/16" to 3-3/8" x 5-1/4" | 1/2"               |
| Overall Height and Swivel Radius |                 |                                       |                    |
| Wheel Diameter                   | Overall Height  | Denotation Code                       | Swivel Radius      |
| 4"                               | 5-5/8"          | 40                                    | 3-1/4"             |
| 5"                               | 6-1/2"          | 50                                    | 3-7/8"             |
| 6"                               | 8"              | 60                                    | 5-1/8"             |
| 8"                               | 10-1/8"         | 80                                    | 6-3/4"             |





| Wheel Diameter | Tread Width | Wheel Type              | Load Cap. | Available Bearing Options | Replace + with desired wheel color    |                | +Color    |
|----------------|-------------|-------------------------|-----------|---------------------------|---------------------------------------|----------------|-----------|
|                |             |                         |           |                           | Replace ## with desired wheel bearing |                |           |
|                |             |                         |           |                           | SWIVEL                                | RIGID          |           |
| 4"             | 2 x 2"      | Yoke Only               |           |                           | D1ZZ40JZ8319YY                        | R1ZZ40JZ8319YY |           |
|                |             | Neo-Energizer™          | 1000      | 04,09,60,48,57,12         | D1EN40JB##19YY                        | R1EN40JB##19YY |           |
|                |             | Nomadic™                | 800       | 04,09,60,48,57,12         | D1NM40J+##19YY                        | R1NM40J+##19YY | A,I       |
|                |             | Rubber on Nylon         | 800       | 04,09,60,48,57,12         | D1NR40JB##19YY                        | R1NR40JB##19YY |           |
|                |             | Rubber on Aluminum      | 800       | 04,09,60,48,57,12         | D1RA40JB##19YY                        | R1RA40JB##19YY |           |
|                |             | Low Profile Rubber      | 600       | 04,09,60,48,57,12         | D1LP40JB##19YY                        | R1LP40JB##19YY |           |
|                |             | Mold-On Rubber          | 800       | 04,09,60,48,57,12         | D1RS40JB##19YY                        | R1RS40JB##19YY |           |
|                |             | Blue Ergo™              | 800       |                           | D1BL40JL6319YY                        | R1BL40JL6319YY |           |
|                |             | Thermo-Pro™             | 600       | 04,09,60,63,48,57,12      | D1TP40J+##19YY                        | R1TP40J+##19YY | A,I,T,Y   |
|                |             | Polyolefin              | 1000      | 04,09,60,63,48,57,12      | D1PO40J+##19YY                        | R1PO40J+##19YY | B,E       |
|                |             | Nylon                   | 1620      | 04,09,60,48,57,12         | D1NY40JE##19YY                        | R1NY40JE##19YY |           |
|                |             | Ironman™                | 2500      | 04,09,60, 48,65,73,12     | D1NX40JB##19YY                        | R1NX40JB##19YY |           |
|                |             | RokHard™                | 1600      | 04,09,62,57,12            | D1HI40JB##19YY                        | R1HI40JB##19YY |           |
|                |             | BrimStone™              | 1600      | 04,09,90                  | D1GN40J+##19YY                        | R1GN40J+##19YY | B,Q       |
|                |             | Epoxy                   | 1600      | 04,09,90                  | D1OV40JQ##19YY                        | R1OV40JQ##19YY |           |
|                |             | MaxRok™                 | 1600      | 04,09,49,57,12            | D1MA40JB##19YY                        | R1MA40JB##19YY |           |
|                |             | Phenolic                | 1600      | 04,09,60,48,57,12         | D1PH40JB##19YY                        | R1PH40JB##19YY |           |
|                |             | Phenolic Straight Sided | 2000      | 04,09,60,57,12            | D1PH40TB##19YY                        | R1PH40TB##19YY |           |
|                |             | High-Temp Phenolic      | 1200      | 04,09,90                  | D1HT40JQ##19YY                        | R1HT40JQ##19YY |           |
|                |             | Polygon MaxRok™         | 1400      | 04,09,60,48,57,12         | D1MU40J+##19YY                        | R1MU40J+##19YY | G,K       |
|                |             | Polygon AL™             | 1600      | 04,09,60,48,57,12         | D1PA40J+##19YY                        | R1PA40J+##19YY | N,R       |
|                |             | DW-Black                | 940       |                           | D1DW40JLT319YY                        | R1DW40JLT319YY |           |
|                |             | DW-Red                  | 1080      |                           | D1DW40JRT319YY                        | R1DW40JRT319YY |           |
|                |             | DW-Blue                 | 1920      |                           | D1DW40JBT319YY                        | R1DW40JBT319YY |           |
|                |             | DW-Gray                 | 2000      |                           | D1DW40JGT319YY                        | R1DW40JGT319YY |           |
|                |             | Crown DW-Red            | 1080      |                           | D1DW40XRT319YY                        | R1DW40XRT319YY |           |
|                |             | Crown DW-Blue           | 1920      |                           | D1DW40XBT319YY                        | R1DW40XBT319YY |           |
|                |             | Poly-Pro™               | 1000      | 04,09,60,62,48,57,12      | D1PP40J+##19YY                        | R1PP40J+##19YY | D,K,M,U,W |
|                |             |                         | 1200      |                           | D1PP40JP4919YY                        | R1PP40JP4919YY |           |
|                |             | Polymadic™              | 1200      | 04,09,60,49,48,57,12      | D1PM40J+##19YY                        | R1PM40J+##19YY | I,M       |
|                |             | Polyon™                 | 1600      |                           | D1PU40JV6319YY                        | R1PU40JV6319YY |           |
|                |             |                         | 1600      | 04,09,60,48,57,12         | D1PU40J+##19YY                        | R1PU40J+##19YY | G,V       |
|                |             | EnergySaver Polyon™     | 1600      | 04,09,60,48,57,12         | D1SW40JU##19YY                        | R1SW40JU##19YY |           |
|                |             | PolyFlexon™ Cast        | 1400      | 04,09,60,48,57,12         | D1RP40JK##19YY                        | R1RP40JK##19YY |           |
|                |             | PolyFlexon™             | 1800      |                           | D1UA40JO6419YY                        | R1UA40JO6419YY |           |
|                |             | Ultraflex™              | 1800      |                           | D1UX40JO6319YY                        | R1UX40JO6319YY |           |
|                |             | DuraLastomer™           | 1500      | 09,60,48,57,12            | D1SU40JL##19YY                        | R1SU40JL##19YY |           |
|                |             | Super Elastomer         | 2400      |                           | D1SX40JI6419YY                        | R1SX40JI6419YY |           |
|                |             | ErgoLastomer™           | 2000      | 04,09,64,57,12            | D1HU40JI##19YY                        | R1HU40JI##19YY |           |
|                |             | Semi-Steel              | 1400      | 04,09,60,48,57,12         | D1SS40JS##19YY                        | R1SS40JS##19YY |           |
|                |             | Heavy Duty Iron         | 1800      | 04,09,60,48,57,12         | D1HS40JS##19YY                        | R1HS40JS##19YY |           |
|                |             | Ductile                 | 2500      | 04,09,60,63,57,12         | D1DS40JR##19YY                        | R1DS40JR##19YY |           |
|                |             | Solid Steel             | 2500      | 09,63, B1,B5              | D1MS40JS##19YY                        | R1MS40JS##19YY |           |
|                |             | EnergySaver Ductile™    | 2500      | 04,60,48,09,B1,B5         | D1CD40JR##19YY                        | R1CD40JR##19YY |           |
|                |             | Ironman™ V-Groove       | 2000      |                           | D1NV40JT4P19YY                        | R1NV40JT4P19YY |           |
|                |             | MaxRok™ V-Groove        | 1600      | 04,09,60,48,57,12         | D1MV40JT##19YY                        | R1MV40JT##19YY |           |
|                |             | Iron V-Groove           | 1200      | 04,09,60,48,57,12         | D1VG40JT##19YY                        | R1VG40JT##19YY |           |
|                |             | Ductile V-Groove        | 1250      | 04,09,60,48,57, B1, B5    | D1DV40JT##19YY                        | R1DV40JT##19YY |           |
|                |             | Conductive Ultraflex™   | 1000      |                           | D1CX40JL6319YY                        | R1CX40JL6319YY |           |



| Wheel Diameter | Tread Width | Wheel Type            | Load Cap. | Available Bearing Options | Replace + with desired wheel color    |                                  | +Color        |
|----------------|-------------|-----------------------|-----------|---------------------------|---------------------------------------|----------------------------------|---------------|
|                |             |                       |           |                           | Replace ## with desired wheel bearing |                                  |               |
|                |             |                       |           |                           | SWIVEL                                | RIGID                            |               |
| 5"             | 2 x 2"      | Yoke Only             |           |                           | D1ZZ50JZ8319YY                        | R1ZZ50JZ8319YY                   |               |
|                |             | Neo-Energizer™        | 1100      | 04,09,60,48,57,12         | D1EN50JB##19YY                        | R1EN50JB##19YY                   |               |
|                |             | Nomadic™              | 1000      | 04,09,60,48,57,12         | D1NM50J+##19YY                        | R1NM50J+##19YY                   | A,I           |
|                |             | Rubber on Nylon       | 900       | 04,09,60,48,57,12         | D1NR50JB##19YY                        | R1NR50JB##19YY                   |               |
|                |             | Rubber on Aluminum    | 1000      | 04,09,60,48,57,12         | D1RA50JB##19YY                        | R1RA50JB##19YY                   |               |
|                |             | Mold-On Rubber        | 800       | 04,09,60,48,57,12         | D1RS50JB##19YY                        | R1RS50JB##19YY                   |               |
|                |             | Blue Ergo™            | 800       |                           | D1BL50JL6319YY                        | R1BL50JL6319YY                   |               |
|                |             | CushEndure™           | 800       |                           | D1GR50JB1919YY                        | R1GR50JB1919YY                   |               |
|                |             | Thermo-Pro™           | 700       | 04,09,60,48,57,12         | D1TP50J+##19YY                        | R1TP50J+##19YY                   | A,I,T,X,Y,Z   |
|                |             | Polyolefin            | 1300      | 04,09,60,48,57,12         | D1PO50J+##19YY                        | R1PO50J+##19YY                   | B,E           |
|                |             | Nylon                 | 1800      | 04,09,60,48,57,12         | D1NY50JE##19YY                        | R1NY50JE##19YY                   |               |
|                |             | Ironman               | 2500      | 65,73                     | D1NX50J+##19YY                        | R1NX50J+##19YY                   | B,I           |
|                |             | RokHard™              | 1800      | 04,09,62,57,12            | D1HI50JB##19YY                        | R1HI50JB##19YY                   |               |
|                |             | BrimStone™            | 2000      | 04,09,90                  | D1GN50J+##19YY                        | R1GN50J+##19YY                   | B,Q           |
|                |             | Epoxy                 | 2000      | 04,09,90                  | D1OV50JQ##19YY                        | R1OV50JQ##19YY                   |               |
|                |             | MaxRok™               | 2000      | 04,09,63,49,57,12         | D1MA50JB##19YY                        | R1MA50JB##19YY                   |               |
|                |             | Phenolic              | 2000      | 04,09,60,48,57,12         | D1PH50JB##19YY                        | R1PH50JB##19YY                   |               |
|                |             | High-Temp Phenolic    | 1500      | 04,09,90                  | D1HT50JQ##19YY                        | R1HT50JQ##19YY                   |               |
|                |             | Sterollizer™          | 900       |                           | D1SL50JCB819YY                        | R1SL50JCB819YY                   |               |
|                |             | Polygon MaxRok™       | 2000      | 04,09,60,63,48,57,12      | D1MU50J+##19YY                        | R1MU50J+##19YY                   | G,K           |
|                |             | Polygon AL™           | 1800      | 04,09,60,48,57,12         | D1PA50J+##19YY                        | R1PA50J+##19YY                   | N,R           |
|                |             | Polygon - C           | 1800      | 04,09,60,48,57,12         | D1PR50JL##19YY                        | R1PR50JL##19YY                   |               |
|                |             | DW-Black              | 1100      |                           | D1DW50JLT319YY                        | R1DW50JLT319YY                   |               |
|                |             | DW-Red                | 1500      |                           | D1DW50JRT319YY                        | R1DW50JRT319YY                   |               |
|                |             | DW-Blue               | 2320      |                           | D1DW50JBT319YY                        | R1DW50JBT319YY                   |               |
|                |             | DW-Gray               | 2400      |                           | D1DW50JGT319YY                        | R1DW50JGT319YY                   |               |
|                |             | Crown DW-Red          | 1500      |                           | D1DW50XRT319YY                        | R1DW50XRT319YY                   |               |
|                |             | Crown DW-Blue         | 2320      |                           | D1DW50XBT319YY                        | R1DW50XBT319YY                   |               |
|                |             | Poly-Pro™             | 1200      | 04,09,48,60,63,57,12      | D1PP50J+##19YY                        | R1PP50J+##19YY                   | B,C,D,K,M,U,W |
|                |             |                       | 1400      |                           | D1PP50JP4919YY<br>D1PP50JH6319YY      | R1PP50JP4919YY<br>R1PP50JH6319YY |               |
|                |             | Polymadic™            | 1500      | 04,09,48,60,63,57,12      | D1PM50J+##19YY                        | R1PM50J+##19YY                   | I,M           |
|                |             | Polyon™               | 2200      |                           | D1PU50JV6319YY                        | R1PU50JV6319YY                   |               |
|                |             |                       | 2200      | 04,09,60,48,57,12         | D1PU50J+##19YY                        | R1PU50J+##19YY                   | G,V           |
|                |             | EnergySaver Polyon™   | 2500      | 04,09,60,48,57,12         | D1SW50JU##19YY                        | R1SW50JU##19YY                   |               |
|                |             | PolyFlexon™ Cast      | 1600      | 04,09,60,48,57,12         | D1RP50JK##19YY                        | R1RP50JK##19YY                   |               |
|                |             | PolyFlexon™           | 1800      |                           | D1UA50JO6419YY                        | R1UA50JO6419YY                   |               |
|                |             | Ultraflex™            | 1800      |                           | D1UX50JO6419YY                        | R1UX50JO6419YY                   |               |
|                |             | D-Polygon             | 1800      |                           | D1UD50JL6419YY                        | R1UD50JL6419YY                   |               |
|                |             | DuraLastomer™         | 2000      | 09,60,48,57,12            | D1SU50JL##19YY                        | R1SU50JL##19YY                   |               |
|                |             | Super Elastomer       | 2400      | 04,09,64,57,12            | D1SX50JI##19YY                        | R1SX50JI##19YY                   |               |
|                |             | ErgoLastomer™         | 2500      | 04,09,64,57,12            | D1HU50JI##19YY                        | R1HU50JI##19YY                   |               |
|                |             | Semi-Steel            | 2000      | 04,09,60,48,57,12         | D1SS50JS##19YY                        | R1SS50JS##19YY                   |               |
|                |             | Heavy Duty Iron       | 2400      | 04,09,60,63,57,12         | D1HS50JS##19YY                        | R1HS50JS##19YY                   |               |
|                |             | Ductile               | 2500      | 04,09,60,63,B1,B5         | D1DS50JR##19YY                        | R1DS50JR##19YY                   |               |
|                |             | Forged Steel          | 2500      | 02,09,60,B1,B5            | D1FS50JS##19YY                        | R1FS50JS##19YY                   |               |
|                |             | EnergySaver Ductile™  | 2500      | 04,09,60,48,B1,B5         | D1CD50JR##19YY                        | R1CD50JR##19YY                   |               |
|                |             | Iron V-Groove         | 1800      | 04,09,60,48,57,12         | D1VG50JT##19YY                        | R1VG50JT##19YY                   |               |
|                |             | Conductive Nylon      | 1260      | 04,09,60,48,57,12         | D1CY50JH##19YY                        | R1CY50JH##19YY                   |               |
|                |             | Conductive Ultraflex™ | 1080      |                           | D1CX50JL6419YY                        | R1CX50JL6419YY                   |               |



| Wheel Diameter        | Tread Width | Wheel Type              | Load Cap.      | Available Bearing Options | Replace + with desired wheel color    |                | +Color         |
|-----------------------|-------------|-------------------------|----------------|---------------------------|---------------------------------------|----------------|----------------|
|                       |             |                         |                |                           | Replace ## with desired wheel bearing |                |                |
|                       |             |                         |                |                           | SWIVEL                                | RIGID          |                |
| 6"                    | 2 x 2"      | Yoke Only               |                |                           | D1Z260JZ8319YY                        | R1Z260JZ8319YY |                |
|                       |             | Neo-Energizer™          | 1200           | 04, 09,64, 57, 12         | D1EN60JB##19YY                        | R1EN60JB##19YY |                |
|                       |             | Pneumatic               | 400            |                           | D1FP60JB6019YY                        | R1FP60JB6019YY |                |
|                       |             | Foam Filled             | 400            |                           | D1FF60JB6019YY                        | R1FF60JB6019YY |                |
|                       |             | Ever-Roll™              | 400            |                           | D1ER60J+6019YY                        | R1ER60J+6019YY | B,I            |
|                       |             | Nomadic™                | 1200           | 04,09,48,60,57,12         | D1NM60J+##19YY                        | R1NM60J+##19YY | A,I            |
|                       |             | Rubber on Nylon         | 1100           | 04,09,48,60,57,12         | D1NR60JB##19YY                        | R1NR60JB##19YY |                |
|                       |             | Dura Cushion™           | 700            | 04,09,63,57,12            | D1BC60J+##19YY                        | R1BC60J+##19YY | X,Z            |
|                       |             | Eco-Rubber              | 700            |                           | D1SN60JB5319YY                        | R1SN60JB5319YY |                |
|                       |             | Rubber on Aluminum      | 1100           | 04,09,48,60,57,12         | D1RA60JB##19YY                        | R1RA60JB##19YY |                |
|                       |             | Mold-On Rubber          | 1100           | 04,09,48,60,57,12         | D1RS60JB##19YY                        | R1RS60JB##19YY |                |
|                       |             | Supreme Rubber          | 1400           | 04,09,48,60,57,12         | D1RH60JS##19YY                        | R1RH60JS##19YY |                |
|                       |             | Blue Ergo™              | 1100           |                           | D1BL60JL6319YY                        | R1BL60JL6319YY |                |
|                       |             | Thermo-Pro™             | 1000           | 04,09,60,63,48,57,12      | D1TP60J+##19YY                        | R1TP60J+##19YY | A,I,T,X,Y,Z    |
|                       |             | Polyolefin              | 1400           | 04,09,60,53,P3,48,57,12   | D1PO60J+##19YY                        | R1PO60J+##19YY | B,E            |
|                       |             | Nylon                   | 2000           | 04,09,63,57,12            | D1NY60JE##19YY                        | R1NY60JE##19YY |                |
|                       |             | Ironman                 | 2500           | 65, 73                    | D1NX60JB##19YY                        | R1NX60JB##19YY |                |
|                       |             | RokHard™                | 2000           | 04,09,48,60,57,12         | D1HI60JB##19YY                        | R1HI60JB##19YY |                |
|                       |             | BrimStone™              | 2200           | 04,09,60,90               | D1GN60J+##19YY                        | R1GN60J+##19YY | B,Q            |
|                       |             | Epoxy                   | 2200           | 04,09,90                  | D1OV60JQ##19YY                        | R1OV60JQ##19YY |                |
|                       |             | MaxRok™                 | 2400           | 04,09,63,57,12            | D1MA60JB##19YY                        | R1MA60JB##19YY |                |
|                       |             | Phenolic                | 2400           | 04,09,48,60,57,12         | D1PH60JB##19YY                        | R1PH60JB##19YY |                |
|                       |             | Straight-Sided Phenolic | 2500           |                           | D1PH60TB##19YY                        | R1PH60TB##19YY |                |
|                       |             | High-Temp Phenolic      | 1800           |                           | 04,09,90                              | D1HT60JQ##19YY | R1HT60JQ##19YY |
|                       |             | Poly MaxRok™            | 2400           | 04,09,48,60,57,12         | D1MU60J+##19YY                        | R1MU60J+##19YY | G,K            |
|                       |             | Polygon AL™             | 2400           | 04,09,48,60,57,12         | D1PA60J+##19YY                        | R1PA60J+##19YY | N,R            |
|                       |             | Polygon-C               | 2400           | 04,09,48,60,57,12         | D1PR60JL##19YY                        | R1PR60JL##19YY |                |
|                       |             | DW-Black                | 1400           |                           | D1DW60JLT319YY                        | R1DW60JLT319YY |                |
|                       |             | DW-Red                  | 1920           |                           | D1DW60JRT319YY                        | R1DW60JRT319YY |                |
|                       |             | DW-Blue                 | 2500           |                           | D1DW60JBT319YY                        | R1DW60JBT319YY |                |
|                       |             | DW-Gray                 | 2500           |                           | D1DW60JGT319YY                        | R1DW60JGT319YY |                |
|                       |             | Crown DW-Red            | 1920           |                           | D1DW60XRT319YY                        | R1DW60XRT319YY |                |
|                       |             | Crown DW-Blue           | 2500           |                           | D1DW60XBT319YY                        | R1DW60XBT319YY |                |
|                       |             | Poly-Pro™               | 1440           | 04,09,48,60,63,57,12      | D1PP60J+##19YY                        | R1PP60J+##19YY | D,I,K,M,U,W    |
|                       |             |                         | 1800           |                           | D1PP60JP4919YY                        | R1PP60JP4919YY |                |
|                       |             | Polymadic™              | 1800           | 04,09,48,60,63,57,12      | D1PP60JH6319YY                        | R1PP60JH6319YY |                |
|                       |             |                         |                |                           | D1PM60J+##19YY                        | R1PM60J+##19YY | I,M            |
|                       |             | Polygon™                | 2400           | 04,09,48,60,57,12         | D1PU60JV6319YY                        | R1PU60JV6319YY |                |
|                       |             |                         |                |                           | D1PU60J+##19YY                        | R1PU60J+##19YY | G,V            |
|                       |             | EnergySaver Polygon™    | 2500           | 04,09,63,57,12            | D1SW60JU##19YY                        | R1SW60JU##19YY |                |
|                       |             | PolyFlexon™ Cast        | 1800           | 04,09,63,57,12            | D1RP60JK##19YY                        | R1RP60JK##19YY |                |
|                       |             | PolyFlexon™             | 1800           |                           | D1UA60J+6419YY                        | R1UA60J+6419YY | N,O            |
|                       |             | D-Polygon               | 2000           |                           | D1UD60JL6419YY                        | R1UD60JL6419YY |                |
|                       |             | Ultraflex™              | 2000           |                           | D1UX60JO6419YY                        | R1UX60JO6419YY |                |
|                       |             | Champion                | 2400           |                           | D1CP60JN6419YY                        | R1CP60JN6419YY |                |
|                       |             | DuraLastomer™           | 2400           | 09,48,60,57,12            | D1SU60JL##19YY                        | R1SU60JL##19YY |                |
|                       |             | Super Elastomer         | 2500           |                           | D1SX60JI6419YY                        | R1SX60JI6419YY |                |
|                       |             | ErgoLastomer™           | 2500           | 04,09,48,60,64,57,12      | D1HU60JI##19YY                        | R1HU60JI##19YY |                |
|                       |             | Titan™ Polymer          | 2500           |                           | D1PX60JO6319YY                        | R1PX60JO6319YY |                |
|                       |             | Conquer™                | 2400           |                           | D1CQ60JR6419YY                        | R1CQ60JR6419YY |                |
|                       |             |                         |                |                           | D1CQ60JN6419YY                        | R1CQ60JN6419YY |                |
|                       |             | Semi-Steel              | 2400           | 04,09,48,60,57,12         | D1SS60JS##19YY                        | R1SS60JS##19YY |                |
| Heavy Duty Iron       | 2500        | 04,09,60,63,57,12       | D1HS60JS##19YY | R1HS60JS##19YY            | S=Flat Tread;                         |                |                |
|                       |             | 04,09,60,48,57,12       | D1HS60JX##19YY | R1HS60JX##19YY            | X=Crown Tread                         |                |                |
| Ductile               | 2500        | 04,09,60,73,63,B1,B5    | D1DS60JR##19YY | R1DS60JR##19YY            |                                       |                |                |
| EnergySaver Ductile™  | 2500        | 04,09,48, 60,73,B1,B5   | D1CD60JR##19YY | R1CD60JR##19YY            |                                       |                |                |
| Forged Steel          | 2500        | 04,09,73,63,B1,B5       | D1FS60JS##19YY | R1FS60JS##19YY            | S=Flat Tread;                         |                |                |
|                       |             |                         | D1FS60JX4P19YY | R1FS60JX4P19YY            | X=Crown Tread                         |                |                |
| Ironman™ V-Groove     | 2000        |                         | D1NV60JT4P19YY | R1NV60JT4P19YY            |                                       |                |                |
| Iron V-Groove         | 2000        | 04,09,48,60,57,12       | D1VG60JT##19YY | R1VG60JT##19YY            |                                       |                |                |
| Ductile V-Groove      | 2500        | 04,09,57,12,63,B1,B5    | D1DV60JT##19YY | R1DV60JT##19YY            |                                       |                |                |
| Conductive Nylon      | 1400        |                         | D1CY60JI6219YY | R1CY60JI6219YY            |                                       |                |                |
| Conductive Ultraflex™ | 1200        |                         | D1CX60JL6419YY | R1CX60JL6419YY            |                                       |                |                |



| Wheel Diameter        | Tread Width | Wheel Type          | Load Cap.      | Available Bearing Options  | Replace + with desired wheel color    |                | +Color        |
|-----------------------|-------------|---------------------|----------------|----------------------------|---------------------------------------|----------------|---------------|
|                       |             |                     |                |                            | Replace ## with desired wheel bearing |                |               |
|                       |             |                     |                |                            | SWIVEL                                | RIGID          |               |
| 8"                    | 2 x 2"      | Yoke Only           |                |                            | D1ZZ80JZ8319YY                        | R1ZZ80JZ8319YY |               |
|                       |             | Neo-Energizer™      | 1200           | 04,09,64,57,12             | D1EN80JB##19YY                        | R1EN80JB##19YY |               |
|                       |             | Nomadic™            | 1400           | 04,09,48,60,57,12          | D1NM80J+##19YY                        | R1NM80J+##19YY | A,I           |
|                       |             | Rubber on Nylon     | 1200           | 04,09,48,60,57,12          | D1NR80JB##19YY                        | R1NR80JB##19YY |               |
|                       |             | Dura Cushion™       | 900            | 04,09,63,57,12             | D1BC80J+##19YY                        | R1BC80J+##19YY | X,Z           |
|                       |             | Eco-Rubber          | 900            | 53,P3                      | D1SN80UC##19YY                        | R1SN80UC##19YY |               |
|                       |             | Rubber on Aluminum  | 1200           | 04,09,48,60,57,12          | D1RA80JB##19YY                        | R1RA80JB##19YY |               |
|                       |             | Mold-On Rubber      | 1200           | 04,09,48,60,57,12          | D1RS80JB##19YY                        | R1RS80JB##19YY |               |
|                       |             | Supreme Rubber      | 1620           | 04,09,63,57,12             | D1RH80JS##19YY                        | R1RH80JS##19YY |               |
|                       |             | Blue Ergo™          | 1200           |                            | D1BL80JL6319YY                        | R1BL80JL6319YY |               |
|                       |             | Thermo-Pro™         | 1200           | 04,09,60,63,48,57,12       | D1TP80J+##19YY                        | R1TP80J+##19YY | A,I,T,X,Y,Z   |
|                       |             | Polyolefin          | 1800           | 04,09,60,53,P3,48,57,90,12 | D1PO80J+##19YY                        | R1PO80J+##19YY | B,E           |
|                       |             | Nylon               | 2200           | 04,09,63,57,12             | D1NY80JE##19YY                        | R1NY80JE##19YY |               |
|                       |             | Ironman             | 2500           | 65,73                      | D1NX80JB##19YY                        | R1NX80JB##19YY |               |
|                       |             | RokHard™            | 2200           | 04,09,48,60,57,12          | D1HI80JB##19YY                        | R1HI80JB##19YY |               |
|                       |             | BrimStone™          | 2400           | 04,09,60,90                | D1GN80J+##19YY                        | R1GN80J+##19YY | B,Q           |
|                       |             | Epoxy               | 2400           | 04,09                      | D1OV80JQ##19YY                        | R1OV80JQ##19YY |               |
|                       |             | MaxRok™             | 2500           | 04,09,49,57,12             | D1MA80JB##19YY                        | R1MA80JB##19YY |               |
|                       |             | Phenolic            | 2500           | 04,09,48,60,57,12          | D1PH80JB##19YY                        | R1PH80JB##19YY |               |
|                       |             | High-Temp Phenolic  | 2200           | 04,09,90                   | D1HT80JQ##19YY                        | R1HT80JQ##19YY |               |
|                       |             | Poly MaxRok™        | 2500           | 04,09,48,60,57,12          | D1MU80J+##19YY                        | R1MU80J+##19YY | G,K           |
|                       |             | Polyon AL™          | 2500           | 04,09,48,60,57,12          | D1PA80J+##19YY                        | R1PA80J+##19YY | N,R           |
|                       |             | DW-Black            | 1500           |                            | D1DW80JLT319YY                        | R1DW80JLT319YY |               |
|                       |             | DW-Red              | 2200           |                            | D1DW80JRT319YY                        | R1DW80JRT319YY |               |
|                       |             | DW-Blue             | 2500           |                            | D1DW80JBT319YY                        | R1DW80JBT319YY |               |
|                       |             | DW-Gray             | 2500           |                            | D1DW80JGT319YY                        | R1DW80JGT319YY |               |
|                       |             | Crown DW-Red        | 2200           |                            | D1DW80XRT319YY                        | R1DW80XRT319YY |               |
|                       |             | Crown DW-Blue       | 2500           |                            | D1DW80XBT319YY                        | R1DW80XBT319YY |               |
|                       |             | Poly-Pro™           | 1620           | 04,09,48,60,63,57,12       | D1PP80J+##19YY                        | R1PP80J+##19YY | C,D,I,K,M,U,W |
|                       |             |                     | 2000           |                            | D1PP80JP4919YY                        | R1PP80JP4919YY |               |
|                       |             |                     | 2000           |                            | D1PP80JH6319YY                        | R1PP80JH6319YY |               |
|                       |             | Polymadic™          | 2000           | 04,09,48,60,63,57,12       | D1PM80J+##19YY                        | R1PM80J+##19YY | I,M           |
|                       |             | Polyon™             | 2500           |                            | D1PU80JV6319YY                        | R1PU80JV6319YY |               |
|                       |             |                     |                | 04,09,48,60,57,12          | D1PU80J+##19YY                        | R1PU80J+##19YY | G,V           |
|                       |             | EnergySaver Polyon™ | 2500           | 04,09,48,60,57,12          | D1SW80JU##19YY                        | R1SW80JU##19YY |               |
|                       |             | PolyFlexon™ Cast    | 2000           |                            | D1RP80JK6319YY                        | R1RP80JK6319YY |               |
|                       |             | PolyFlexon™         | 2400           |                            | D1UA80J+6419YY                        | R1UA80J+6419YY | N,O           |
|                       |             | D-Polyon            | 2400           |                            | D1UD80JL6419YY                        | R1UD80JL6419YY |               |
|                       |             | Ultraflex™          | 2400           |                            | D1UX80JO6419YY                        | R1UX80JO6419YY |               |
|                       |             | Champion            | 2500           |                            | D1CP80JN6419YY                        | R1CP80JN6419YY |               |
|                       |             | DuraLastomer™       | 3000           | 09,48,60,57,12             | D1SU80JL##19YY                        | R1SU80JL##19YY |               |
|                       |             | Super Elastomer     | 3000           |                            | D1SX80JI6419YY                        | R1SX80JI6419YY |               |
|                       |             | ErgoLastomer™       | 4000           | 04,09,64,57,12             | D1HU80JI##19YY                        | R1HU80JI##19YY |               |
|                       |             | Titan™ polymer      | 4000           |                            | D1PX80JO6319YY                        | R1PX80JO6319YY |               |
|                       |             | Conquer™            | 2500           |                            | D1CQ80JR6419YY                        | R1CQ80JR6419YY |               |
| 2500                  |             |                     | D1CQ80JL6419YY | R1CQ80JL6419YY             |                                       |                |               |
| Semi-Steel            | 2800        | 04,09,48,60,57,12   | D1SS80JS##19YY | R1SS80JS##19YY             |                                       |                |               |
| Heavy Duty Iron       | 3200        | 04,09,48,60,57,12   | D1HS80JS##19YY | R1HS80JS##19YY             | S=Flat Tread;<br>X=Crown Tread        |                |               |
|                       |             | 04,09,48,60,57,12   | D1HS80JX##19YY | R1HS80JX##19YY             |                                       |                |               |
| Ductile               | 4000        | 04,09,48,60,B1,B5   | D1DS80JR##19YY | R1DS80JR##19YY             |                                       |                |               |
| EnergySaver Ductile™  | 4000        | 04,09,48,60,B1,B5   | D1CD80JR##19YY | R1CD80JR##19YY             |                                       |                |               |
| Forged Steel          | 6000        | 04,09,63,B1,B5      | D1FS80JS##19YY | R1FS80JS##19YY             |                                       |                |               |
|                       |             |                     | D1FS80JX4P19YY | R1FS80JX4P19YY             |                                       |                |               |
| Conductive Nylon      | 1540        |                     | D1CY80JI6219YY | R1CY80JI6219YY             |                                       |                |               |
| Conductive Ultraflex™ | 1400        |                     | D1CX80JL6419YY | R1CX80JL6419YY             |                                       |                |               |

\*The Ever-Roll is not designed to sit with load.



## D2/R2 Dual Wheel Kingpinless Series - up to 7,000LB

- ASTM1045 drop forged swivel head, 5/16" thick, 3" diameter precisely machined and hardened raceway, loaded with 1/2" dia. hardened ball bearings
- 3/4" CAN machined grade 8 axle with lock nuts
- Legs are double welded 3/8" thick steel
- Grease fitting on raceway and axle
- Zinc plated finish



D2NX80LB5P25YY



D2PX80LO5P25YY-000004



D2/R2 SERIES • CAPACITY 7000

| Fastening Pattern                |                 |                                    |                    |
|----------------------------------|-----------------|------------------------------------|--------------------|
| Plate Code                       | Overall Size    | Bolt Hole Pattern                  | Mounting Bolt size |
| 25                               | 5-1/4" x 7-1/4" | 3-3/8" x 5-1/4" to 4-1/8" x 6-1/8" | 1/2"               |
| Overall Height and Swivel Radius |                 |                                    |                    |
| Wheel Diameter                   | Overall Height  | Denotation Code                    | Swivel Radius      |
| 5"                               | 7-9/16"         | 50                                 | 5-5/8"             |
| 6"                               | 8-1/16"         | 60                                 | 6-1/8"             |
| 8"                               | 10-1/2"         | 80                                 | 7-5/8"             |
| 10"                              | 12-1/2"         | 10                                 | 9-1/4"             |
| 12"                              | 15-1/2"         | 12                                 | 11-1/8"            |
| 16"                              | 18-1/2"         | 16                                 | 10-7/8"            |



D2/R2 SERIES • CAPACITY 7000

| Wheel Dia            | Tread Width | Wheel Type           | Load Capacity  | Swivel caster part number shown below; to order Rigid casters change part number prefix D2 to R2 |                     |                 | +Color |  |
|----------------------|-------------|----------------------|----------------|--|---------------------|-----------------|--------|--|
|                      |             |                      |                | Roller Bearings 24   | Sealed Precision BB | Tapered Bearing |        |  |
|                      |             |                      |                | Add options by replacing YY in part number with option designators                               |                     |                 |        |  |
| 5"                   | 2 x 2-1/2"  | Ductile Steel        | 4000           | D2DS50QR2425YY   | D2DS50QR6925YY      |                 |        |  |
|                      | 2 x 3"      | Polyon™              | 2800           | D2PU50LG2425YY   | D2PU50LG6925YY      |                 |        |  |
| 6"                   | Yoke only   |                      |                | D2ZZ60LZ8825YY   |                     |                 |        |  |
|                      | 2 x 2-1/2"  | Mold-On Rubber       | 1400           | D2RS60QB2425YY   | D2RS60QB6925YY      |                 |        |  |
|                      |             | Phenolic             | 3200           | D2PH60QB2425YY   | D2PH60QB6925YY      |                 |        |  |
|                      |             | Polyon™              | 3200           | D2PU60Q+2425YY   | D2PU60Q+6925YY      |                 | G,V    |  |
|                      |             | EnergySaver Polyon™  | 3400           | D2SW60QU2425YY   | D2SW60QU6925YY      | D2SW60QU7025YY  |        |  |
|                      |             | Semi-Steel           | 3600           | D2SS60QS2425YY   | D2SS60QS6925YY      |                 |        |  |
|                      |             | Ductile Steel        | 7000           | D2DS60QR2425YY   | D2DS60QR6925YY      | D2DS60QR7025YY  |        |  |
|                      |             | EnergySaver Ductile™ | 7000           | D2CD60QR2425YY   | D2CD60QR6925YY      | D2CD60QR7025YY  |        |  |
|                      | 2 x 3"      | Mold-On Rubber       | 1500           | D2RS60LB2425YY   | D2RS60LB6925YY      |                 |        |  |
|                      |             | Supreme Rubber™      | 1700           |  |                     | D2RH60LS7025YY  |        |  |
|                      |             | Phenolic             | 4000           | D2PH60LB2425YY   | D2PH60LB6925YY      |                 |        |  |
|                      |             | Polyon™              | 4000           | D2PU60L+2425YY   | D2PU60L+6925YY      |                 | G,V    |  |
|                      |             | EnergySaver Polyon™  | 4400           | D2SW60LU2425YY   | D2SW60LU6925YY      | D2SW60LU2425YY  |        |  |
|                      |             | UltraPoly™           | 6000           | D2EX60LG2425YY   | D2EX60LG5P25YY      | D2EX60LG7025YY  |        |  |
|                      |             | Titan Polymer™       | 7000           |  | D2PX60LO5P25YY      | D2PX60LO7925YY  |        |  |
|                      |             | Ironman              | 7000           |  | D2NX60LB5P25YY      |                 |        |  |
|                      |             | Semi-Steel           | 5000           | D2SS60LS2425YY   | D2SS60LS6925YY      |                 |        |  |
|                      |             | Ductile Steel        | 7000           | D2DS60LR2425YY   | D2DS60LR5P25YY      | D2DS60LR7025YY  |        |  |
|                      |             | EnergySaver Ductile™ | 7000           | D2CD60LR2425YY   | D2CD60LR5P25YY      | D2CD60LR7025YY  |        |  |
|                      | 4 x 1.5"    | Forged Steel         | 7000           | D2FS60LS2425YY   |                     | D2FS60LS7925YY  |        |  |
|                      |             | DW-Blue              | 7000           |  | D2DW60LBT425YY      |                 |        |  |
|                      |             | DW-Gray              | 7000           |  | D2DW60LGT425YY      |                 |        |  |
|                      |             | Crown DW-Blue        | 7000           |  | D2DW60YBT425YY      |                 |        |  |
|                      |             | Crown DW-Gray        | 7000           |  | D2DW60YGT425YY      |                 |        |  |
|                      | 8"          | Yoke only            |                |  | D2ZZ80LZ8825YY      |                 |        |  |
|                      |             | 2 x 2-1/2"           | Neo-Energizer  | 2800   | D2EN80KB2325YY      | D2EN80KB8925YY  |        |  |
|                      |             |                      | Mold-On Rubber | 1700   | D2RS80QB2425YY      | D2RS80QB6925YY  |        |  |
|                      |             |                      | Phenolic       | 4000   | D2PH80QB2425YY      | D2PH80QB6925YY  |        |  |
| Polyon™              |             |                      | 4000           | D2PU80Q+2425YY   | D2PU80Q+6925YY      |                 | G,V    |  |
| EnergySaver Polyon™  |             |                      | 4400           | D2SW80QU2425YY   | D2SW80QU6925YY      | D2SW80QU7025YY  |        |  |
| Semi-Steel           |             |                      | 3600           | D2SS80QS2425YY   | D2SS80QS6925YY      |                 |        |  |
| Ductile              |             |                      | 7000           | D2DS80QR2425YY   | D2DS80QR6925YY      | D2DS80QR7025YY  |        |  |
| EnergySaver Ductile™ |             | 7000                 | D2CD80QR2425YY | D2CD80QR5P25YY   | D2CD80QR7025YY      |                 |        |  |
| 2 x 3"               |             | Mold-On Rubber       | 1800           | D2RS80LB2425YY   | D2RS80LB6925YY      |                 |        |  |
|                      |             | Supreme Rubber™      | 2000           |  |                     | D2RH80LS7025YY  |        |  |
|                      |             | Phenolic             | 5000           | D2PH80LB2425YY   | D2PH80LB6925YY      |                 |        |  |
|                      |             | High-Temp Phenolic   | 3800           | D2HT80LQ2425YY   | D2HT80LQ6925YY      |                 |        |  |
|                      |             | Epoxy                | 3800           | D2OV80LQ2425YY   | D2OV80LQ6925YY      |                 |        |  |
|                      |             | Polyon™              | 5000           | D2PU80L+2425YY   | D2PU80LG5P25YY      |                 | G,V    |  |
|                      |             | EnergySaver Polyon™  | 5400           | D2SW80LU2425YY   | D2SW80LU5P25YY      | D2SW80LU7025YY  |        |  |
|                      |             | UltraPoly™           | 7000           | D2EX80LG2425YY   | D2EX80LG5P25YY      | D2EX80LG7025YY  |        |  |
|                      |             | ErgoLastomer™        | 6000           |  | D2HU80LI5P25YY      |                 |        |  |
|                      |             | Titan Polymer™       | 7000           |  | D2PX80LO5P25YY      | D2PX80LO7925YY  |        |  |
|                      |             | Ironman              | 7000           |  | D2NX80LB5P25YY      |                 |        |  |
|                      |             | Semi-Steel           | 5000           | D2SS80LS2425YY   | D2SS80LS6925YY      |                 |        |  |
|                      |             | Ductile              | 7000           | D2DS80LR2425YY   | D2DS80LR5P25YY      | D2DS80LR7025YY  |        |  |
|                      |             | EnergySaver Ductile™ | 7000           | D2CD80LR2425YY   | D2CD80LR6925YY      | D2CD80LR7025YY  |        |  |
|                      |             | Forged Steel         | 7000           | D2FS80LS2425YY   |                     | D2FS80LS7925YY  |        |  |
| 4 x 1.5"             |             | Crown Forged Steel   | 7000           |  | D2FS80LX5P25YY      | D2FS80LX7925YY  |        |  |
|                      |             | DW-Blue              | 7000           |  | D2DW80LBT425YY      |                 |        |  |
|                      |             | DW-Gray              | 7000           |  | D2DW80LGT425YY      |                 |        |  |
|                      |             | Crown DW-Blue        | 7000           |  | D2DW80YBT425YY      |                 |        |  |
|                      |             | Crown DW-Gray        | 7000           |  | D2DW80YGT425YY      |                 |        |  |



| Wheel Dia | Tread Width   | Wheel Type           | Load Capacity   | Swivel caster part number shown below; to order Rigid casters change part number prefix D2 to R2 |                     |                 | +Color         |
|-----------|---------------|----------------------|-----------------|--|---------------------|-----------------|----------------|
|           |               |                      |                 | Roller Bearings 24   | Sealed Precision BB | Tapered Bearing |                |
|           |               |                      |                 | Add options by replacing YY in part number with option designators                               |                     |                 |                |
| 10"       | 2 x 2-1/2"    | Yoke only            |                 | D2ZZ10LZ8825YY   |                     |                 | G,V            |
|           |               | Mold-On Rubber       | 2000            | D2RS10QB2425YY   | D2RS10QB6925YY      |                 |                |
|           |               | Phenolic             | 5000            | D2PH10QB2425YY   | D2PH10QB6925YY      |                 |                |
|           |               | Polyon™              | 4400            | D2PU10Q+2425YY   | D2PU10Q+6925YY      |                 |                |
|           |               | EnergySaver Polyon™  | 4800            | D2SW10QU2425YY   | D2SW10QU6925YY      | D2SW10QU7025YY  |                |
|           |               | Semi-Steel           | 4000            | D2SS10QS2425YY   | D2SS10QS6925YY      |                 |                |
|           | 2 x 3"        | Ductile              | 7000            | D2DS10QR2425YY   | D2DS10QR6925YY      |                 |                |
|           |               | Mold-On Rubber       | 2200            | D2RS10LB2425YY   | D2RS10LB6925YY      | D2RS10LB7025YY  |                |
|           |               |                      | Supreme Rubber™ | 2600   |                     |                 | D2RH10LS7025YY |
|           |               | Phenolic             | 5800            | D2PH10LB2425YY   | D2PH10LB6925YY      |                 |                |
|           |               | High-Temp Phenolic   | 4800            | D2HT10LQ2425YY   | D2HT10LQ6925YY      |                 |                |
|           |               | Epoxy                | 4800            | D2OV10LQ2425YY   | D2OV10LQ6925YY      |                 |                |
|           |               | Polyon™              | 6000            | D2PU10L+2425YY   | D2PU10LG5P25YY      |                 |                |
|           |               | EnergySaver Polyon™  | 6000            | D2SW10LU2425YY   | D2SW10LU6925YY      | D2SW10LU7025YY  |                |
|           |               | UltraPoly™           | 7000            | D2EX10LG2425YY   | D2EX10LG5P25YY      | D2EX10LG7025YY  |                |
|           |               | ErgoLastomer™        | 6400            |  | D2HU10LI5P25YY      |                 |                |
|           |               | Titan Polymer™       | 7000            |  | D2PX10LO5P25YY      | D2PX10LO7925YY  |                |
|           |               | Ironman              | 7000            |  | D2NX10LB5P25YY      |                 |                |
|           |               | Semi-Steel           | 5000            | D2SS10LS2425YY   | D2SS10LS6925YY      |                 |                |
|           |               | Ductile              | 7000            | D2DS10LR2425YY   | D2DS10LR5P25YY      | D2DS10LR7025YY  |                |
|           |               | EnergySaver Ductile™ | 7000            | D2CD10LR2425YY   | D2CD10LR6925YY      | D2CD10LR7025YY  |                |
|           |               | Forged Steel         | 7000            | D2FS10LS2425YY   |                     | D2FS10LS7925YY  |                |
|           |               | Crown Forged Steel   | 7000            |  | D2FS10LX5P25YY      | D2FS10LX7925YY  |                |
|           |               | 4 x 1.5"             | DW-BLUE         | 7000   |                     | D2DW10LBT425YY  |                |
|           | DW-GRAY       |                      | 7000            |  | D2DW10LGT425YY      |                 |                |
|           | Crown DW-Blue |                      | 7000            |  | D2DW10YBT425YY      |                 |                |
|           | Crown DW-Red  |                      | 5000            |  | D2DW10YRT425YY      |                 |                |
|           | Crown DW-Gray |                      | 7000            |  | D2DW10YGT425YY      |                 |                |
| 12"       | 2 x 2-1/2"    | Yoke only            |                 | D2ZZ12LZ8825YY   |                     |                 | G,V            |
|           |               | Mold-On Rubber       | 2400            | D2RS12QB2425YY   | D2RS12QB6925YY      |                 |                |
|           |               | Phenolic             | 6000            | D2PH12QB2425YY   | D2PH12QB6925YY      |                 |                |
|           |               | Polyon™              | 5000            | D2PU12QB2425YY   | D2PU12QB6925YY      |                 |                |
|           |               | EnergySaver Polyon™  | 5400            | D2SW12QU2425YY   | D2SW12QU6925YY      |                 |                |
|           | 2 x 3"        | Semi-Steel           | 4000            | D2SS12QS2425YY   | D2SS12QS6925YY      |                 |                |
|           |               | Mold-On Rubber       | 2600            | D2RS12LB2425YY   | D2RS12LB6925YY      |                 |                |
|           |               |                      | Supreme Rubber™ | 2800   |                     |                 | D2RH12LS7025YY |
|           |               | Epoxy                | 5200            | D2OV12LQ2425YY   | D2OV12LQ6925YY      |                 |                |
|           |               | Phenolic             | 7000            | D2PH12LB2425YY   | D2PH12LB6925YY      |                 |                |
|           |               | Polyon™              | 7000            | D2PU12L+2425YY   | D2PU12LG6525YY      |                 |                |
|           |               | EnergySaver Polyon™  | 7000            | D2SW12LU2425YY   | D2SW12LU6925YY      | D2SW12LU7025YY  |                |
|           |               | UltraPoly™           | 7000            | D2EX12LG2425YY   | D2EX12LG5P25YY      | D2EX12LG7025YY  |                |
|           |               | Titan Polymer™       | 7000            |  | D2PX12LO5P25YY      | D2PX12LO7925YY  |                |
|           |               | Ironman              | 7000            |  | D2NX12LB5P25YY      |                 |                |
|           |               | Semi-Steel           | 5000            | D2SS12LS2425YY   | D2SS12LS6925YY      |                 |                |
|           |               | Ductile              | 7000            | D2DS12LR2425YY   | D2DS12LR5P25YY      | D2DS12LR7025YY  |                |
|           |               | EnergySaver Ductile™ | 7000            | D2CD12LR2425YY   | D2CD12LR6925YY      | D2CD12LR7025YY  |                |
|           |               | Forged Steel         | 7000            |  |                     | D2FS12LS7925YY  |                |
|           |               | 4 x 1.5"             | DW-BLUE         | 7000   |                     | D2DW12LBT425YY  |                |
|           |               |                      | Crown DW-Red    | 5400   |                     | D2DW12YRT425YY  |                |



# D3/R3 Dual Wheel Kingpinless Series - Up to 20,000LB

- ASTM1045 steel, drop forged 1/2" thick swivel head, 4-1/2" diameter precisely machined raceway of 5/8" diameter hardened steel ball bearings
- 3/4" CNC machined grade 8 axle bolt & lock nut for all sizes except 12" with 1" CNC machined grade 8 axle
- Legs are formed from 3/8" thick steel, double welded
- Grease fitting on raceway and axle
- Zinc plated



D3NX10LB5P30YY

D3PX10LO5P30YY-000004



D3/R3 SERIES • CAPACITY 20000

| Fastening Pattern                |                 |                                |                    |
|----------------------------------|-----------------|--------------------------------|--------------------|
| Plate Code                       | Overall Size    | Bolt Hole Pattern              | Mounting Bolt Size |
| 30                               | 6-1/4" x 7-1/2" | 4-1/2" x 6" to 4-1/8" x 6-1/8" | 1/2" to 9/16"      |
| Overall Height and Swivel Radius |                 |                                |                    |
| Wheel Diameter                   | Overall Height  | Denotation Code                | Swivel Radius      |
| 6"                               | 8-27/32"        | 60                             | 6-1/16"            |
| 8"                               | 10-7/8"         | 80                             | 7-1/2"             |
| 10"                              | 12-13/16"       | 10                             | 9"                 |
| 12"                              | 15-1/2"         | 12                             | 11"                |
| 16"                              | 19-1/2"         | 16                             | 10-7/8"            |





D3/R3 SERIES • CAPACITY 20000

| Wheel Dia.    | Tread Width          | Wheel Type          | Swivel caster part numbers shown below:             |                    |                          |                    |                        |                    | +Color |
|---------------|----------------------|---------------------|---|--------------------|--------------------------|--------------------|------------------------|--------------------|--------|
|               |                      |                     | To order Rigid casters change part# prefix D3 to R3 |                    |                          |                    |                        |                    |        |
|               |                      |                     | Roller Bearings<br>26,27,33                         | Weight<br>Capacity | Tapered Bearing<br>71,74 | Weight<br>Capacity | Sealed Precision<br>BB | Weight<br>Capacity |        |
| 6"            | 2 x 3"               | Yoke only           | D3ZZ60LZ7130YY                                      |                    |                          |                    |                        |                    |        |
|               |                      | Mold-On Rubber      | D3RS60LB2630YY                                      | 1500               |                          |                    | D3RS60LB6930YY         | 1500               |        |
|               |                      | Phenolic            | D3PH60LB2630YY                                      | 4000               |                          |                    | D3PH60LB6930YY         | 4000               |        |
|               |                      | Polyon™             | D3PU60L+2630YY                                      | 4000               |                          |                    | D3PU60L+6930YY         | 4000               | G,V    |
|               |                      | EnergySaver Polyon™ | D3SW60LU2630YY                                      | 4400               | D3SW60LU7130YY           | 4400               |                        |                    |        |
|               |                      | UltraPoly™          | D3EX60LG2630YY                                      | 6000               | D3EX60LG7130YY           | 6000               | D3EX60LG7P30YY         | 6000               |        |
|               |                      | MegaPU™             |   |                    | D3PX60LO7130YY           | 8000               |                        |                    |        |
|               |                      | Ironman             |   |                    |                          |                    | D3NX60LB69P30YY        | 14400              |        |
|               |                      | Semi-Steel          | D3SS60LS2630YY                                      | 5000               |                          |                    | D3SS60LS6930YY         | 5000               |        |
|               |                      | Ductile             | D3DS60LR2630YY                                      | 12000              | D3DS60LR7130YY           | 20000              | D3DS60LR6930YY         | 6000               |        |
|               | EnergySaver Ductile™ | D3CD60LR2630YY      | 12000   | D3CD60LR7130YY     | 20000                    | D3CD60LR6930YY     | 6000                   |                    |        |
|               | Forged Steel         | D3FS60LS2730YY      | 16000   | D3FS60LS7130YY     | 20000                    | D3FS60LS7P30YY     | 20000                  |                    |        |
|               | Crown Forged Steel   |                     |   | D3FS60LX7130YY     | 20000                    |                    |                        |                    |        |
|               | 4 x 1.5"             | DW-Blue             |   |                    |                          | D3DW60LBT530YY     | 7000                   |                    |        |
|               | DW-Gray              |                     |   |                    |                          | D3DW60LGT530YY     | 7800                   |                    |        |
| Crown DW-Gray |                      |                     |   |                    | D3DW60YGT530YY           | 7800               |                        |                    |        |
| 8"            | 2 x 3"               | Yoke only           | D3ZZ80LZ7130YY                                      |                    |                          |                    |                        |                    |        |
|               |                      | Mold-On Rubber      | D3RS80LB2630YY                                      | 1800               |                          |                    | D3RS80LB6930YY         | 1800               |        |
|               |                      | Supreme Rubber      | D3RH80LS2630YY                                      | 2000               |                          |                    | D3RH80LS6930YY         | 2000               |        |
|               |                      | Phenolic            | D3PH80LB2630YY                                      | 5000               |                          |                    | D3PH80LB6930YY         | 5000               |        |
|               |                      | High-Temp Phenolic  | D3HT80LQ2630YY                                      | 3800               |                          |                    | D3HT80LQ6930YY         | 3800               |        |
|               |                      | Polyon™             | D3PU80L+2630YY                                      | 5000               |                          |                    | D3PU80L+6930YY         | 5000               | G,V    |
|               |                      | EnergySaver Polyon™ | D3SW80LU2630YY                                      | 5400               | D3SW80LU7130YY           | 5400               | D3SW80LU6930YY         | 5400               |        |
|               |                      | UltraPoly™          | D3EX80LG2630YY                                      | 7000               | D3EX80LG7130YY           | 7000               | D3EX80LG7P30YY         | 7000               |        |
|               |                      | MegaPU™             |   |                    | D3PX80LO7130YY           | 11000              | D3PX80LO7P30YY         | 11000              |        |
|               |                      | Ironman             |   |                    | D3NX80LB7130YY           | 14200              | D3NX80LB7P30YY         | 14400              |        |
|               | Semi-Steel           | D3SS80LS2630YY      | 5000  |                    |                          | D3XX80LS6930YY     | 5000                   |                    |        |
|               | Ductile              | D3DS80LR2630YY      | 12000   | D3DS80LR7130YY     | 20000                    | D3DS80LR7P30YY     | 12000                  |                    |        |
|               | EnergySaver Ductile™ | D3CD80LR2630YY      | 12000   | D3CD80LR7130YY     | 20000                    | D3CD80LR6930YY     | 6000                   |                    |        |
|               | Forged Steel         | D3FS80LS2730YY      | 16000   | D3FS80LS7130YY     | 20000                    |                    |                        |                    |        |
|               | Crown Forged Steel   |                     |   | D3FS80LX7130YY     | 20000                    |                    |                        |                    |        |
| 4 x 1.5"      | DW-Blue              |                     |   |                    | D3DW80LBT530YY           | 8000               |                        |                    |        |
| DW-Gray       |                      |                     |   |                    | D3DW80LGT530YY           | 9000               |                        |                    |        |
| Crown DW-Gray |                      |                     |   |                    | D3DW80YGT530YY           | 9000               |                        |                    |        |
| 10"           | 2 x 3"               | Yoke only           | D3ZZ10LZ7130YY                                      |                    |                          |                    |                        |                    |        |
|               |                      | Mold-On Rubber      | D3RS10LB2630YY                                      | 2200               |                          |                    | D3RS10LB6930YY         | 2200               |        |
|               |                      | Supreme Rubber      | D3RH10LS2630YY                                      | 2600               | D3RH10LS7130YY           | 2600               | D3RH10LS6930YY         | 2600               |        |
|               |                      | Phenolic            | D3PH10LB2630YY                                      | 5800               |                          |                    | D3PH10LB6930YY         | 5800               |        |
|               |                      | High-Temp Phenolic  | D3HT10LQ2630YY                                      | 4800               |                          |                    | D3HT10LQ6930YY         | 4800               |        |
|               |                      | Polyon™             | D3PU10L+2630YY                                      | 6000               |                          |                    | D3PU10L+6930YY         | 6000               | G,V    |
|               |                      | EnergySaver Polyon™ | D3SW10LU2630YY                                      | 6000               | D3SW10LU7130YY           | 6000               | D3SW10LU6930YY         | 6000               |        |
|               |                      | UltraPoly™          | D3EX10LG2630YY                                      | 8000               | D3EX10LG7130YY           | 8000               | D3EX10LG7P30YY         | 8000               |        |
|               |                      | MegaPU™             |   |                    | D3PX10LO7130YY           | 12000              | D3PX10LO7P30YY         | 12000              |        |
|               |                      | Ironman             |   |                    |                          |                    | D3NX10LB69P30YY        | 14400              |        |
|               | Semi-Steel           | D3SS10LS2630YY      | 5000  |                    |                          |                    |                        |                    |        |
|               | Ductile              | D3DS10LR2630YY      | 14000   | D3DS10LR7130YY     | 20000                    | D3DS10LR6930YY     | 6000                   |                    |        |
|               | EnergySaver Ductile™ | D3CD10LR2630YY      | 14000   | D3CD10LR7130YY     | 20000                    | D3CD10LR6930YY     | 6000                   |                    |        |
|               | Forged Steel         |                     |   | D3FS10LS7130YY     | 20000                    |                    |                        |                    |        |
|               | Crown Forged Steel   |                     |   | D3FS10LX7130YY     | 20000                    |                    |                        |                    |        |
| 4 x 1.5"      | DW-BLUE              |                     |   |                    | D3DW10LBT530YY           | 9200               |                        |                    |        |
| DW-GRAY       |                      |                     |   |                    | D3DW10LGT530YY           | 10400              |                        |                    |        |
| Crown DW-Red  |                      |                     |   |                    | D3DW10YRT530YY           | 5000               |                        |                    |        |
| 12"           | 2 x 3"               | Yoke only           | D3ZZ12LZ7130YY                                      |                    |                          |                    |                        |                    |        |
|               |                      | Mold-On Rubber      | D3RS12LB2630YY                                      | 2600               |                          |                    | D3RS12LBB730YY         | 2600               |        |
|               |                      | Supreme Rubber      | D3RH12LS2630YY                                      | 2800               | D3RH12LS7130YY           | 2800               | D3RH12LSB730YY         | 2800               |        |
|               |                      | Phenolic            | D3PH12LB2630YY                                      | 7000               |                          |                    | D3PH12LBB730YY         | 6000               |        |
|               |                      | Polyon™             | D3PU12L+2630YY                                      | 7000               |                          |                    | D3PU12L+B730YY         | 6000               | G,V    |
|               |                      | EnergySaver Polyon™ | D3SW12LU2630YY                                      | 7000               | D3SW12LU7130YY           | 7000               | D3SW12LUB730YY         | 6000               |        |
|               |                      | UltraPoly™          | D3EX12LG2630YY                                      | 10000              | D3EX12LG7130YY           | 10000              | D3EX12LG7P30YY         | 10000              |        |
|               |                      | MegaPU™             |   |                    | D3PX12LO7130YY           | 13000              | D3PX12LO7P30YY         | 13000              |        |
|               |                      | Ironman             |   |                    |                          |                    | D3NX12LB7P30YY         | 14400              |        |
|               |                      | Semi-Steel          | D3SS12LS2630YY                                      | 5000               |                          |                    | D3SS12LSB730YY         | 5000               |        |
|               | Ductile              | D3DS12LR2630YY      | 12000   | D3DS12LR7130YY     | 20000                    | D3DS12LRB730YY     | 6000                   |                    |        |
|               | EnergySaver Ductile™ | D3CD12LR2630YY      | 12000   | D3CD12LR7130YY     | 20000                    | D3CD12LUB730YY     | 6000                   |                    |        |
|               | Forged Steel         |                     |   | D3FS12LS7130YY     | 20000                    |                    |                        |                    |        |
|               | 2 x 1.5"             | Crown DW - Red      |   |                    |                          | D3DW12YRT530YY     | 6000                   |                    |        |



# D4/R4 Extreme Duty Kingpinless Series – Up to 40,000lbs

- ASTM1045 steel, drop forged 5/8" thick swivel head, 7" diameter precisely machined raceway of 3/4" diameter hardened steel ball bearings
- Legs are formed from 1/2" thick steel, double welded
- 1-1/4" Grade 8 machined axle bolt for 4" wide wheels
- Grease fitting on raceway and axle
- Zinc plated



D4PX10N08P45YY

D4FS10NX7445YY



D4/R4 SERIES • CAPACITY 40000

| Fastening Pattern                |                 |                   |                    |
|----------------------------------|-----------------|-------------------|--------------------|
| Plate Code                       | Overall Size    | Bolt Hole Pattern | Mounting Bolt Size |
| 45                               | 8-1/2" x 8-1/2" | 7" x 7"           | 5/8"               |
| Overall Height and Swivel Radius |                 |                   |                    |
| Wheel Diameter                   | Overall Height  | Denotation Code   | Swivel Radius      |
| 8"                               | 11"             | 80                | 6"                 |
| 10"                              | 13"             | 10                | 7-1/2"             |
| 12"                              | 15-1/2"         | 12                | 9"                 |
| 16"                              | 19-1/4"         | 16                | 10-7/8"            |



D4/R4 SERIES • CAPACITY 40000

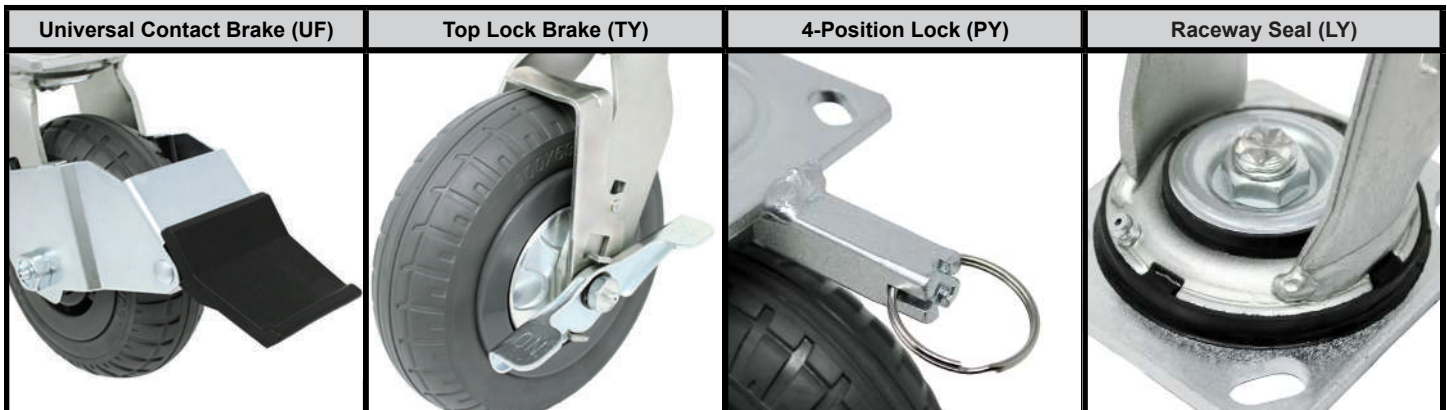
| Wheel Diameter | Tread Width | Wheel Type         | Swivel caster part numbers shown below:             |                    |                       |                    |                        |                    | +Color |
|----------------|-------------|--------------------|---|--------------------|-----------------------|--------------------|------------------------|--------------------|--------|
|                |             |                    | To order Rigid casters change part# prefix D4 to R4 |                    |                       |                    |                        |                    |        |
|                |             |                    | Roller Bearings<br>33                               | Weight<br>Capacity | Tapered Bearing<br>74 | Weight<br>Capacity | Sealed Precision<br>BB | Weight<br>Capacity |        |
| 8"             | 4"          | Yoke only          | D4ZZ80NZ7445YY                                      |                    |                       |                    |                        |                    |        |
|                |             | UltraPoly™         | D4EX80NG3345YY                                      | 8000               | D4EX80NG7445YY        | 8000               |                        |                    |        |
|                |             | MegaPU™            |   |                    | D4PX80NO7445YY        | 13000              | D4PX80NO8P45YY         | 13000              |        |
|                |             | Ironman            |   |                    |                       |                    | D4NX80NB8P45YY         | 16000              |        |
|                |             | Ductile            | D4DS80NR3345YY                                      | 20000              | D4DS80NR7445YY        | 34000              | D4DS80NR8P45YY         | 20000              |        |
|                |             | Forged Steel       |   |                    | D4FS80NS7445YY        | 36000              |                        |                    |        |
|                | 2 x 2"      | DW-Blue            |   |                    |                       |                    | D4DW80NBT645YY         | 8000               |        |
|                |             | DW-Gray            |   |                    |                       |                    | D4DW80NGT645YY         | 9000               |        |
|                |             | Crown DW-blue      |   |                    |                       |                    | D4DW80ZBT645YY         | 8000               |        |
| 10"            | 4"          | Yoke only          | D4ZZ10NZ7445YY                                      |                    |                       |                    |                        |                    |        |
|                |             | Mold-On Rubber     | D4RS10NB3345YY                                      | 2800               |                       |                    |                        |                    |        |
|                |             | UltraPoly™         | D4EX10NG3345YY                                      | 11000              | D4EX10NG7445YY        | 11000              |                        |                    |        |
|                |             | MegaPU™            |   |                    | D4PX10NO7445YY        | 14000              | D4PX10NO8P45YY         | 14000              |        |
|                |             | DW-Gray            |   |                    |                       |                    | D4DW10NGT645YY         | 1000               |        |
|                |             | Ironman            |   |                    |                       |                    | D4NX10NB8P45YY         | 16000              |        |
|                |             | Ductile            | D4DS10NR3345YY                                      | 20000              | D4DS10NR7445YY        | 34000              | D4DS10NR8P45YY         | 20000              |        |
|                |             | Forged Steel       |   |                    | D4FS10NS7445YY        | 40000              | D4FS10NS8P45YY         | 40000              |        |
|                |             | Crown Forged Steel |   |                    |                       |                    | D4FS10NX8P45YY         | 40000              |        |
|                | 2 X 2"      | DW-Blue            |   |                    |                       |                    | D4DW10NBT645YY         | 9000               |        |
| 12"            | 3-1/2"      | Yoke only          | D4ZZ12NZ7445YY                                      |                    |                       |                    |                        |                    |        |
|                |             | Supreme Rubber     | D4RH12MS3345YY                                      | 3000               |                       |                    | 65RH12MS8P45YY         | 13000              |        |
|                |             | High-Temp Phenolic | D4HT12MB3345YY                                      | 6000               |                       |                    |                        |                    |        |
|                |             | Phenolic           | D4PH12MB3345YY                                      | 8000               |                       |                    |                        |                    |        |
|                | 4"          | Mold-On Rubber     | D4RS12NB3345YY                                      | 3000               |                       |                    |                        |                    |        |
|                |             | UltraPoly™         | D4EX12NG3345YY                                      | 13000              | D4EX12NG7445YY        | 13000              | D4EX12NG8P45YY         | 13000              |        |
|                |             | MegaPU™            |   |                    | D4PX12NO7445YY        | 16000              | D4PX12NO8P45YY         | 16000              |        |
|                |             | Ironman            |   |                    |                       |                    | D4NX12NB8P45YY         | 16000              |        |
|                |             | Phenolic           | D4PH12NB3345YY                                      | 13000              |                       |                    |                        |                    |        |
|                |             | Ductile            | D4DS12NR3345YY                                      | 22000              | D4DS12NR7445YY        | 34000              |                        |                    |        |
| Forged Steel   |             |                    | D4FS12NX7445YY                                      | 40000              |                       |                    |                        |                    |        |



# SUPER SERIES Medium Duty Cushion Caster - Up to 500LB

- Traction tread design provide the benefits of a pneumatic tire without worry of flat tire
- Shore A 70 rubber tire, non-Marking and no flat spots
- Decorative wheel caps are standard on 8" and 10"
- Zinc plated and Golden finish are available
- Impact resistance enhanced nylon core
- Maintenance free precision bearings

SUPER SERIES • CAPACITY 500



| Wheel Diameter | Tread Width | Hub Length | Load Capacity | Wheel Part Number | Color Options        | Bearing Type           | SWIVEL         | RIGID          |
|----------------|-------------|------------|---------------|-------------------|----------------------|------------------------|----------------|----------------|
| 6"             | 2"          | 2-13/32"   | 500           | SP60J+62          | Gray (I)<br>Brown(M) | Precision Ball Bearing | 27SP60J+6217YY | 28SP60J+6217YY |
| 8"             | 2.5"        | 3-1/4"*    | 550           | SP80K+63          |                      | Precision Ball Bearing | 67SP80K+6217YY | 68SP80K+6217YY |
| 10"            | 2.5"        | 3-1/2"*    | 600           | SP10K+63          |                      | Precision Ball Bearing | 67SP10K+6217YY | 68SP10K+6217YY |

\* Includes spacer and decorative cap

| Overall Height and Swivel Radius |                 |                 |                         |
|----------------------------------|-----------------|-----------------|-------------------------|
| Wheel Diameter                   | Overall Height  | Denotation Code | 27 Series Swivel Radius |
| 6"                               | 7-1/2" Standard | 60              | 4-9/16"                 |
|                                  | 7-1/4" Optional | 61              | 4-1/2"                  |
| 8"                               | 9-3/4"          | 80              | 6-1/2"                  |
| 10"                              | 12-3/16"        | 10              | 7-1/4"                  |



# 67/68 Pneumatic, Ever-Roll™ & Eco-Rubber™ Caster

- Dual raceway with enforced legs for maximum strength
- Feature different cushion wheels for different applications

(Please refer to wheel sections for their special characters)

67FP10D4CP317-0T0000

67SN10UCP317YY

67ER80CL5317YY

67ER80CT5317YY

67ER80BCP317YY



## Top Plate Specifications

| Plate Code  |                | Overall Size       |                              | Bolt Hole Pattern                             |                              | Mounting Bolt Size |                         |                |                |               |        |
|-------------|----------------|--------------------|------------------------------|---|------------------------------|--------------------|-------------------------|----------------|----------------|---------------|--------|
| 17          |                | 4"x 4-1/2"         |                              | 2-5/8" x 3-5/8" slotted to 3" x 3"            |                              | 3/8"               |                         |                |                |               |        |
| 19          |                | 4-1/2" x 6-1/4"    |                              | 2-7/16" x 4-15/16" slotted to 3-3/8" x 5-1/4" |                              |                    |                         |                |                |               |        |
| Wheel Dia.  | Tread Width    | Wheel Type         | Swivel Caster Part #'s       |   | Rigid Caster Part #'s        |                    | Tire Color & Rim Finish | Load Cap       | Overall Height | Swivel Radius |        |
|             |                |                    | Replace ** w/ fastening code |   | Replace ** w/ fastening code |                    |                         |                |                |               |        |
|             |                |                    | Roller Bearing               | Ball Bearing                                  | Roller Bearing               | Ball Bearing       |                         |                |                |               |        |
| 6"          | 2"             | Yoke only          | 27ZZ60JZ8317YY               |   | 28ZZ60JZ8317YY               |                    |                         |                | 7-1/2"         | 4-9/16"       |        |
|             |                | Pneumatic-4PLY     |                              | 67FP60JB6017YY                                |                              | 68FP60JB6017YY     | Black on Zinc           | 150            |                |               |        |
|             |                | Eco-Rubber         |                              | 67SN60JBP317YY                                |                              | 68SN60JBP317YY     | Black on Gray           | 350            |                |               |        |
|             |                | Foam Filled        |                              | 67FF60JB6017YY                                |                              | 68FF60JB6017YY     | Black on Zinc           | 200            |                |               |        |
|             |                | Ever-Roll™         |                              | 67ER60JBP317YY                                |                              | 68ER60JBP317YY     | Black on Zinc           | 200            |                |               |        |
| 7"          | 2"             | Eco-Rubber         |                              | 67SN67JBP317YY                                |                              | 68SN67JBP317YY     | Black on Gray           | 350            | 8"             | 5"            |        |
| 8"          |                | Yoke only          | 27ZZ80JZ8317YY               |   | 28ZZ80JZ8317YY               |                    |                         |                | 9-3/4"         | 6-1/2"        |        |
|             | 2-1/2"         | Eco-Rubber         |                              | 67SN80UCP317YY                                |                              | 68SN80UCP317YY     | Black on Gray           | 450            |                |               |        |
|             |                | Yoke, axle and nut | 67ZZ284083**YZ               |   | 68ZZ284083**YZ               |                    |                         |                |                |               |        |
|             | 2-3/4"         | Ever-Roll™         |                              | 67ER80BCP3**YY                                |                              | 68ER80BCP3**YY     | Black on Zinc           |                |                |               |        |
|             | Pneumatic-4PLY |                    | 67FP8A4C38**YY               | 67FP8A4CP3**YY                                | 68FP8A4C38**YY               | 68FP8A4CP3**YY     | Gray on Brass           | 250            |                |               |        |
|             |                |                    | 67FP8A4R53**YY               |   | 68FP8A4R53**YY               | 68FP8A4Y53**YY     | Gray on Zinc            |                |                |               |        |
|             |                |                    | 67FP8A4Y53**YY               |   | 68FP8A4Y53**YY               |                    | Gray on Zinc            |                |                |               |        |
|             | Foam Filled    |                    | 67FF8A4C38**YY               | 67FF8A4CP3**YY                                | 68FF8A4C38**YY               | 68FF8A4CP3**YY     | Black on Zinc           | 250            |                |               |        |
|             |                |                    | 67FF8A4R38**YY               | 67FF8A4R53**YY                                | 68FF8A4R38**YY               | 68FF8A4R53**YY     | Gray on Brass           |                |                |               |        |
|             |                |                    | 67FF8A4Y38**YY               | 67FF8A4Y53**YY                                | 68FF8A4Y38**YY               | 68FF8A4Y53**YY     | Gray on Zinc            |                |                |               |        |
| 10"         |                | Yoke, axle and nut | 67ZZ1AKZ8317YZ               |   | 68ZZ1AKZ8317YZ               |                    |                         |                | 12-3/16"       | 7-13/16"      |        |
|             | 2-3/4"         | Eco-Rubber         |                              | 67SN10UCP3**YY                                |                              | 68SN10UCP3**YY     | Black on Gray           | 650            |                |               |        |
|             | 3"             | Ever-Roll™         |                              | 67ER10BCP3**YY                                |                              | 68ER10BCP3**YY     | Black on Zinc           | 280            |                |               |        |
|             | 3-1/2"         | Yoke, axle and nut | 67ZZ354083**YY               |   | 68ZZ35408317YY               |                    |                         |                |                | 350           | 7-3/8" |
|             |                | Pneumatic-4PLY     |                              | 67FP0D4C40**YY                                | 67FP10D4CP3**YY              | 68FP0D4C40**YY     | 68FP0D4CP3**YY          | Black on Zinc  |                |               |        |
|             |                |                    |                              |   | 67FP10D4Y53**YY              |                    | 68FP0D4Y53**YY          | Black on Brass |                |               |        |
|             |                | Foam Filled        |                              | 67FF0D4C40**YY                                | 67FF10D4CP3**YY              | 68FF0D4C40**YY     | 68FF0D4CP3**YY          | Black on Zinc  |                |               |        |
|             |                |                    | 67FF10D4Y53**YY              |   | 68FF0D4Y53**YY               | Black on Brass     |                         |                |                |               |        |
| 12"         |                | Yoke, axle and nut | 67ZZ356083**YZ               |   | 68ZZ356083**YZ               |                    |                         |                | 15-3/4"        | 9-1/4"        |        |
|             | 3"             | Eco-Rubber™        |                              | 67SN12LCP3**YY                                |                              | 68SN12LCP3**YY     | Black on Gray           | 850            |                |               |        |
|             | 3-1/2"         | Pneumatic-6PLY     |                              | 67FP2D6TP3**YY                                |                              | 68FP2D6TP3**YY     | Black on white          | 500            |                |               |        |
| Foam Filled |                |                    | 67FF2D6TP3**YY               |   | 68FF2D6TP3**YY               | Black on Zinc      |                         |                |                |               |        |

The Ever-Roll is not designed to sit with a load.

# 69/70 Brass-Plated Caster Series

- Designed for hotel and hospitality industry for attractive appearance
- Brake options available
- Brass plated

69FP8A4FP317YY

69TP80JX6017YY



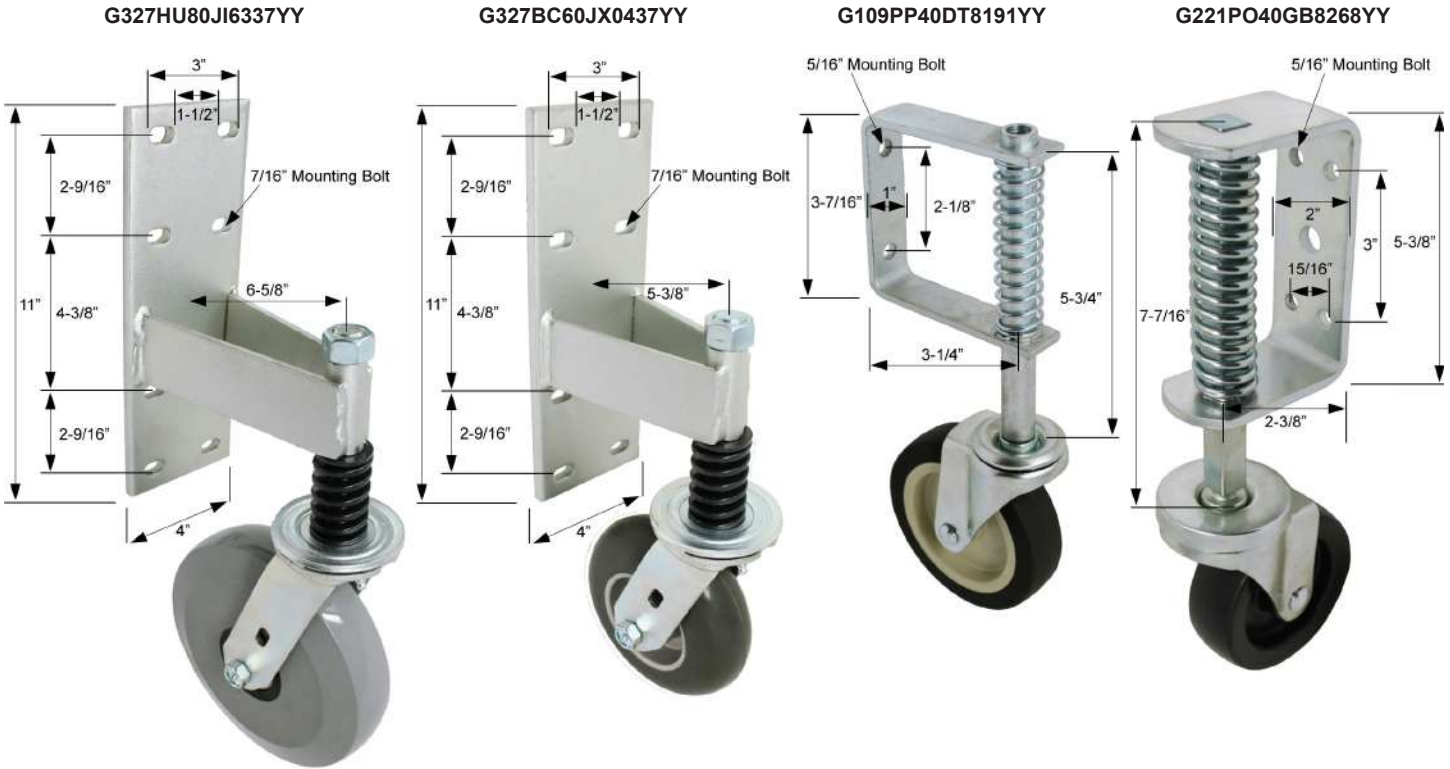
69/70 SERIES • CAPACITY 850

| Top Plate Specifications |             |                |               |                                    |                |                    |                    |                |               |
|--------------------------|-------------|----------------|---------------|------------------------------------|----------------|--------------------|--------------------|----------------|---------------|
| Plate Code               |             | Overall Size   |               | Bolt Hole Pattern                  |                | Mounting Bolt Size |                    |                |               |
| 17                       |             | 4"x 1-1/2"     |               | 2-5/8" x 3-5/8" slotted to 3" x 3" |                | 3/8"               |                    |                |               |
| Wheel Dia.               | Tread Width | Wheel Type     | Load Capacity | Bearing Type                       | Swivel         | Rigid              | Color (tread/core) | Overall Height | Swivel Radius |
| 8"                       | 2"          | Yoke Only      | 550           |                                    | 69ZZ80JZ8317YY | 70ZZ80JZ8317YY     | Gray/Gray          | 9-1/2"         | 6"            |
|                          |             | Thermo-Pro™    |               | Roller                             | 69TP80JX0417YY | 70TP80JX0417YY     |                    |                |               |
|                          |             |                |               | Ball Bearings                      | 69TP80JX6017YY | 70TP80JX6017YY     |                    |                |               |
|                          |             |                |               | Roller                             | 69TP80JI0417YY | 70TP80JI0417YY     |                    |                |               |
|                          |             |                |               | Ball Bearings                      | 69TP80JI6017YY | 70TP80JI6017YY     |                    |                |               |
| 8"                       | 2-1/2"      | Eco-Rubber     | 450           | Ball Bearings                      | 69SN80UCP317YY | 70SN80UCP317YY     | Black/Gray         | 9-3/4"         | 6-1/2"        |
| 8"                       | 2-3/4"      | Ever-Roll      | 250           | Ball Bearings                      | 68ER80BCP317YY | 70ER80BCP317YY     | Black on Zinc      |                |               |
| 8"                       | 3"          | Pneumatic Tire | 250           | Ball Bearings                      | 69FP8A4FP317YY | 70FP8A4FP317YY     | Black/Brass        |                |               |
|                          |             |                | 250           | Ball Bearings                      | 69FP8A4RP317YY | 70FP8A4RP317YY     | Gray/Brass         |                |               |



# SPRING LOADED GATE CASTERS

- Shock absorbing ride over uneven ground
- G1--Light duty, fits 7/16" grip ring stem casters
- G2--Medium duty, available for threaded stem and grip ring stem casters
- G3--Heavy Duty



| Series | Recommended Caster series                                | Caster Fastening                      | Stem Spec.           | Bracket with spring only | Bracket with Caster Yoke only | Rotating Spacing | Spring Deflection |                   | Mounting Plate Specification |             |                                      |
|--------|--|---------------------------------------|----------------------|--------------------------|-------------------------------|------------------|-------------------|-------------------|------------------------------|-------------|--------------------------------------|
|        |  |                                       |                      |                          |                               |                  | Range(lbs)        | Movement (Inches) | Overall Size                 | Bolt Size   | Bolt Hole Pattern/s                  |
| G1     | Caster Series: #08, #09, 4" & under, #21, 3-1/2" & under | 53, 90, 91, 97                        | 7/16" dia. Grip Ring | G1GRZZ                   |                               | 3-1/4            | 75 to 100         | 1"                | 1" x 3-7/16"                 | 5/16"       | 2 bolts, 2-1/8" apart                |
| G2*    | Caster Series: #09, #21                                  | 53, 90, 91, 97<br>59, 66, 67, 68, 69, |                      | 1/2"-13                  | G2GRZZ<br>G2TSZZ              |                  | 2-3/8             | 100 to 125        | 1"                           | 2" x 5-3/8" | 5/16"                                |
| G3**   | Caster Series: #27 6" dia. wheel                         | 37                                    | 3/4-10x5.5           | G334ZZ                   | G327ZZ60JZ8337YY              | 5-1/4            | 180 to 500        | 3/8"              | 4" X 11"                     | 7/16"       | 1-7/8" X 2-9/16" or 4-3/8" or 9-1/2" |
|        | Caster Series: #27 & #67 8" dia. wheel                   |                                       |                      | G380ZZ                   | G327ZZ80JZ8337YY              | 6-1/2            |                   |                   |                              |             |                                      |

\*G2 Series: recommended for use on gate with a space between the ground to bottom of the gate of 6" or more.

\*\*G3 Series: recommended for heavy duty gate, use 6" caster when space between ground to gate is 7-1/2" to 9-1/2", when space is over 9-1/2" use 8" caster.

Any caster with the appropriate stem fastening may be inserted into the G1 & G2 Series Bracket as long as the casters swivel radius is less than the stated "Rotating Spacing" (\*Please note: any caster with a swivel radius larger than the "Rotating Spacing" will not be able to swivel a full 360° and will hit the gate or door the bracket assembly is attached to; and will not operate correctly).



# SA/SB - Light Duty Spring-Loaded Institutional Series

- Chrome-Plated for appealing look
- Sealed swivel raceway
- Brake option available

SATP50GI4406FY

SATP50GI4406YY



SA/SB SERIES • CAPACITY 190

Application:  
Shock sensitive electronic cart and equipment

| Plate Code     |             |                   | Overall Size    |                         | Bolt Hole Pattern             |               |                | Mounting Bolt Size               |                            |
|----------------|-------------|-------------------|-----------------|-------------------------|-------------------------------|---------------|----------------|----------------------------------|----------------------------|
| 06             |             |                   | 2-3/8" x 3-5/8" |                         | 1-3/4" x 2-7/8" slotted to 3" |               |                | 5/16"                            |                            |
| Wheel Diameter | Tread Width | Wheel Type        | Load Capacity   | SA Series Swivel Part # | SB Series Rigid Caster Part # | Swivel Radius | Overall Height | Maximum Load to Full Compression | Height at Full Compression |
| 4"             | 1-1/4"      | Thermoplastic TPR | 250             | SATP40GI4406YY          | SBTP40GI4406YY                | 5-1/4"        | 5-7/16"        | 130                              | 5"                         |
| 5"             | 1-1/4"      |                   | 300             | SATP50GI4406YY          | SBTP50GI4406YY                | 5-3/4"        | 6-7/16"        | 190                              | 5-15/16"                   |
| 6"             | 1-1/4"      |                   | 300             | SATP60GI4406YY          | SBTP60GI4406YY                | 5-3/4"        | 5-11/16"       | 190                              | 6-3/16"                    |





## 3S/3R Spring Loaded Medium-Heavy Duty Series

- Lower raceway thrust bearing is a tapered roller bearing, providing exceptionally smooth and easy swiveling action that counteracts radial thrust
- 2-9/16" bearing raceway is precisely machined and hardened, 3/8" hardened ball bearings
- Die casted springs, total compression at maximum weight with a spring travel of 1"
- The compression range can be adjusted by changing the springs
- 3/4" integrally forged kingpin
- Brake Option available
- Zinc plated finish
- 1/2" axle

3SRA80JB6017-0B0000



3RRA80JB6017YY



| Top Plate Specifications |                |                            |                    |
|--------------------------|----------------|----------------------------|--------------------|
| Plate Code               | Overall Size   | Bolt Hole Pattern          | Mounting Bolt Size |
| 17                       | 4" x 4-15/32"  | 2-5/8" x 3-5/8" to 3" x 3" | 3/8"               |
| Wheel Diameter           | Overall Height | Swivel Radius              |                    |
| 5"                       | 8-1/4"         | 4-7/8"                     |                    |
| 6"                       | 8-3/4"         | 5-3/8"                     |                    |
| 8"                       | 10-5/16"       | 7-1/4"                     |                    |



| Wheel Diameter        | Tread Width | Wheel Type          | Load Cap.      | Available Bearing Options | Replace + with a desired wheel color  |                |               |
|-----------------------|-------------|---------------------|----------------|---------------------------|---------------------------------------|----------------|---------------|
|                       |             |                     |                |                           | Replace ## with desired wheel bearing |                |               |
|                       |             |                     |                |                           | SWIVEL                                | RIGID          | + Color       |
| 5"                    | 2"          | Neo-Energizer™      | 700            | 04,09,60,48,57,12         | 3SEN50JB##17YY                        | 3REN50JB##17YY |               |
|                       |             | Nomadic™            | 700            | 04,09,60,48,57,12         | 3SNM50J+##17YY                        | 3RNM50J+##17YY | A,I           |
|                       |             | Rubber on Nylon     | 700            | 04,09,60,48,57,12         | 3SNR50JB##17YY                        | 3RNR50JB##17YY |               |
|                       |             | Rubber on Aluminum  | 700            | 04,09,60,48,57,12         | 3SRA50JB##17YY                        | 3RRA50JB##17YY |               |
|                       |             | Mold-On Rubber      | 700            | 04,09,60,48,57,12         | 3SRS50JB##17YY                        | 3RRS50JB##17YY |               |
|                       |             | Blue Ergo™          | 700            |                           | 3SBL50JL6317YY                        | 3RBL50JL6317YY |               |
|                       |             | CushEndure™         | 700            |                           | 3SGR50JB1917YY                        | 3RGR50JB1917YY |               |
|                       |             | Thermo-Pro™         | 700            | 04,09,60,48,57,12         | 3STP50J+##17YY                        | 3RTP50J+##17YY | A,I,T,X,Y,Z   |
|                       |             | Polyolefin          | 700            | 04,09,60,48,57,12         | 3SPO50J+##17YY                        | 3RPO50J+##17YY | B,E           |
|                       |             | Nylon               | 700            | 04,09,60,48,57,12         | 3SNY50JE##17YY                        | 3RNY50JE##17YY |               |
|                       |             | Ironman             | 700            | 65,73                     | 3SNX50J+##17YY                        | 3RNX50J+##17YY | B,I           |
|                       |             | RokHard™            | 700            | 04,09,62,57,12            | 3SHI50JB##17YY                        | 3RHI50JB##17YY |               |
|                       |             | BrimStone™          | 700            | 04,09,90                  | 3SGN50J+##17YY                        | 3RGN50J+##17YY | B,Q           |
|                       |             | Epoxy               | 700            | 04,09,90                  | 3SOV50JQ##17YY                        | 3ROV50JQ##17YY |               |
|                       |             | MaxRok™             | 700            | 04,09,63,49,57,12         | 3SMA50JB##17YY                        | 3RMA50JB##17YY |               |
|                       |             | Phenolic            | 700            | 04,09,60,48,57,12         | 3SPH50JB##17YY                        | 3RPH50JB##17YY |               |
|                       |             | High-Temp Phenolic  | 700            | 04,09,90                  | 3SHT50JQ##17YY                        | 3RHT50JQ##17YY |               |
|                       |             | Sterollizer™        | 700            |                           | 3SSL50JCB817YY                        | 3RSL50JCB817YY |               |
|                       |             | Polyon MaxRok™      | 700            | 04,09,60,63,48,57,12      | 3SMU50J+##17YY                        | 3RMU50J+##17YY | G,K           |
|                       |             | Polyon AL™          | 700            | 04,09,60,48,57,12         | 3SPA50J+##17YY                        | 3RPA50J+##17YY | N,R           |
|                       |             | Polyon - C          | 700            | 04,09,60,48,57,12         | 3SPR50JL##17YY                        | 3RPR50JL##17YY |               |
|                       |             | DW-Black            | 700            |                           | 3SDW50JLT317YY                        | 3RDW50JLT317YY |               |
|                       |             | DW-Red              | 700            |                           | 3SDW50JRT317YY                        | 3RDW50JRT317YY |               |
|                       |             | DW-Blue             | 700            |                           | 3SDW50JBT317YY                        | 3RDW50JBT317YY |               |
|                       |             | DW-Gray             | 700            |                           | 3SDW50JGT317YY                        | 3RDW50JGT317YY |               |
|                       |             | Crown DW-Red        | 700            |                           | 3SDW50XRT317YY                        | 3RDW50XRT317YY |               |
|                       |             | Crown DW-Blue       | 700            |                           | 3SDW50XBT317YY                        | 3RDW50XBT317YY |               |
|                       |             | Poly-Pro™           | 700            | 04,09,48,60,63,57,12      | 3SPP50J+##17YY                        | 3RPP50J+##17YY | B,C,D,K,M,U,W |
|                       |             |                     | 700            |                           | 3SPP50JP4917YY                        | 3RPP50JP4917YY |               |
|                       |             |                     |                |                           | 3SPP50JH6317YY                        | 3RPP50JH6317YY |               |
|                       |             | Polymadic™          | 700            | 04,09,48,60,63,57,12      | 3SPM50J+##17YY                        | 3RPM50J+##17YY | I,M           |
|                       |             | Polyon™             | 700            |                           | 3SPU50JV6317YY                        | 3RPU50JV6317YY |               |
|                       |             |                     | 700            | 04,09,60,48,57,12         | 3SPU50J+##17YY                        | 3RPU50J+##17YY | G,V           |
|                       |             | EnergySaver Polyon™ | 700            | 04,09,60,48,57,12         | 3SSW50JU##17YY                        | 3RSW50JU##17YY |               |
|                       |             | PolyFlexon™ Cast    | 700            | 04,09,60,48,57,12         | 3SRP50JK##17YY                        | 3RRP50JK##17YY |               |
|                       |             | PolyFlexon™         | 700            |                           | 3SUA50JO6417YY                        | 3RUA50JO6417YY |               |
|                       |             | Ultraflex™          | 700            |                           | 3SUX50JO6417YY                        | 3RUX50JO6417YY |               |
|                       |             | D-Polyon            | 700            |                           | 3SUD50JL6417YY                        | 3RUD50JL6417YY |               |
|                       |             | DuraLastomer™       | 700            | 09,60,48,57,12            | 3SSU50JL##17YY                        | 3RSU50JL##17YY |               |
|                       |             | Super Elastomer     | 700            | 04,09,64,57,12            | 3SSX50JI##17YY                        | 3RSX50JI##17YY |               |
|                       |             | ErgoLastomer™       | 700            | 04,09,64,57,12            | 3SHU50JI##17YY                        | 3RHU50JI##17YY |               |
|                       |             | Semi-Steel          | 700            | 04,09,60,48,57,12         | 3SSS50JS##17YY                        | 3RSS50JS##17YY |               |
| Heavy Duty Iron       | 700         | 04,09,60,63,57,12   | 3SHS50JS##17YY | 3RHS50JS##17YY            |                                       |                |               |
|                       | 700         | 04,09,60,63,B1,B5   | 3SDS50JR##17YY | 3RDS50JR##17YY            |                                       |                |               |
| Forged Steel          | 700         | 02,09,60,B1,B5      | 3SFS50JS##17YY | 3RFS50JS##17YY            |                                       |                |               |
| EnergySaver Ductile™  | 700         | 04,09,60,48,B1,B5   | 3SCD50JR##17YY | 3RCD50JR##17YY            |                                       |                |               |
| Iron V-Groove         | 700         | 04,09,60,48,57,12   | 3SVG50JT##17YY | 3RVG50JT##17YY            |                                       |                |               |
| Conductive Nylon      | 700         | 04,09,60,48,57,12   | 3SCY50JH##17YY | 3RCY50JH##17YY            |                                       |                |               |
| Conductive Ultraflex™ | 700         |                     | 3SCX50JL6417YY | 3RCX50JL6417YY            |                                       |                |               |



3S/3R SERIES • CAPACITY 700

| Wheel Diameter        | Tread Width | Wheel Type              | Load Cap.      | Available Bearing Options | Replace + with a desired wheel color  |                |                |  |
|-----------------------|-------------|-------------------------|----------------|---------------------------|---------------------------------------|----------------|----------------|--|
|                       |             |                         |                |                           | Replace ## with desired wheel bearing |                | + Color        |  |
|                       |             |                         |                |                           | SWIVEL                                | RIGID          |                |  |
| 6"                    | 2"          | Yoke Only               |                |                           |                                       | 3SZZ60JZ8317YY | 3RZZ60JZ8317YY |  |
|                       |             | Neo-Energizer™          | 550            | 04, 09,64, 57, 12         | 3SENB60JB##17YY                       | 3REN60JB##17YY |                |  |
|                       |             | Pneumatic               | 200            |                           | 3SFP60JB6017YY                        | 3RFP60JB6017YY |                |  |
|                       |             | Foam Filled             | 200            |                           | 3SFF60JB6017YY                        | 3RFF60JB6017YY |                |  |
|                       |             | Nomadic™                | 550            | 04,09,48,60,57,12         | 3SNM60J+##17YY                        | 3RNM60J+##17YY | A,I            |  |
|                       |             | Rubber on Nylon         | 550            | 04,09,48,60,57,12         | 3SNR60JB##17YY                        | 3RNR60JB##17YY |                |  |
|                       |             | Dura Cushion™           | 350            | 04,09,63,57,12            | 3SBC60J+##17YY                        | 3RBC60J+##17YY | X,Z            |  |
|                       |             | Eco-Rubber              | 350            |                           | 3SSN60JC5317YY                        | 3RSN60JC5317YY |                |  |
|                       |             | Rubber on Aluminum      | 550            | 04,09,48,60,57,12         | 3SRA60JB##17YY                        | 3RRA60JB##17YY |                |  |
|                       |             | Mold-On Rubber          | 550            | 04,09,48,60,57,12         | 3SRS60JB##17YY                        | 3RRS60JB##17YY |                |  |
|                       |             | Supreme Rubber          | 550            | 04,09,48,60,57,12         | 3SRH60JS##17YY                        | 3RRH60JS##17YY |                |  |
|                       |             | Blue Ergo™              | 550            |                           | 3SBL60JL6317YY                        | 3RBL60JL6317YY |                |  |
|                       |             | Thermo-Pro™             | 500            | 04,09,60,63,48,57,12      | 3STP60J+##17YY                        | 3RTP60J+##17YY | A,I,T,X,Y,Z    |  |
|                       |             | Polyolefin              | 550            | 04,09,60,53,P3,48,57,12   | 3SPO60J+##17YY                        | 3RPO60J+##17YY | B,E            |  |
|                       |             | Nylon                   | 550            | 04,09,63,57,12            | 3SNY60JE##17YY                        | 3RNY60JE##17YY |                |  |
|                       |             | Ironman                 | 550            | 65, 73                    | 3SNX60JB##17YY                        | 3RNX60JB##17YY |                |  |
|                       |             | RokHard™                | 550            | 04,09,48,60,57,12         | 3SHI60JB##17YY                        | 3RHI60JB##17YY |                |  |
|                       |             | BrimStone™              | 550            | 04,09,60,90               | 3SGN60J+##17YY                        | 3RGN60J+##17YY | B,Q            |  |
|                       |             | Epoxy                   | 550            | 04,09,90                  | 3SOV60JQ##17YY                        | 3ROV60JQ##17YY |                |  |
|                       |             | MaxRok™                 | 550            | 04,09,63,57,12            | 3SMA60JB##17YY                        | 3RMA60JB##17YY |                |  |
|                       |             | Phenolic                | 550            | 04,09,48,60,57,12         | 3SPH60JB##17YY                        | 3RPH60JB##17YY |                |  |
|                       |             | Straight-Sided Phenolic | 550            |                           | 3SPH60TB##17YY                        | 3RPH60TB##17YY |                |  |
|                       |             | High-Temp Phenolic      | 550            | 04,09,90                  | 3SHT60JQ##17YY                        | 3RHT60JQ##17YY |                |  |
|                       |             | Poly MaxRok™            | 550            | 04,09,48,60,57,12         | 3SMU60J+##17YY                        | 3RMU60J+##17YY | G,K            |  |
|                       |             | Polyon AL™              | 550            | 04,09,48,60,57,12         | 3SPA60J+##17YY                        | 3RPA60J+##17YY | N,R            |  |
|                       |             | Polyon-C                | 550            | 04,09,48,60,57,12         | 3SPR60JL##17YY                        | 3RPR60JL##17YY |                |  |
|                       |             | DW-Black                | 550            |                           | 3SDW60JLT317YY                        | 3RDW60JLT317YY |                |  |
|                       |             | DW-Red                  | 550            |                           | 3SDW60JRT317YY                        | 3RDW60JRT317YY |                |  |
|                       |             | DW-Blue                 | 550            |                           | 3SDW60JBT317YY                        | 3RDW60JBT317YY |                |  |
|                       |             | DW-Gray                 | 550            |                           | 3SDW60JGT317YY                        | 3RDW60JGT317YY |                |  |
|                       |             | Crown DW-Red            | 550            |                           | 3SDW60XRT317YY                        | 3RDW60XRT317YY |                |  |
|                       |             | Crown DW-Blue           | 550            |                           | 3SDW60XBT317YY                        | 3RDW60XBT317YY |                |  |
|                       |             | Poly-Pro™               | 550            | 04,09,48,60,63,57,12      | 3SPP60J+##17YY                        | 3RPP60J+##17YY | D,I,K,M,U,W    |  |
|                       |             |                         | 550            |                           | 3SPP60JP4917YY                        | 3RPP60JP4917YY |                |  |
|                       |             |                         |                |                           | 3SPP60JH6317YY                        | 3RPP60JH6317YY |                |  |
|                       |             | Polymadic™              | 550            | 04,09,48,60,63,57,12      | 3SPM60J+##17YY                        | 3RPM60J+##17YY | I,M            |  |
|                       |             | Polyon™                 | 550            | 04,09,48,60,57,12         | 3SPU60JV6317YY                        | 3RPU60JV6317YY |                |  |
|                       |             |                         |                |                           | 3SPU60J+##17YY                        | 3RPU60J+##17YY | G,V            |  |
|                       |             | EnergySaver Polyon™     | 550            | 04,09,63,57,12            | 3SSW60JU##17YY                        | 3RSW60JU##17YY |                |  |
|                       |             | PolyFlexon™ Cast        | 550            | 04,09,63,57,12            | 3SRP60JK##17YY                        | 3RRP60JK##17YY |                |  |
|                       |             | PolyFlexon™             | 550            |                           | 3SUA60J+6417YY                        | 3RUA60J+6417YY | N,O            |  |
|                       |             | D-Polyon                | 550            |                           | 3SUD60JL6417YY                        | 3RUD60JL6417YY |                |  |
|                       |             | Ultraflex™              | 550            |                           | 3SUX60JO6417YY                        | 3RUX60JO6417YY |                |  |
|                       |             | Champion                | 550            |                           | 3SCP60JN6417YY                        | 3RCP60JN6417YY |                |  |
|                       |             | DuraLastomer™           | 550            | 09,48,60,57,12            | 3SSU60JL##17YY                        | 3RSU60JL##17YY |                |  |
|                       |             | Super Elastomer         | 550            |                           | 3SSX60JI6417YY                        | 3RSX60JI6417YY |                |  |
|                       |             | ErgoLastomer™           | 550            | 04,09,48,60,64,57,12      | 3SHU60JI##17YY                        | 3RHU60JI##17YY |                |  |
|                       |             | Titan™ Ploymer          | 550            |                           | 3SPX60JO6317YY                        | 3RPX60JO6317YY |                |  |
|                       |             | Conquer™                | 550            |                           | 3SCQ60JR6417YY                        | 3RCQ60JR6417YY |                |  |
|                       |             |                         | 550            |                           | 3SCQ60JL6417YY                        | 3RCQ60JL6417YY |                |  |
| Semi-Steel            | 550         | 04,09,48,60,57,12       | 3SSS60JS##17YY | 3RSS60JS##17YY            |                                       |                |                |  |
| Heavy Duty Iron       | 550         | 04,09,60,63,57,12       | 3SHS60JS##17YY | 3RHS60JS##17YY            | S=Flat Tread;<br>X=Crown Tread        |                |                |  |
|                       |             | 04,09,60,48,57,12       | 3SHS60JX##17YY | 3RHS60JX##17YY            |                                       |                |                |  |
| Ductile               | 550         | 04,09,60,73,63,B1,B5    | 3SDS60JR##17YY | 3RDS60JR##17YY            |                                       |                |                |  |
| EnergySaver Ductile™  | 550         | 04,09,48, 60,73,B1,B5   | 3SCD60JR##17YY | 3RCD60JR##17YY            |                                       |                |                |  |
| Forged Steel          | 550         | 04,09,73,63,B1,B5       | 3SFS60JS##17YY | 3RFS60JS##17YY            | S=Flat Tread;<br>X=Crown Tread        |                |                |  |
|                       |             |                         | 3SFS60JX4P17YY | 3RFS60JX4P17YY            |                                       |                |                |  |
| Ironman™ V-Groove     | 550         |                         | 3SNV60JT4P17YY | 3RNV60JT4P17YY            |                                       |                |                |  |
| Iron V-Groove         | 550         | 04,09,48,60,57,12       | 3SVG60JT##17YY | 3RVG60JT##17YY            |                                       |                |                |  |
| Ductile V-Groove      | 550         | 04,09,57,12,63,B1,B5    | 3SDV60JT##17YY | 3RDV60JT##17YY            |                                       |                |                |  |
| Conductive Nylon      | 550         |                         | 3SCY60JI6217YY | 3RCY60JI6217YY            |                                       |                |                |  |
| Conductive Ultraflex™ | 550         |                         | 3SCX60JL6417YY | 3RCX60JL6417YY            |                                       |                |                |  |



| Wheel Diameter        | Tread Width | Wheel Type          | Load Cap.      | Available Bearing Options  | Replace + with a desired wheel color  |                |                |  |
|-----------------------|-------------|---------------------|----------------|----------------------------|---------------------------------------|----------------|----------------|--|
|                       |             |                     |                |                            | Replace ## with desired wheel bearing |                | + Color        |  |
|                       |             |                     |                |                            | SWIVEL                                | RIGID          |                |  |
| 8"                    | 2"          | Yoke Only           |                |                            |                                       | 3SZZ80JZ8317YY | 3RZZ80JZ8317YY |  |
|                       |             | Neo-Energizer™      | 550            | 04,09,64,57,12             | 3SEN80JB##17YY                        | 3REN80JB##17YY |                |  |
|                       |             | Nomadic™            | 550            | 04,09,48,60,57,12          | 3SNM80J+##17YY                        | 3RNM80J+##17YY | A,I            |  |
|                       |             | Rubber on Nylon     | 550            | 04,09,48,60,57,12          | 3SNR80JB##17YY                        | 3RNR80JB##17YY |                |  |
|                       |             | Dura Cushion™       | 450            | 04,09,63,57,12             | 3SBC80J+##17YY                        | 3RBC80J+##17YY | X,Z            |  |
|                       |             | Eco-Rubber          | 450            | 53,P3                      | 3SSN80UC##17YY                        | 3RSN80UC##17YY |                |  |
|                       |             | Rubber on Aluminum  | 550            | 04,09,48,60,57,12          | 3SRA80JB##17YY                        | 3RRA80JB##17YY |                |  |
|                       |             | Mold-On Rubber      | 550            | 04,09,48,60,57,12          | 3SRS80JB##17YY                        | 3RRS80JB##17YY |                |  |
|                       |             | Supreme Rubber      | 550            | 04,09,63,57,12             | 3SRH80JS##17YY                        | 3RRH80JS##17YY |                |  |
|                       |             | Blue Ergo™          | 550            |                            | 3SBL80JL6317YY                        | 3RBL80JL6317YY |                |  |
|                       |             | Thermo-Pro™         | 550            | 04,09,60,63,48,57,12       | 3STP80J+##17YY                        | 3RTP80J+##17YY | A,I,T,X,Y,Z    |  |
|                       |             | Polyolefin          | 550            | 04,09,60,53,P3,48,57,90,12 | 3SPO80J+##17YY                        | 3RPO80J+##17YY | B,E            |  |
|                       |             | Nylon               | 550            | 04,09,63,57,12             | 3SNY80JE##17YY                        | 3RNY80JE##17YY |                |  |
|                       |             | Ironman             | 550            | 65,73                      | 3SNX80JB##17YY                        | 3RNX80JB##17YY |                |  |
|                       |             | RokHard™            | 550            | 04,09,48,60,57,12          | 3SHI80JB##17YY                        | 3RHI80JB##17YY |                |  |
|                       |             | BrimStone™          | 550            | 04,09,60,90                | 3SGN80J+##17YY                        | 3RGN80J+##17YY | B,Q            |  |
|                       |             | Epoxy               | 550            | 04,09                      | 3SOV80JQ##17YY                        | 3ROV80JQ##17YY |                |  |
|                       |             | MaxRok™             | 550            | 04,09,49,57,12             | 3SMA80JB##17YY                        | 3RMA80JB##17YY |                |  |
|                       |             | Phenolic            | 550            | 04,09,48,60,57,12          | 3SPH80JB##17YY                        | 3RPH80JB##17YY |                |  |
|                       |             | High-Temp Phenolic  | 550            | 04,09,90                   | 3SHT80JQ##17YY                        | 3RHT80JQ##17YY |                |  |
|                       |             | Poly MaxRok™        | 550            | 04,09,48,60,57,12          | 3SMU80J+##17YY                        | 3RMU80J+##17YY | G,K            |  |
|                       |             | Polyon AL™          | 550            | 04,09,48,60,57,12          | 3SPA80J+##17YY                        | 3RPA80J+##17YY | N,R            |  |
|                       |             | DW-Black            | 550            |                            | 3SDW80JLT317YY                        | 3RDW80JLT317YY |                |  |
|                       |             | DW-Red              | 550            |                            | 3SDW80JRT317YY                        | 3RDW80JRT317YY |                |  |
|                       |             | DW-Blue             | 550            |                            | 3SDW80JBT317YY                        | 3RDW80JBT317YY |                |  |
|                       |             | DW-Gray             | 550            |                            | 3SDW80JGT317YY                        | 3RDW80JGT317YY |                |  |
|                       |             | Crown DW-Red        | 550            |                            | 3SDW80XRT317YY                        | 3RDW80XRT317YY |                |  |
|                       |             | Crown DW-Blue       | 550            |                            | 3SDW80XBT317YY                        | 3RDW80XBT317YY |                |  |
|                       |             | Poly-Pro™           | 550            | 04,09,48,60,63,57,12       | 3SPP80J+##17YY                        | 3RPP80J+##17YY | C,D,I,K,M,U,W  |  |
|                       |             |                     | 550            |                            | 3SPP80JP4917YY                        | 3RPP80JP4917YY |                |  |
|                       |             |                     | 550            |                            | 3SPP80JH6317YY                        | 3RPP80JH6317YY |                |  |
|                       |             | Polymadic™          | 550            | 04,09,48,60,63,57,12       | 3SPM80J+##17YY                        | 3RPM80J+##17YY | I,M            |  |
|                       |             | Polyon™             | 550            |                            | 3SPU80JV6317YY                        | 3RPU80JV6317YY |                |  |
|                       |             |                     |                | 04,09,48,60,57,12          | 3SPU80J+##17YY                        | 3RPU80J+##17YY | G,V            |  |
|                       |             | EnergySaver Polyon™ | 550            | 04,09,48,60,57,12          | 3SSW80JU##17YY                        | 3RSW80JU##17YY |                |  |
|                       |             | PolyFlexon™ Cast    | 550            |                            | 3SRP80JK6317YY                        | 3RRP80JK6317YY |                |  |
|                       |             | PolyFlexon™         | 550            |                            | 3SUA80J+6417YY                        | 3RUA80J+6417YY | N,O            |  |
|                       |             | D-Polyon            | 550            |                            | 3SUD80JL6417YY                        | 3RUD80JL6417YY |                |  |
|                       |             | Ultraflex™          | 550            |                            | 3SUX80JO6417YY                        | 3RUX80JO6417YY |                |  |
|                       |             | Champion            | 550            |                            | 3SCP80JN6417YY                        | 3RCP80JN6417YY |                |  |
| DuraLastomer™         | 550         | 09,48,60,57,12      | 3SSU80JL##17YY | 3RSU80JL##17YY             |                                       |                |                |  |
| Super Elastomer       | 550         |                     | 3SSX80JI6417YY | 3RSX80JI6417YY             |                                       |                |                |  |
| ErgoLastomer™         | 550         | 04,09,64,57,12      | 3SHU80JI##17YY | 3RHU80JI##17YY             |                                       |                |                |  |
| Titan™ Polymer        | 550         |                     | 3SPX80JO6317YY | 3RPX80JO6317YY             |                                       |                |                |  |
| Conquer™              | 550         |                     | 3SCQ80JR6417YY | 3RCQ80JR6417YY             |                                       |                |                |  |
|                       | 550         |                     | 3SCQ80JL6417YY | 3RCQ80JL6417YY             |                                       |                |                |  |
| Semi-Steel            | 550         | 04,09,48,60,57,12   | 3SSS80JS##17YY | 3RSS80JS##17YY             |                                       |                |                |  |
| Heavy Duty Iron       | 550         | 04,09,48,60,57,12   | 3SHS80JS##17YY | 3RHS80JS##17YY             | S=Flat Tread;<br>X=Crown Tread        |                |                |  |
|                       |             | 04,09,48,60,57,12   | 3SHS80JX##17YY | 3RHS80JX##17YY             |                                       |                |                |  |
| Ductile               | 550         | 04,09,48,60,B1,B5   | 3SDS80JR##17YY | 3RDS80JR##17YY             |                                       |                |                |  |
| EnergySaver Ductile™  | 550         | 04,09,48,60,B1,B5   | 3SCD80JR##17YY | 3RCD80JR##17YY             |                                       |                |                |  |
| Forged Steel          | 550         | 04,09,63,B5,B1      | 3SFS80JS##17YY | 3RFS80JS##17YY             |                                       |                |                |  |
|                       |             |                     | 3SFS80JX4P17YY | 3RFS80JX4P17YY             |                                       |                |                |  |
| Ironman™ V-Groove     | 550         |                     | 3SNV80JT4P17YY | 3RNV80JT4P17YY             |                                       |                |                |  |
| Iron V-Groove         | 550         | 04,09,48,60,57,12   | 3SVG80JT##17YY | 3RVG80JT##17YY             |                                       |                |                |  |
| Conductive Nylon      | 550         |                     | 3SCY80JI6217YY | 3RCY80JI6217YY             |                                       |                |                |  |
| Conductive Ultraflex™ | 550         |                     | 3SCX80JL6417YY | 3RCX80JL6417YY             |                                       |                |                |  |


\*Springs must be replaced on a regular basis depends on application.  
 \*Spring life is not under warranty.



## 37/38 Spring Loaded Medium-Heavy Duty Series

- Spring encapsulated in a polyurethane block, Ultimate Compression at 700LBS with a spring deflection of 0.41"
- Large heat-treated double raceways
- 3/4" kingpin bolt
- Zinc plated finish
- Brake option available

37UX60JO0419YY



38RP60JK6019-000G00



| Top Plate Specifications |                 |   |                    |
|--------------------------|-----------------|---|--------------------|
| Plate Code               | Overall Size    | Bolt Hole Pattern                             | Mounting Bolt Size |
| 19                       | 4-1/2" x 6-1/4" | 2-7/16" x 4-15/16" slotted to 3-3/8" x 5-1/4" | 1/2"               |
| Wheel Diameter           |                 | Overall Height                                | Swivel Radius      |
| 5"                       |                 | 7-1/2"  | 4-1/2"             |
| 6"                       |                 | 8"  | 5"                 |
| 8"                       |                 | 10"   | 6-11/16"           |



37/38 SERIES • CAPACITY 700

| Wheel Diameter        | Tread Width | Wheel Type          | Load Capacity  | Available Bearing Options | Replace + with a desired wheel color  |                |               |
|-----------------------|-------------|---------------------|----------------|---------------------------|---------------------------------------|----------------|---------------|
|                       |             |                     |                |                           | Replace ## with desired wheel bearing |                |               |
|                       |             |                     |                |                           | Swivel                                | Rigid          | +Color        |
| 5"                    | 2"          | Neo-Energizer™      | 550            | 04,09,60,48,57,12         | 37EN50JB##19YY                        | 38EN50JB##19YY |               |
|                       |             | Nomadic™            | 500            | 04,09,60,48,57,12         | 37NM50J+##19YY                        | 38NM50J+##19YY | A,I           |
|                       |             | Rubber on Nylon     | 450            | 04,09,60,48,57,12         | 37NR50JB##19YY                        | 38NR50JB##19YY |               |
|                       |             | Rubber on Aluminum  | 500            | 04,09,60,48,57,12         | 37RA50JB##19YY                        | 38RA50JB##19YY |               |
|                       |             | Mold-On Rubber      | 400            | 04,09,60,48,57,12         | 37RS50JB##19YY                        | 38RS50JB##19YY |               |
|                       |             | Blue Ergo™          | 400            |                           | 37BL50JL6319YY                        | 38BL50JL6319YY |               |
|                       |             | CushEndure™         | 400            |                           | 37GR50JB1919YY                        | 38GR50JB1919YY |               |
|                       |             | Thermo-Pro™         | 350            | 04,09,60,48,57,12         | 37TP50J+##19YY                        | 38TP50J+##19YY | A,I,T,X,Y,Z   |
|                       |             | Polyolefin          | 650            | 04,09,60,48,57,12         | 37PO50J+##19YY                        | 38PO50J+##19YY | B,E           |
|                       |             | Nylon               | 700            | 04,09,60,48,57,12         | 37NY50JE##19YY                        | 38NY50JE##19YY |               |
|                       |             | Ironman             | 700            | 65,73                     | 37NX50J+##19YY                        | 38NX50J+##19YY | B,I           |
|                       |             | RokHard™            | 700            | 04,09,62,57,12            | 37HI50JB##19YY                        | 38HI50JB##19YY |               |
|                       |             | BrimStone™          | 700            | 04,09,90                  | 37GN50J+##19YY                        | 38GN50J+##19YY | B,Q           |
|                       |             | Epoxy               | 700            | 04,09,90                  | 37OV50JQ##19YY                        | 38OV50JQ##19YY |               |
|                       |             | MaxRok™             | 700            | 04,09,63,49,57,12         | 37MA50JB##19YY                        | 38MA50JB##19YY |               |
|                       |             | Phenolic            | 700            | 04,09,60,48,57,12         | 37PH50JB##19YY                        | 38PH50JB##19YY |               |
|                       |             | High-Temp Phenolic  | 700            | 04,09,90                  | 37HT50JQ##19YY                        | 38HT50JQ##19YY |               |
|                       |             | Sterollizer™        | 450            |                           | 37SL50JCB819YY                        | 38SL50JCB819YY |               |
|                       |             | Polyon MaxRok™      | 700            | 04,09,60,63,48,57,12      | 37MU50J+##19YY                        | 38MU50J+##19YY | G,K           |
|                       |             | Polyon AL™          | 700            | 04,09,60,48,57,12         | 37PA50J+##19YY                        | 38PA50J+##19YY | N,R           |
|                       |             | Polyon - C          | 700            | 04,09,60,48,57,12         | 37PR50JL##19YY                        | 38PR50JL##19YY |               |
|                       |             | DW-Black            | 550            |                           | 37DW50JLT319YY                        | 38DW50JLT319YY |               |
|                       |             | DW-Red              | 700            |                           | 37DW50JRT319YY                        | 38DW50JRT319YY |               |
|                       |             | DW-Blue             | 700            |                           | 37DW50JBT319YY                        | 38DW50JBT319YY |               |
|                       |             | DW-Gray             | 700            |                           | 37DW50JGT319YY                        | 38DW50JGT319YY |               |
|                       |             | Crown DW-Red        | 700            |                           | 37DW50XRT319YY                        | 38DW50XRT319YY |               |
|                       |             | Crown DW-Blue       | 700            |                           | 37DW50XBT319YY                        | 38DW50XBT319YY |               |
|                       |             | Poly-Pro™           | 600            | 04,09,48,60,63,57,12      | 37PP50J+##19YY                        | 38PP50J+##19YY | B,C,D,K,M,U,W |
|                       |             |                     | 700            |                           | 37PP50JP4919YY                        | 38PP50JP4919YY |               |
|                       |             |                     |                |                           | 37PP50JH6319YY                        | 38PP50JH6319YY |               |
|                       |             | Polymadic™          | 700            | 04,09,48,60,63,57,12      | 37PM50J+##19YY                        | 38PM50J+##19YY | I,M           |
|                       |             | Polyon™             | 700            |                           | 37PU50JV6319YY                        | 38PU50JV6319YY |               |
|                       |             |                     | 700            | 04,09,60,48,57,12         | 37PU50J+##19YY                        | 38PU50J+##19YY | G,V           |
|                       |             | EnergySaver Polyon™ | 700            | 04,09,60,48,57,12         | 37SW50JU##19YY                        | 38SW50JU##19YY |               |
|                       |             | PolyFlexon™ Cast    | 700            | 04,09,60,48,57,12         | 37RP50JK##19YY                        | 38RP50JK##19YY |               |
|                       |             | PolyFlexon™         | 700            |                           | 37UA50JO6419YY                        | 38UA50JO6419YY |               |
|                       |             | Ultraflex™          | 700            |                           | 37UX50JO6419YY                        | 38UX50JO6419YY |               |
|                       |             | D-Polyon            | 700            |                           | 37UD50JL6419YY                        | 38UD50JL6419YY |               |
|                       |             | DuraLastomer™       | 700            | 09,60,48,57,12            | 37SU50JL##19YY                        | 38SU50JL##19YY |               |
|                       |             | Super Elastomer     | 700            | 04,09,64,57,12            | 37SX50JI##19YY                        | 38SX50JI##19YY |               |
|                       |             | ErgoLastomer™       | 700            | 04,09,64,57,12            | 37HU50JI##19YY                        | 38HU50JI##19YY |               |
|                       |             | Semi-Steel          | 700            | 04,09,60,48,57,12         | 37SS50JS##19YY                        | 38SS50JS##19YY |               |
|                       |             | Heavy Duty Iron     | 700            | 04,09,60,63,57,12         | 37HS50JS##19YY                        | 38HS50JS##19YY |               |
|                       |             |                     | 700            | 04,09,60,63,B1,B5         | 37DS50JR##19YY                        | 38DS50JR##19YY |               |
|                       |             | Forged Steel        | 700            | 02,09,60,B1,B5            | 37FS50JS##19YY                        | 38FS50JS##19YY |               |
| EnergySaver Ductile™  | 700         | 04,09,60,48,B1,B5   | 37CD50JR##19YY | 38CD50JR##19YY            |                                       |                |               |
| Iron V-Groove         | 700         | 04,09,60,48,57,12   | 37VG50JT##19YY | 38VG50JT##19YY            |                                       |                |               |
| Conductive Nylon      | 630         | 04,09,60,48,57,12   | 37CY50JH##19YY | 38CY50JH##19YY            |                                       |                |               |
| Conductive Ultraflex™ | 540         |                     | 37CX50JL6419YY | 38CX50JL6419YY            |                                       |                |               |



37/38 SERIES • CAPACITY 700

| Wheel Diameter        | Tread Width | Wheel Type              | Load Capacity  | Available Bearing Options | Replace + with a desired wheel color  |                |             |
|-----------------------|-------------|-------------------------|----------------|---------------------------|---------------------------------------|----------------|-------------|
|                       |             |                         |                |                           | Replace ## with desired wheel bearing |                |             |
|                       |             |                         |                |                           | Swivel                                | Rigid          | +Color      |
| 6"                    | 2"          | Yoke Only               |                |                           | 37ZZ60JZ8319YY                        | 38ZZ60JZ8319YY |             |
|                       |             | Neo-Energizer™          | 600            | 04,09,64,57,12            | 37EN60JB##19YY                        | 38EN60JB##19YY |             |
|                       |             | Pneumatic               | 200            |                           | 37FP60JB6019YY                        | 38FP60JB6019YY |             |
|                       |             | Foam Filled             | 200            |                           | 37FF60JB6019YY                        | 38FF60JB6019YY |             |
|                       |             | Nomadic™                | 600            | 04,09,48,60,57,12         | 37NM60J+##19YY                        | 38NM60J+##19YY | A,I         |
|                       |             | Rubber on Nylon         | 550            | 04,09,48,60,57,12         | 37NR60JB##19YY                        | 38NR60JB##19YY |             |
|                       |             | Dura Cushion™           | 350            | 04,09,63,57,12            | 37BC60J+##19YY                        | 38BC60J+##19YY | X,Z         |
|                       |             | Eco-Rubber              | 350            |                           | 37SN60JC5319YY                        | 38SN60JC5319YY |             |
|                       |             | Rubber on Aluminum      | 550            | 04,09,48,60,57,12         | 37RA60JB##19YY                        | 38RA60JB##19YY |             |
|                       |             | Mold-On Rubber          | 550            | 04,09,48,60,57,12         | 37RS60JB##19YY                        | 38RS60JB##19YY |             |
|                       |             | Supreme Rubber          | 700            | 04,09,48,60,57,12         | 37RH60JS##19YY                        | 38RH60JS##19YY |             |
|                       |             | Blue Ergo™              | 550            |                           | 37BL60JL6319YY                        | 38BL60JL6319YY |             |
|                       |             | Thermo-Pro™             | 500            | 04,09,60,63,48,57,12      | 37TP60J+##19YY                        | 38TP60J+##19YY | A,I,T,X,Y,Z |
|                       |             | Polyolefin              | 700            | 04,09,60,53,P3,48,57,12   | 37PO60J+##19YY                        | 38PO60J+##19YY | B,E         |
|                       |             | Nylon                   | 700            | 04,09,63,57,12            | 37NY60JE##19YY                        | 38NY60JE##19YY |             |
|                       |             | Ironman                 | 700            | 65, 73                    | 37NX60JB##19YY                        | 38NX60JB##19YY |             |
|                       |             | RokHard™                | 700            | 04,09,48,60,57,12         | 37HI60JB##19YY                        | 38HI60JB##19YY |             |
|                       |             | BrimStone™              | 700            | 04,09,60,90               | 37GN60J+##19YY                        | 38GN60J+##19YY | B,Q         |
|                       |             | Epoxy                   | 700            | 04,09,90                  | 37OV60JQ##19YY                        | 38OV60JQ##19YY |             |
|                       |             | MaxRok™                 | 700            | 04,09,63,57,12            | 37MA60JB##19YY                        | 38MA60JB##19YY |             |
|                       |             | Phenolic                | 700            | 04,09,48,60,57,12         | 37PH60JB##19YY                        | 38PH60JB##19YY |             |
|                       |             | Straight-Sided Phenolic | 700            |                           | 37PH60TB##19YY                        | 38PH60TB##19YY |             |
|                       |             | High-Temp Phenolic      | 700            | 04,09,90                  | 37HT60JQ##19YY                        | 38HT60JQ##19YY |             |
|                       |             | Poly MaxRok™            | 700            | 04,09,48,60,57,12         | 37MU60J+##19YY                        | 38MU60J+##19YY | G,K         |
|                       |             | Polyon AL™              | 700            | 04,09,48,60,57,12         | 37PA60J+##19YY                        | 38PA60J+##19YY | N,R         |
|                       |             | Polyon-C                | 700            | 04,09,48,60,57,12         | 37PR60JL##19YY                        | 38PR60JL##19YY |             |
|                       |             | DW-Black                | 700            |                           | 37DW60JLT319YY                        | 38DW60JLT319YY |             |
|                       |             | DW-Red                  | 700            |                           | 37DW60JRT319YY                        | 38DW60JRT319YY |             |
|                       |             | DW-Blue                 | 700            |                           | 37DW60JBT319YY                        | 38DW60JBT319YY |             |
|                       |             | DW-Gray                 | 700            |                           | 37DW60JGT319YY                        | 38DW60JGT319YY |             |
|                       |             | Crown DW-Red            | 700            |                           | 37DW60XRT319YY                        | 38DW60XRT319YY |             |
|                       |             | Crown DW-Blue           | 700            |                           | 37DW60XBT319YY                        | 38DW60XBT319YY |             |
|                       |             | Poly-Pro™               | 700            | 04,09,48,60,63,57,12      | 37PP60J+##19YY                        | 38PP60J+##19YY | D,I,K,M,U,W |
|                       |             |                         | 700            |                           | 37PP60JP4919YY                        | 38PP60JP4919YY |             |
|                       |             | Polymadic™              | 700            | 04,09,48,60,63,57,12      | 37PP60JH6319YY                        | 38PP60JH6319YY |             |
|                       |             |                         |                |                           |                                       |                |             |
|                       |             | Polymadic™              | 700            | 04,09,48,60,63,57,12      | 37PM60J+##19YY                        | 38PM60J+##19YY | I,M         |
|                       |             | Polyon™                 | 700            | 04,09,48,60,57,12         | 37PU60JV6319YY                        | 38PU60JV6319YY |             |
|                       |             |                         |                |                           |                                       |                |             |
|                       |             | EnergySaver Polyon™     | 700            | 04,09,63,57,12            | 37SW60JU##19YY                        | 38SW60JU##19YY |             |
|                       |             | PolyFlexon™ Cast        | 700            | 04,09,63,57,12            | 37RP60JK##19YY                        | 38RP60JK##19YY |             |
|                       |             | PolyFlexon™             | 700            |                           | 37UA60J+6419YY                        | 38UA60J+6419YY | N,O         |
|                       |             | D-Polyon                | 700            |                           | 37UD60JL6419YY                        | 38UD60JL6419YY |             |
|                       |             | Ultraflex™              | 700            |                           | 37UX60JO6419YY                        | 38UX60JO6419YY |             |
|                       |             | Champion                | 700            |                           | 37CP60JN6419YY                        | 38CP60JN6419YY |             |
|                       |             | DuraLastomer™           | 700            | 09,48,60,57,12            | 37SU60JL##19YY                        | 38SU60JL##19YY |             |
|                       |             | Super Elastomer         | 700            |                           | 37SX60JI6419YY                        | 38SX60JI6419YY |             |
|                       |             | ErgoLastomer™           | 700            | 04,09,48,60,64,57,12      | 37HU60JI##19YY                        | 38HU60JI##19YY |             |
|                       |             | Titan™ Ploymer          | 700            |                           | 37PX60JO6319YY                        | 38PX60JO6319YY |             |
|                       |             | Conquer™                | 700            |                           | 37CQ60JR6419YY                        | 38CQ60JR6419YY |             |
| 700                   |             |                         | 37CQ60JL6419YY | 38CQ60JL6419YY            |                                       |                |             |
|                       |             |                         |                |                           |                                       |                |             |
| Semi-Steel            | 700         | 04,09,48,60,57,12       | 37SS60JS##19YY | 38SS60JS##19YY            |                                       |                |             |
| Heavy Duty Iron       | 700         | 04,09,60,63,57,12       | 37HS60JS##19YY | 38HS60JS##19YY            | S=Flat Tread;<br>X=Crown Tread        |                |             |
|                       |             | 04,09,60,48,57,12       | 37HS60JX##19YY | 38HS60JX##19YY            |                                       |                |             |
| Ductile               | 700         | 04,09,60,73,63,B1,B5    | 37DS60JR##19YY | 38DS60JR##19YY            |                                       |                |             |
| EnergySaver Ductile™  | 700         | 04,09,48, 60,73,B1,B5   | 37CD60JR##19YY | 38CD60JR##19YY            |                                       |                |             |
| Forged Steel          | 700         | 04,09,73,63,B1,B5       | 37FS60JS##19YY | 38FS60JS##19YY            | S=Flat Tread;<br>X=Crown Tread        |                |             |
|                       |             |                         | 37FS60JX4P19YY | 38FS60JX4P19YY            |                                       |                |             |
| Ironman™ V-Groove     | 700         |                         | 37NV60JT4P19YY | 38NV60JT4P19YY            |                                       |                |             |
| Iron V-Groove         | 700         | 04,09,48,60,57,12       | 37VG60JT##19YY | 38VG60JT##19YY            |                                       |                |             |
| Ductile V-Groove      | 700         | 04,09,57,12,63,B1,B5    | 37DV60JT##19YY | 38DV60JT##19YY            |                                       |                |             |
| Conductive Nylon      | 700         |                         | 37CY60JI6219YY | 38CY60JI6219YY            |                                       |                |             |
| Conductive Ultraflex™ | 600         |                         | 37CX60JL6419YY | 38CX60JL6419YY            |                                       |                |             |



| Wheel Diameter        | Tread Width | Wheel Type          | Load Capacity  | Available Bearing Options  | Replace + with a desired wheel color  |                |               |
|-----------------------|-------------|---------------------|----------------|----------------------------|---------------------------------------|----------------|---------------|
|                       |             |                     |                |                            | Replace ## with desired wheel bearing |                |               |
|                       |             |                     |                |                            | Swivel                                | Rigid          | +Color        |
| 8"                    | 2"          | Yoke Only           |                |                            | 37ZZ80JZ8319YY                        | 38ZZ80JZ8319YY |               |
|                       |             | Neo-Energizer™      | 600            | 04,09,64,57,12             | 37EN80JB##19YY                        | 38EN80JB##19YY |               |
|                       |             | Nomadic™            | 700            | 04,09,48,60,57,12          | 37NM80J+##19YY                        | 38NM80J+##19YY | A,I           |
|                       |             | Rubber on Nylon     | 600            | 04,09,48,60,57,12          | 37NR80JB##19YY                        | 38NR80JB##19YY |               |
|                       |             | Dura Cushion™       | 450            | 04,09,63,57,12             | 37BC80J+##19YY                        | 38BC80J+##19YY | X,Z           |
|                       |             | Eco-Rubber          | 450            | 53,P3                      | 37SN80UC##19YY                        | 38SN80UC##19YY |               |
|                       |             | Rubber on Aluminum  | 600            | 04,09,48,60,57,12          | 37RA80JB##19YY                        | 38RA80JB##19YY |               |
|                       |             | Mold-On Rubber      | 600            | 04,09,48,60,57,12          | 37RS80JB##19YY                        | 38RS80JB##19YY |               |
|                       |             | Supreme Rubber      | 700            | 04,09,63,57,12             | 37RH80JS##19YY                        | 38RH80JS##19YY |               |
|                       |             | Blue Ergo™          | 600            |                            | 37BL80JL6319YY                        | 38BL80JL6319YY |               |
|                       |             | Thermo-Pro™         | 600            | 04,09,60,63,48,57,12       | 37TP80J+##19YY                        | 38TP80J+##19YY | A,I,T,X,Y,Z   |
|                       |             | Polyolefin          | 700            | 04,09,60,53,P3,48,57,90,12 | 37PO80J+##19YY                        | 38PO80J+##19YY | B,E           |
|                       |             | Nylon               | 700            | 04,09,63,57,12             | 37NY80JE##19YY                        | 38NY80JE##19YY |               |
|                       |             | Ironman             | 700            | 65,73                      | 37NX80JB##19YY                        | 38NX80JB##19YY |               |
|                       |             | RokHard™            | 700            | 04,09,48,60,57,12          | 37HI80JB##19YY                        | 38HI80JB##19YY |               |
|                       |             | BrimStone™          | 700            | 04,09,60,90                | 37GN80J+##19YY                        | 38GN80J+##19YY | B,Q           |
|                       |             | Epoxy               | 700            | 04,09                      | 37OV80JQ##19YY                        | 38OV80JQ##19YY |               |
|                       |             | MaxRok™             | 700            | 04,09,49,57,12             | 37MA80JB##19YY                        | 38MA80JB##19YY |               |
|                       |             | Phenolic            | 700            | 04,09,48,60,57,12          | 37PH80JB##19YY                        | 38PH80JB##19YY |               |
|                       |             | High-Temp Phenolic  | 700            | 04,09,90                   | 37HT80JQ##19YY                        | 38HT80JQ##19YY |               |
|                       |             | Poly MaxRok™        | 700            | 04,09,48,60,57,12          | 37MU80J+##19YY                        | 38MU80J+##19YY | G,K           |
|                       |             | Polygon AL™         | 700            | 04,09,48,60,57,12          | 37PA80J+##19YY                        | 38PA80J+##19YY | N,R           |
|                       |             | DW-Black            | 700            |                            | 37DW80JLT319YY                        | 38DW80JLT319YY |               |
|                       |             | DW-Red              | 700            |                            | 37DW80JRT319YY                        | 38DW80JRT319YY |               |
|                       |             | DW-Blue             | 700            |                            | 37DW80JBT319YY                        | 38DW80JBT319YY |               |
|                       |             | DW-Gray             | 700            |                            | 37DW80JGT319YY                        | 38DW80JGT319YY |               |
|                       |             | Crown DW-Red        | 700            |                            | 37DW80XRT319YY                        | 38DW80XRT319YY |               |
|                       |             | Crown DW-Blue       | 700            |                            | 37DW80XBT319YY                        | 38DW80XBT319YY |               |
|                       |             | Poly-Pro™           | 700            | 04,09,48,60,63,57,12       | 37PP80J+##19YY                        | 38PP80J+##19YY | C,D,I,K,M,U,W |
|                       |             |                     | 700            |                            | 37PP80JP4919YY                        | 38PP80JP4919YY |               |
|                       |             |                     | 700            |                            | 37PP80JH6319YY                        | 38PP80JH6319YY |               |
|                       |             | Polymadic™          | 700            | 04,09,48,60,63,57,12       | 37PM80J+##19YY                        | 38PM80J+##19YY | I,M           |
|                       |             | Polyon™             | 700            |                            | 37PU80JV6319YY                        | 38PU80JV6319YY |               |
|                       |             |                     | 700            | 04,09,48,60,57,12          | 37PU80J+##19YY                        | 38PU80J+##19YY | G,V           |
|                       |             | EnergySaver Polyon™ | 700            | 04,09,48,60,57,12          | 37SW80JU##19YY                        | 38SW80JU##19YY |               |
|                       |             | PolyFlexon™ Cast    | 700            |                            | 37RP80JK6319YY                        | 38RP80JK6319YY |               |
|                       |             | PolyFlexon™         | 700            |                            | 37UA80J+6419YY                        | 38UA80J+6419YY | N,O           |
|                       |             | D-Polygon           | 700            |                            | 37UD80JL6419YY                        | 38UD80JL6419YY |               |
|                       |             | Ultraflex™          | 700            |                            | 37UX80JO6419YY                        | 38UX80JO6419YY |               |
|                       |             | Champion            | 700            |                            | 37CP80JN6419YY                        | 38CP80JN6419YY |               |
|                       |             | DuraLastomer™       | 700            | 09,48,60,57,12             | 37SU80JL##19YY                        | 38SU80JL##19YY |               |
|                       |             | Super Elastomer     | 700            |                            | 37SX80JI6419YY                        | 38SX80JI6419YY |               |
| ErgoLastomer™         | 700         | 04,09,64,57,12      | 37HU80JI##19YY | 38HU80JI##19YY             |                                       |                |               |
| Titan™ Ploymer        | 700         |                     | 37PX80JO6319YY | 38PX80JO6319YY             |                                       |                |               |
| Conquer™              | 700         |                     | 37CQ80JR6419YY | 38CQ80JR6419YY             |                                       |                |               |
|                       | 700         |                     | 37CQ80JL6419YY | 38CQ80JL6419YY             |                                       |                |               |
| Semi-Steel            | 700         | 04,09,48,60,57,12   | 37SS80JS##19YY | 38SS80JS##19YY             |                                       |                |               |
| Heavy Duty Iron       | 700         | 04,09,48,60,57,12   | 37HS80JS##19YY | 38HS80JS##19YY             | S=Flat Tread;<br>X=Crown Tread        |                |               |
|                       | 700         | 04,09,48,60,57,12   | 37HS80JX##19YY | 38HS80JX##19YY             |                                       |                |               |
| Ductile               | 700         | 04,09,48,60,B1,B5   | 37DS80JR##19YY | 38DS80JR##19YY             |                                       |                |               |
| EnergySaver Ductile™  | 700         | 04,09,48,60,B1,B5   | 37CD80JR##19YY | 38CD80JR##19YY             |                                       |                |               |
| Forged Steel          | 700         | 04,09,63,B1,B5      | 37FS80JS##19YY | 38FS80JS##19YY             | S=Flat Tread;<br>X=Crown Tread        |                |               |
|                       | 700         |                     | 37FS80JX4P19YY | 38FS80JX4P19YY             |                                       |                |               |
| Ironman™ V-Groove     | 700         |                     | 37NV80JT4P19YY | 38NV80JT4P19YY             |                                       |                |               |
| Iron V-Groove         | 700         | 04,09,48,60,57,12   | 37VG80JT##19YY | 38VG80JT##19YY             |                                       |                |               |
| Conductive Nylon      | 700         |                     | 37CY80JI6219YY | 38CY80JI6219YY             |                                       |                |               |
| Conductive Ultraflex™ | 700         |                     | 37CX80JL6419YY | 38CX80JL6419YY             |                                       |                |               |

\*Springs must be replaced on a regular basis depends on application.

\*Spring life is not under warranty.





# 6S/6R Heavy Duty Spring - Loaded Kingpinless Casters


- Swivel raceway machined from ASTM1045 steel and hardened for extreme wear and greater load capacity
- 5/16" compression at 500LB, Ultimate compress 3/4" at 1100LB
- 13/32" thick steel legs and double welded to yoke base
- Face contact brake is available
- 4-Positional lock available
- 13/32" thick top plate
- 3/4" axle with nut
- Zinc plated finish

6S/6R SERIES • CAPACITY 1100

6SPX10KO7025YY



6SPX10KO7025YY-0F0000



| Top Plate Specifications |                          |   |                    |
|--------------------------|--------------------------|---|--------------------|
| Plate Code               | Overall Size             | Bolt Hole Pattern                             | Mounting Bolt Size |
| 25                       | 5-1/4" x 7-1/4"          | 2-7/16" x 4-15/16" slotted to 3-3/8" x 5-1/4" | 1/2"               |
| Wheel Diameter           | Overall Height(unloaded) | Swivel Radius                                 |                    |
| 8"                       | 11-1/4"                  | 8"  |                    |
| 10"                      | 13-1/4"                  | 9"  |                    |
| 12"                      | 15-1/4"                  | 10"   |                    |



6S/6R SERIES • CAPACITY 1100

| Wheel Diameter | Tread Width | Wheel Type            | Load Capacity | Swivel caster part number shown below; to order Rigid casters change part number prefix S6 to R6 |                     |                 |           | +Color |
|----------------|-------------|-----------------------|---------------|--|---------------------|-----------------|-----------|--------|
|                |             |                       |               | Roller Bearings 24   | Sealed Precision BB | Tapered Bearing | *Load Cap |        |
|                |             |                       |               | Add options by replacing YY in part number with option designators.                              |                     |                 |           |        |
| 8"             | 2-1/2"      | Yoke only             |               | 6SZZ80KZ8825YY   |                     |                 |           | G,V    |
|                |             | Neo-Energizer         | 1100          | 6SEN80KB2325YY   | 6SEN80KB8925YY      |                 |           |        |
|                |             | Mold-On Rubber        | 850           | 6SRS80KB2325YY   | 6SRS80KB8925YY      |                 |           |        |
|                |             | Phenolic              | 1100          | 6SPH80KB2325YY   | 6SPH80KB8925YY      |                 |           |        |
|                |             | Polyon™               | 1100          | 6SPU80K+2325YY   | 6SPU80K+8925YY      |                 |           |        |
|                |             | EnergySaver Polyon™   | 1100          | 6SSW80KU2325YY   | 6SSW80KU8925YY      | 6SSW80KU7025YY  |           |        |
|                |             | ErgoLastomer™         | 1100          |  | 6SHU80KI6525YY      |                 |           |        |
|                |             | Titan Polymer™        | 1100          |  |                     | 6SPX80KO7025YY  |           |        |
|                |             | Semi-Steel            | 1100          | 6SSS80KS2325YY   | 6SSS80KS8925YY      |                 |           |        |
|                |             | Ductile               | 1100          | 6SDS80KR2325YY   | 6SDS80KR8925YY      | 6SDS80KR7025YY  |           |        |
|                |             | EnergySaver Ductile™  | 1100          | 6SCD80KR2325YY   | 6SCD80KR8925YY      | 6SCD80KR7025YY  |           |        |
|                |             | Iron V-Groove         | 1100          | 6SVG80KT2325YY   | 6SVG80KT8925YY      |                 |           |        |
|                |             | Ductile Iron V-Groove | 1100          | 6SDV80KT2325YY   | 6SDV80KT8925YY      | 6SDV80KT7025YY  |           |        |
| 10"            | 2-1/2"      | Yoke only             |               | S6ZZ10KZ8825YY   |                     |                 |           | G,V    |
|                |             | Mold-On Rubber        | 1000          | 6SRS10KB2325YY   | 6SRS10KB8925YY      |                 |           |        |
|                |             | Phenolic              | 1100          | 6SPH10KB2325YY   | 6SPH10KB8925YY      |                 |           |        |
|                |             | Polyon™               | 1100          | 6SPU10K+2325YY   | 6SPU10K+8925YY      |                 |           |        |
|                |             | EnergySaver Polyon™   | 1100          | 6SSW10KU2325YY   | 6SSW10KU8925YY      | S6SW10KU7025YY  |           |        |
|                |             | Titan Polymer™        | 1100          |  |                     | S6PX10KO7025YY  |           |        |
|                |             | Semi-Steel            | 1100          | 6SSS10KS2325YY   | 6SSS10KS8925YY      |                 |           |        |
|                |             | Ductile               | 1100          | 6SDS10KR2325YY   | 6SDS10KR8925YY      |                 |           |        |
| 12"            | 2-1/2"      | Yoke only             |               | S6ZZ12KZ8825YY   |                     |                 |           | G,V    |
|                |             | Mold-On rubber        | 1100          | 6SRS12KB2325YY   | 6SRS12KB8925YY      |                 |           |        |
|                |             | Phenolic              | 1100          | 6SPH12KB2325YY   | 6SPH12KB8925YY      |                 |           |        |
|                |             | Polyon™               | 1100          | 6SPU12KB2325YY   | 6SPU12KB8925YY      |                 |           |        |
|                |             | EnergySaver Polyon™   | 1100          | 6SSW12KU2325YY   | 6SSW12KU8925YY      |                 |           |        |
|                |             | Titan Polymer™        | 1100          |  |                     | S6PX12KO7025YY  |           |        |
|                |             | Semi-Steel            | 1100          | 6SSS12KS2325YY   | 6SSS12KS8925YY      |                 |           |        |



59, T5 SERIES • CAPACITY 500

# 59, T5 Roadie - The Ultimate Case Caster

Swivel and Total Lock

- Ultra Strong, soft and flexible Elastomer wheel
- Roller bearings for excessive abuse
- 1/2" axle with grease fitting

T5RD40SUS310YY

59RD40SUS310YY



### Top Plate Specifications

| Plate Code | Overall Size | Bolt Hole Pattern          | Mounting bolt Size |
|------------|--------------|----------------------------|--------------------|
| 10         | 85mm x 103mm | 60mm x 80mm                | 8mm                |
| 17         | 4" x 4-1/2"  | 2-5/8" x 3-5/8" to 3" x 3" | 3/8"               |

| Wheel Dia. | Tread Width | Load Capacity | Bearing Type | Overall Height | Swivel         | Swivel Radius | Total Lock     | Swivel Radius |
|------------|-------------|---------------|--------------|----------------|----------------|---------------|----------------|---------------|
| 4"         | 1-3/8"      | 500           | Roller       | 5-5/16"        | 59RD40SUS3**YY | 3-3/4"        | T5RD40SUS3**YY | 5"            |

## Black Finished Caster

- Semi-gloss black finished for attractive appearance and corrosion resistance
- In stock and available in various series and sizes
- Various fastening patterns available
- For wheel selections, please refer to it series

03PO20IB8106RY



5AMA30IB0812RY



08SR20AI8053XY



07PO50GB82ZZYY



07HR50GB82ZZHY



LV0600V3



27NR50JB0417TY



13TP50GI4406YY





SC SERIES • CAPACITY 1600

# Scaffold Casters

- Deep toothed gears for swivel lock and wheel simultaneously
- Integrated brake arm with fork legs
- Zinc plated finish

**Warning:**

DO NOT RIDE ROLLING TOWERS.  
 Check that caster is securely locked before climbing scaffolding.  
 Do not attempt to use if caster is faulty or has not been properly maintained.

SCHR50GB821075275RD




SCHR50GB821250400SQ



| Wheel Dia. | Tread Width | Wheel Type  | Load Capacity | Bearing Type | Part #              | O.A.H. | Swivel Radius |
|------------|-------------|-------------|---------------|--------------|---------------------|--------|---------------|
| 5"         | 1-1/4"      | Hard Rubber | 250           | Bushing      | SCHR50GB821075275RD | 6-1/4" | 4-1/4"        |
|            |             |             |               |              | SCHR50GB821250400SQ |        |               |

SCRS80JB041384

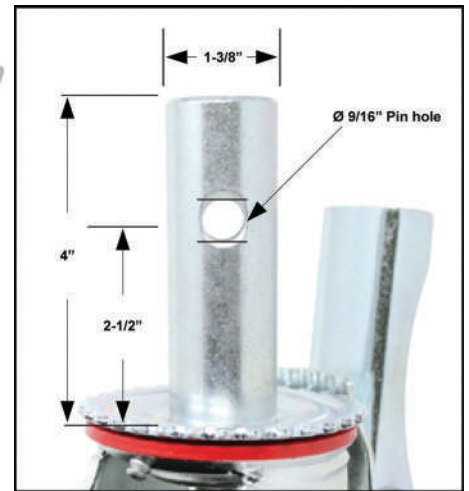


| Wheel Dia. | Tread Width | Wheel Type     | Load Capacity | Bearing Type | Part #         | O.A.H.  | Swivel Radius | Wheel Color |
|------------|-------------|----------------|---------------|--------------|----------------|---------|---------------|-------------|
| 6"         | 2"          | Mold on Rubber | 440           | Roller       | SCRS60JB041254 | 7-5/16" | 5"            |             |
|            |             | Polyon™        | 440           | Roller       | SCPU60J+041254 |         |               | G,V         |
|            |             | Poly-Pro™      | 440           | Roller       | SCPP60J+041254 |         |               | D,I,K,M,U,W |
| 8"         | 2"          | Mold on Rubber | 550           | Roller       | SCRS80JB041254 | 9       | 6-3/8         |             |
|            |             | Polyon™        | 550           | Roller       | SCPU80J+041254 |         |               | G,V         |
|            |             | Poly-Pro™      | 550           | Roller       | SCPP80J+041254 |         |               | D,I,K,M,U,W |




SCPP80JK041254

SCRS80LB241384



| Wheel Dia. | Tread Width | Wheel Type     | Load Capacity | Bearing Type | Part #         | O.A.H. | Swivel Radius | Wheel Color |
|------------|-------------|----------------|---------------|--------------|----------------|--------|---------------|-------------|
| 6"         | 2"          | Mold on Rubber | 440           | Roller       | SCRS60JB041384 | 7-5/16 | 5             |             |
|            |             | Polyon™        | 440           | Roller       | SCPU60J+041384 |        |               | G,V         |
|            |             | Poly-Pro™      | 440           | Roller       | SCPP60J+041384 |        |               | D,I,K,M,U,W |
| 8"         | 2"          | Mold on Rubber | 550           | Roller       | SCRS80JB041384 | 9-1/2  | 6             |             |
|            |             | Polyon™        | 550           | Roller       | SCPU80J+041384 |        |               | G,V         |
|            |             | Poly-Pro™      | 550           | Roller       | SCPP80J+041384 |        |               | D,I,K,M,U,W |

SCRA12QI241384



| Wheel Dia. | Tread Width | Wheel Type         | Load Capacity | Bearing Type | Part #         | O.A.H.  | Swivel Radius | Wheel Color |
|------------|-------------|--------------------|---------------|--------------|----------------|---------|---------------|-------------|
| 8"         | 3"          | Mold on Rubber     | 850           | Roller       | SCRS80LB241384 | 10-1/4" | 6-1/2"        |             |
|            |             | Polyon™            | 1300          |              | SCPU80L+241384 |         |               | G,V         |
| 10"        | 3"          | Rubber on aluminum | 1000          | Roller       | SCRA10LI241384 | 12-1/4" | 8"            |             |
|            |             | Mold on Rubber     |               |              | SCRS10LB241384 |         |               | G,V         |
|            |             | Polyon™            | 1500          |              | SCPU10L+241384 |         |               |             |
| 12"        | 3"          | Rubber on aluminum | 1150          | Roller       | SCRA12LI241384 | 14-1/2" | 9"            |             |
|            |             | Mold on Rubber     |               |              | SCRS12LB241384 |         |               | G,V         |
|            |             | Polyon™            | 1600          |              | SCPU12L+241384 |         |               |             |

SC SERIES • CAPACITY 1600



# Adjustable Height Casters

- Adjustable heights for various reasons, such as cleaning, uneven floor, etc.
- Fit into variety of brake designs
- 1-5/8" adjustable leg
- Zinc plated finish

75PO40GB82F1-0H0000

75PP40GT47F1YY

75PO40GB82H5-0T0000



| Swivel Radius |          |          |        |
|---------------|----------|----------|--------|
| Size          | #75      | #T3      | #17    |
| 3"            | 3"       | 4-5/8"   | 4-3/8" |
| 4"            | 3-13/32" | 4-23/32" | 4-3/8" |
| 5"            | 4"       | 4-23/32" | 4-3/8" |

### Fastening Options and Adjustable Range

Replace \*\* in part number with desired plate mount or stem mounted adjustable leg code

| Fastener Code | Plate Size      | Bolt Hole Pattern                  | Height Extension Range | Leg Length |
|---------------|-----------------|------------------------------------|------------------------|------------|
| E1            | 2-3/4" x 3-5/8" | 1-3/4" x 2-7/8" to 3"              | 3/4"                   | 1-25/32"   |
| E2            |                 |                                    | 3/4"                   | 1-15/16"   |
| E3            |                 |                                    | 7/8"                   | 3-9/16"    |
| E4            |                 |                                    | 1-5/8"                 | 3-9/16"    |
| E5            |                 |                                    | 1/2"                   | 1-3/8"     |
| F1            | 3-1/2" X 3-1/2" | 2-5/8" X 2-5/8" to 2-3/4" X 2-3/4" | 3/4"                   | 1-25/32"   |
| F2            |                 |                                    | 3/4"                   | 1-15/16"   |
| F3            |                 |                                    | 7/8"                   | 3-9/16"    |
| F4            |                 |                                    | 1-1/4"                 | 3-9/16"    |
| F5            |                 |                                    | 1/2"                   | 1-3/8"     |

| Wheel Dia. | Adjustable Stem | Height             |           |                        |           |                        |           |
|------------|-----------------|--------------------|-----------|------------------------|-----------|------------------------|-----------|
|            |                 | #75 Series(Swivel) |           | #T3 Series(Total Lock) |           | #17 Series(Total Lock) |           |
|            |                 | Min.               | Max.      | Min.                   | Max.      | Min.                   | Max.      |
| 3"         | E1              | 5-29/32"           | 6-21/32"  | 5-29/32"               | 6-21/32"  | 6-1/32"                | 6-25/32"  |
|            | E2              | 6-1/16"            | 6-13/16"  | 6-1/16"                | 6-13/16"  | 6-3/16"                | 6-15/16"  |
|            | E3              | 7-11/16"           | 8-9/16"   | 7-11/16"               | 8-9/16"   | 7-13/16"               | 8-11/16"  |
|            | E4              | 7-11/16"           | 9-5/16"   | 7-11/16"               | 9-5/16"   | 7-13/16"               | 9-7/16"   |
|            | E5              | 5-1/2"             | 6"        | 5-1/2"                 | 6"        | 5-5/8"                 | 6-1/8"    |
|            | F1              | 5-29/32"           | 6-21/32"  | 5-29/32"               | 6-21/32"  | 6-1/32"                | 6-25/32"  |
|            | F2              | 6-1/16"            | 6-13/16"  | 6-1/16"                | 6-13/16"  | 6-3/16"                | 6-15/16"  |
|            | F3              | 7-11/16"           | 8-9/16"   | 7-11/16"               | 8-9/16"   | 7-13/16"               | 8-11/16"  |
|            | F4              | 7-11/16"           | 9-5/16"   | 7-11/16"               | 9-5/16"   | 7-13/16"               | 9-7/16"   |
|            | F5              | 5-1/2"             | 6"        | 5-1/2"                 | 6"        | 5-5/8"                 | 6-1/8"    |
| 3-1/2"     | E1              | 6-11/32"           | 7-3/32"   | 6-11/32"               | 7-3/32"   | 6-13/32"               | 7-5/32"   |
|            | E2              | 6-1/2"             | 7-1/4"    | 6-1/2"                 | 7-1/4"    | 6-9/16"                | 7-5/16"   |
|            | E3              | 8-1/8"             | 9"        | 8-1/8"                 | 9"        | 8-3/16"                | 9-1/16"   |
|            | E4              | 8-1/8"             | 9-3/4"    | 8-1/8"                 | 9-3/4"    | 8-3/16"                | 9-13/16"  |
|            | E5              | 5-15/16"           | 6-7/16"   | 5-15/16"               | 6-7/16"   | 6"                     | 6-1/2"    |
|            | F1              | 6-11/32"           | 7-3/32"   | 6-11/32"               | 7-3/32"   | 6-13/32"               | 7-5/32"   |
|            | F2              | 6-1/2"             | 7-1/4"    | 6-1/2"                 | 7-1/4"    | 6-9/16"                | 7-5/16"   |
|            | F3              | 8-1/8"             | 9"        | 8-1/8"                 | 9"        | 8-3/16"                | 9-1/16"   |
|            | F4              | 8-1/8"             | 9-3/4"    | 8-1/8"                 | 9-3/4"    | 8-3/16"                | 9-13/16"  |
|            | F5              | 5-15/16"           | 6-7/16"   | 5-15/16"               | 6-7/16"   | 6"                     | 6-1/2"    |
| 4"         | E1              | 6-29/32"           | 7-21/32"  | 6-29/32"               | 7-21/32"  | 6-29/32"               | 7-21/32"  |
|            | E2              | 7-1/16"            | 7-13/16"  | 7-1/16"                | 7-13/16"  | 7-1/16"                | 7-13/16"  |
|            | E3              | 8-11/16"           | 9-9/16"   | 8-11/16"               | 9-9/16"   | 8-11/16"               | 9-9/16"   |
|            | E4              | 8-11/16"           | 10-5/16"  | 8-11/16"               | 10-5/16"  | 8-11/16"               | 10-5/16"  |
|            | E5              | 6-1/2"             | 7"        | 6-1/2"                 | 7"        | 6-1/2"                 | 7"        |
|            | F1              | 6-29/32"           | 7-21/32"  | 6-29/32"               | 7-21/32"  | 6-29/32"               | 7-21/32"  |
|            | F2              | 7-1/16"            | 7-13/16"  | 7-1/16"                | 7-13/16"  | 7-1/16"                | 7-13/16"  |
|            | F3              | 8-11/16"           | 9-9/16"   | 8-11/16"               | 9-9/16"   | 8-11/16"               | 9-9/16"   |
|            | F4              | 8-11/16"           | 10-5/16"  | 8-11/16"               | 10-5/16"  | 8-11/16"               | 10-5/16"  |
|            | F5              | 6-1/2"             | 7"        | 6-1/2"                 | 7"        | 6-1/2"                 | 7"        |
| 5"         | E1              | 8-1/32"            | 8-25/32"  | 8-1/32"                | 8-25/32"  | 8-1/32"                | 8-25/32"  |
|            | E2              | 8-3/16"            | 8-15/16"  | 8-3/16"                | 8-15/16"  | 8-3/16"                | 8-15/16"  |
|            | E3              | 9-13/16"           | 10-11/16" | 9-13/16"               | 10-11/16" | 9-13/16"               | 10-11/16" |
|            | E4              | 9-13/16"           | 11-7/16"  | 9-13/16"               | 11-7/16"  | 9-13/16"               | 11-7/16"  |
|            | E5              | 7-5/8"             | 8-1/8"    | 7-5/8"                 | 8-1/8"    | 7-5/8"                 | 8-1/8"    |
|            | F1              | 8-1/32"            | 8-25/32"  | 8-1/32"                | 8-25/32"  | 8-1/32"                | 8-25/32"  |
|            | F2              | 8-3/16"            | 8-15/16"  | 8-3/16"                | 8-15/16"  | 8-3/16"                | 8-15/16"  |
|            | F3              | 9-13/16"           | 10-11/16" | 9-13/16"               | 10-11/16" | 9-13/16"               | 10-11/16" |
|            | F4              | 9-13/16"           | 11-7/16"  | 9-13/16"               | 11-7/16"  | 9-13/16"               | 11-7/16"  |
|            | F5              | 7-5/8"             | 8-1/8"    | 7-5/8"                 | 8-1/8"    | 7-5/8"                 | 8-1/8"    |



ADJUSTABLE SERIES • CAPACITY 300

| Wheel Dia       | Tread Width    | Wheel Type        | Load Capacity  | Bearing Type   | T3 Series Swivel Caster | 17 Series Swivel Caster | 75 Series Swivel Caster | Color           |  |
|-----------------|----------------|-------------------|----------------|----------------|-------------------------|-------------------------|-------------------------|-----------------|--|
| 3"              | 1-1/4"         | Yoke and axle/nut |                |                |                         | T3ZZ30GZ82**YAN         | 17ZZ30GZ82**YAN         | 75ZZ30GZ82**YAN |  |
|                 |                | Soft Rubber       | 300            | Plain          | T3SR30GB82**YY          | 17SR30GB82**YY          | 75SR30GB82**YY          |                 |  |
|                 |                |                   |                | Ball           | T3SR30GB42**YY          | 17SR30GB42**YY          | 75SR30GB42**YY          |                 |  |
|                 |                | Normadic™         | 300            | Delrin         | T3NM30GI5A**YY          | 17NM30GI5A**YY          | 75NM30GI5A**YY          |                 |  |
|                 |                |                   |                | Annular        | T3NM30GI43**YY          | 17NM30GI43**YY          | 75NM30GI43**YY          |                 |  |
|                 |                | Thermo-Pro™       | 210            | Precision      | T3TP30GI44**YY          | 17TP30GI44**YY          | 75TP30GI44**YY          | T,Y             |  |
|                 |                |                   |                | Precision      | T3TP30G+47**YY          | 17TP30G+47**YY          | 75TP30G+47**YY          |                 |  |
|                 |                |                   |                | Sleeve         | T3TP30G+90**YY          | 17TP30G+90**YY          | 75TP30G+90**YY          |                 |  |
|                 |                | Poly-Pro™         | 300            | Ball           | T3PP30G+42**YY          | 17PP30G+42**YY          | 75PP30G+42**YY          | K,W             |  |
|                 |                |                   |                | Precision      | T3PP30G+44**YY          | 17PP30G+44**YY          | 75PP30G+44**YY          | A,D,I,K,S       |  |
|                 |                |                   |                |                | T3PP30G+47**YY          | 17PP30G+47**YY          | 75PP30G+47**YY          |                 |  |
|                 |                |                   |                | Delrin         | T3PP30G+55**YY          | 17PP30G+55**YY          | 75PP30G+55**YY          | K,W,P           |  |
|                 |                | Polymadic™        | 300            | Sleeve         | T3PP30G+90**YY          | 17PP30G+90**YY          | 75PP30G+90**YY          | T,Y             |  |
|                 |                |                   |                | Delrin         | T3PM30GM5A**YY          | 17PM30GM5A**YY          | 75PM30GM5A**YY          |                 |  |
|                 |                | Polyon AL™        | 350            | Annular        | T3PM30GM43**YY          | 17PM30GM43**YY          | 75PM30GM43**YY          |                 |  |
|                 |                |                   |                | Annular        | T3PA30GL43**YY          | 17PA30GL43**YY          | 75PA30GL43**YY          |                 |  |
|                 |                | Hard Rubber       | 300            | Ball           | T3HR30GB42**YY          | 17HR30GB42**YY          | 75HR30GB42**YY          |                 |  |
|                 |                |                   |                | Plain          | T3HR30GB82**YY          | 17HR30GB82**YY          | 75HR30GB82**YY          |                 |  |
|                 |                | GRAYROK™          | 300            | Plain          | T3RK30GI82**YY          | 17RK30GI82**YY          | 75RK30GI82**YY          |                 |  |
|                 |                | Polyolefin        | 250            | Plain          | T3PO30G+82**YY          | 17PO30G+82**YY          | 75PO30G+82**YY          | B,Z             |  |
| 300             | Sleeve         |                   | T3PO30G+90**YY | 17PO30G+90**YY | 75PO30G+90**YY          | J,Z                     |                         |                 |  |
|                 | Ball           |                   | T3PO30GZ42**YY | 17PO30GZ42**YY | 75PO30GZ42**YY          |                         |                         |                 |  |
| H.D. Polyolefin | 300            | Plain             | T3HP30G+82**YY | 17HP30G+82**YY | 75HP30G+82**YY          |                         |                         |                 |  |
| 3-1/2"          | 1-1/4"         | yoke and axle/nut |                |                |                         | T3ZZ35GZ82**YAN         | 17ZZ35GZ82**YAN         | 75ZZ35GZ82**YAN |  |
|                 |                | Soft Rubber       | 350            | Plain          | T3SR35GB82**YY          | 17SR35GB82**YY          | 75SR35GB82**YY          |                 |  |
|                 |                | Rubber/Alu        | 250            | Annular        | T3RA35GI43**YY          | 17RA35GI43**YY          | 75RA35GI43**YY          |                 |  |
|                 |                | Nomadic™          | 300            | Delrin         | T3NM35G+5A**YY          | 17NM35G+5A**YY          | 75NM35GI5A**YY          | I, L            |  |
|                 |                |                   |                | Annular        | T3NM35GI43**YY          | 17NM35GI43**YY          | 75NM35GI43**YY          |                 |  |
|                 |                | Thermo-Pro™       | 230            | Precision      | T3TP35GI44**YY          | 17TP35GI44**YY          | 75TP35GI44**YY          | T,Y             |  |
|                 |                |                   |                | Precision      | T3TP35G+47**YY          | 17TP35G+47**YY          | 75TP35G+47**YY          |                 |  |
|                 |                |                   |                | Sleeve         | T3TP35G+90**YY          | 17TP35G+90**YY          | 75TP35G+90**YY          |                 |  |
|                 |                | Poly-Pro™         | 300            | Ball           | T3PP35G+42**YY          | 17PP35G+42**YY          | 75PP35G+42**YY          | K,W,P           |  |
|                 |                |                   |                | Precision      | T3PP35G+44**YY          | 17PP35G+44**YY          | 75PP35G+44**YY          | A,D,I,K,S       |  |
|                 |                |                   |                |                | T3PP35G+47**YY          | 17PP35G+47**YY          | 75PP35G+47**YY          | T,Y             |  |
|                 |                |                   |                | Delrin         | T3PP35G+55**YY          | 17PP35G+55**YY          | 75PP35G+55**YY          | K.W.P           |  |
|                 |                | Polymadic™        | 325            | Sleeve         | T3PP35G+90**YY          | 17PP35G+90**YY          | 75PP35G+90**YY          | T,Y             |  |
|                 |                |                   |                | Delrin         | T3PM35GM5A**YY          | 17PM35GM5A**YY          | 75PM35GM5A**YY          |                 |  |
|                 |                | Polyon AL™        | 350            | Annular        | T3PM35GM43**YY          | 17PM35GM43**YY          | 75PM35GM43**YY          |                 |  |
|                 |                |                   |                | Annular        | T3PA35G+43**YY          | 17PA35G+43**YY          | 75PA35GL43**YY          | L, M            |  |
|                 |                | Hard Rubber       | 300            | Plain          | T3HR35GB82**YY          | 17HR35GB82**YY          | 75HR35GB82**YY          |                 |  |
|                 |                |                   |                | Ball           | T3HR35GB42**YY          | 17HR35GB42**YY          | 75HR35GB42**YY          |                 |  |
|                 |                | Polyolefin        | 300            | Plain          | T3PO35GZ82**YY          | 17PO35GZ82**YY          | 75PO35G+82**YY          |                 |  |
|                 |                |                   |                | Sleeve         | T3PO35GJ90**YY          | 17PO35GJ90**YY          | 75PO35G+90**YY          | B,Z             |  |
| Ball            | T3PO35GZ42**YY |                   |                | 17PO35GZ42**YY | 75PO35GZ42**YY          | J,Z                     |                         |                 |  |
| H.D. Polyolefin | 350            | Plain             | T3PH35GB99**YY | 17PH35GB99**YY | 75HP35G+82**YY          | B, E                    |                         |                 |  |





| Wheel Dia | Tread Width | Wheel Type        | Load Capacity | Bearing Type | T3 Series Swivel Caster | 17 Series Swivel Caster | 75 Series Swivel Caster | Color           |  |
|-----------|-------------|-------------------|---------------|--------------|-------------------------|-------------------------|-------------------------|-----------------|--|
| 4"        | 1-1/4"      | Yoke and axle/nut |               |              |                         | T3ZZ40GZ82**YAN         | 17ZZ40GZ82**YAN         | 75ZZ40GZ82**YAN |  |
|           |             | Soft Rubber       | 350           | Plain        | T3SR40GB82**YY          | 17SR40GB82**YY          | 75SR40GB82**YY          |                 |  |
|           |             |                   | 350           | Ball         | T3SR40GB42**YY          | 17SR40GB42**YY          | 75SR40GB42**YY          |                 |  |
|           |             | Rubber/Alu        | 250           | Annular      | T3RA40GI43**YY          | 17RA40GI43**YY          | 75RA40GI43**YY          |                 |  |
|           |             | Normadic™         | 300           | Delrin       | T3NM40GI5A**YY          | 17NM40GI5A**YY          | 75NM40GI5A**YY          |                 |  |
|           |             |                   |               | Annular      | T3NM40GI43**YY          | 17NM40GI43**YY          | 75NM40GI43**YY          |                 |  |
|           |             | Conductive        | 250           | Precision    | T3CN40GI44**YY          | 17CN40GI44**YY          | 75CN40GI44**YY          |                 |  |
|           |             | Thermo-Pro™       | 250           | Precision    | T3TP40GI44**YY          | 17TP40GI44**YY          | 75TP40GI44**YY          |                 |  |
|           |             |                   |               | Precision    | T3TP40G+47**YY          | 17TP40G+47**YY          | 75TP40G+47**YY          | T,Y             |  |
|           |             |                   |               | Sleeve       | T3TP40G+90**YY          | 17TP40G+90**YY          | 75TP40G+90**YY          | T,Y             |  |
|           |             | Poly-Pro™         | 350           | Ball         | T3PP40G+42**YY          | 17PP40G+42**YY          | 75PP40G+42**YY          | W,K,P           |  |
|           |             |                   |               | Precision    | T3PP40G+44**YY          | 17PP40G+44**YY          | 75PP40G+44**YY          |                 |  |
|           |             |                   |               |              | T3PP40G+47**YY          | 17PP40G+47**YY          | 75PP40G+47**YY          |                 |  |
|           |             |                   |               | Delrin       | T3PP40G+55**YY          | 17PP40G+55**YY          | 75PP40G+55**YY          |                 |  |
|           |             | Polymadic™        | 350           | Sleeve       | T3PP40G+90**YY          | 17PP40G+90**YY          | 75PP40G+90**YY          |                 |  |
|           |             |                   |               | Delrin       | T3PM40GM5A**YY          | 17PM40GM5A**YY          | 75PM40GM5A**YY          |                 |  |
|           |             | Polyon AL™        | 350           | Annular      | T3PM40GM43**YY          | 17PM40GM43**YY          | 75PM40GM43**YY          |                 |  |
|           |             |                   |               | Annular      | T3PA40GL43**YY          | 17PA40GL43**YY          | 75PA40GL43**YY          |                 |  |
|           |             | Hard Rubber       | 350           | Plain        | T3HR40GB82**YY          | 17HR40GB82**YY          | 75HR40GB82**YY          |                 |  |
|           |             |                   |               | Ball         | T3HR40GB42**YY          | 17HR40GB42**YY          | 75HR40GB42**YY          |                 |  |
|           |             | Polyolefin        | 350           | Plain        | T3PO40G+82**YY          | 17PO40G+82**YY          | 75PO40G+82**YY          | B,Z             |  |
|           |             |                   |               | Sleeve       | T3PO40G+90**YY          | 17PO40G+90**YY          | 75PO40G+90**YY          | J,Z             |  |
|           |             |                   |               | Ball         | T3PO40GZ42**YY          | 17PO40GZ42**YY          | 75PO40GZ42**YY          |                 |  |
|           |             | H.D. Polyolefin   | 350           | Plain        | T3HP40G+82**YY          | 17HP40G+82**YY          | 75HP40G+82**YY          | B,E             |  |
| 5"        | 1-1/4"      | Yoke and axle/nut |               |              |                         | T3ZZ50GZ82**YAN         | 17ZZ50GZ82**YAN         | 75ZZ50GZ82**YAN |  |
|           |             | Soft Rubber       | 350           | Plain        | T3SR50GB82**YY          | 17SR50GB82**YY          | 75SR50GB82**YY          |                 |  |
|           |             |                   |               | Ball         | T3SR50GB42**YY          | 17SR50GB42**YY          | 75SR50GB42**YY          |                 |  |
|           |             | Rubber/Alu        | 275           | Annular      | T3RA50GI43**YY          | 17RA50GI43**YY          | 75RA50GI43**YY          |                 |  |
|           |             | Nomadic™          | 325           | Delrin       | T3NM50GI5A**YY          | 17NM50GI5A**YY          | 75NM50GI5A**YY          |                 |  |
|           |             |                   |               | Annular      | T3NM50GI43**YY          | 17NM50GI43**YY          | 75NM50GI43**YY          |                 |  |
|           |             | Conductive        | 275           | Precision    | T3CN50GI44**YY          | 17CN50GI44**yy          | 75CN50GI44**yy          |                 |  |
|           |             | Thermo-Pro™       | 300           | Precision    | T3TP50GI44**YY          | 17TP50GI44**YY          | 75TP50GI44**YY          |                 |  |
|           |             |                   |               | Precision    | T3TP50G+47**YY          | 17TP50G+47**YY          | 75TP50G+47**YY          | T,Y             |  |
|           |             |                   |               | Sleeve       | T3TP50G+90**YY          | 17TP50G+90**YY          | 75TP50G+90**YY          |                 |  |
|           |             | Poly-Pro™         | 350           | Ball         | T3PP50G+42**YY          | 17PP50G+42**YY          | 75PP50G+42**YY          | C,K,P,W         |  |
|           |             |                   |               | Precision    | T3PP50G+44**YY          | 17PP50G+44**YY          | 75PP50G+44**YY          | I,A,D,S         |  |
|           |             |                   |               | Precision    | T3PP50G+47**YY          | 17PP50G+47**YY          | 75PP50G+47**YY          |                 |  |
|           |             |                   |               | Delrin       | T3PP50G+55**YY          | 17PP50G+55**YY          | 75PP50G+55**YY          | C,K,P,W         |  |
|           |             | Polymadic™        | 350           | Sleeve       | T3PP50G+90**YY          | 17PP50G+90**YY          | 75PP50G+90**YY          | T,Y             |  |
|           |             |                   |               | Delrin       | T3PM50GM5A**YY          | 17PM50GM5A**YY          | 75PM50GM5A**YY          |                 |  |
|           |             | Polyon AL™        | 350           | Annular      | T3PM50GM43**YY          | 17PM50GM43**YY          | 75PM50GM43**YY          |                 |  |
|           |             |                   |               | Annular      | T3PA50GL43**YY          | 17PA50GL43**YY          | 75PA50GL43**YY          |                 |  |
|           |             | Hard Rubber       | 350           | Plain        | T3HR50GB82**YY          | 17HR50GB82**YY          | 75HR50GB82**YY          |                 |  |
|           |             |                   |               | Ball         | T3HR50GB42**YY          | 17HR50GB42**YY          | 75HR50GB42**YY          |                 |  |
|           |             | Polyolefin        | 350           | Plain        | T3PO50G+82**YY          | 17PO50G+82**YY          | 75PO50G+82**YY          | B,Z             |  |
|           |             |                   |               | Sleeve       | T3PO50G+90**YY          | 17PO50G+90**YY          | 75PO50G+90**YY          | J,Z             |  |
|           |             |                   |               | Ball         | T3PO50GZ42**YY          | 17PO50GZ42**YY          | 75PO50GZ42**YY          |                 |  |
|           |             | H.D. Polyolefin   | 350           | Plain        | T3HP50G+82**YY          | 17HP50G+82**YY          | 75HP50G+82**YY          | B,E             |  |

# Adjustable Height Casters Continued

- Adjustable heights for various reasons, such as cleaning uneven floor, etc.
- 1-5/8" and 2" O.D. Stainless steel adjustable legs
- Fit into variety of brake designs
- Zinc plated finish

75HP40GB47-0V0000

75PP40GT9047YY



ADJUSTABLE SERIES • CAPACITY 300

| 1-5/8" O.D. Caster Leg |             |   |   |            |             |              |               |                |                |
|------------------------|-------------|---|---|------------|-------------|--------------|---------------|----------------|----------------|
| Wheel Dia.             | Tread Width | Mounting Plate  | Min. O.A.H.   | Adj. Range | Max. O.A.H. | Wheel Type   | Load Capacity | Part Number    |                |
| 3"                     | 1-1/4"      | 3-1/2" x 3-1/2" with bolt hole 2-5/8" x 2-5/8" to 2-3/4" x 2-3/4" mounting bolt 5/16" | 6"  | 1/2"       | 7"          | Polyolefin   | 200           | 75HP30GB82G1YY |                |
|                        |             |   |   |            |             | Polyurethane | 200           | 75PP30GT90G1YY |                |
| 4"                     | 1-1/4"      |   | 7-1/2"  | 1"         | 8-1/2"      | Polyolefin   | 275           | 75HP40GB82G2YY |                |
|                        |             |   |   |            |             | Polyurethane | 275           | 75PP40GB82G2YY |                |
|                        |             |   | 8-1/2"  | 1-3/8"     | 9-7/8"      | Polyolefin   | 275           | 75HP40GB82G3YY |                |
|                        |             |   |   |            |             | Polyurethane | 275           | 75PP40GT90G3YY |                |
| 5"                     | 1-1/4"      |   | 8-1/2"  | 1"         | 9-1/2"      | Polyolefin   | 300           | 75HP50GB82G2YY |                |
|                        |             |   |   |            |             | Polyurethane | 300           | 75PP50GT90G2YY |                |
| 4"                     | 1-1/4"      |   | 2-3/8" x 3-5/8" bolt hole 1-3/4" x 2-7/8" to 3-5/8" | 8-1/2"     | 1-3/8"      | 9-7/8"       | Polyolefin    | 275            | 75HP40GB82G0YY |
|                        |             |   |   |            |             |              | Polyurethane  | 275            | 75PP40GT90G0YY |

75PP50GT90G5YY



| 1-5/8" O.D. Caster Leg |             |                                |             |            |             |              |               |                |
|------------------------|-------------|--------------------------------|-------------|------------|-------------|--------------|---------------|----------------|
| Wheel Dia.             | Tread Width | Mounting Plate                 | Min. O.A.H. | Adj. Range | Max. O.A.H. | Wheel Type   | Load Capacity | Part Number    |
| 3"                     | 1-1/4"      | STUD w/thread 1/2" - 13 x 3/4" | 6"          | 1/2"       | 7"          | Polyolefin   | 200           | 75HP30GB82G4YY |
|                        |             |                                |             |            |             | Polyurethane | 200           | 75PP30GT90G4YY |
| 4"                     | 1-1/4"      |                                | 6-1/4"      | 1-1/4"     | 7-1/2"      | Polyolefin   | 275           | 75HP40GB82G9YY |
|                        |             |                                |             |            |             | Polyurethane | 275           | 75PP40GT90G9YY |
|                        |             |                                | 7-1/2"      | 1"         | 8-1/2"      | Polyolefin   | 275           | 75HP40GB82G5YY |
|                        |             |                                |             |            |             | Polyurethane | 275           | 75PP40GT90G5YY |
| 5"                     | 1-1/4"      |                                | 8-1/2"      | 1"         | 9-1/2"      | Polyolefin   | 300           | 75HP50GB82G5YY |
|                        |             |                                |             |            |             | Polyurethane | 300           | 75PP50GT90G5YY |



# Adjustable Height Casters Continued

75HP40GB82H5-0V0000



1-5/8" O.D. Caster Leg

| Wheel Dia. | Tread Width | Mounting Plate                               | Min. O.A.H. | Adj. Range | Max. O.A.H. | Wheel Type   | Load Capacity | Part Number    |
|------------|-------------|--|-------------|------------|-------------|--------------|---------------|----------------|
| 4"         | 1-1/4"      | 3-1/2" x 3-1/2" w/ bolt hole 2-5/8" x 2-5/8" | 6.20"       | 1"         | 7.20"       | Polyolefin   | 275           | 75HP40GB82H5YY |
|            |             |  |             |            |             | Polyurethane | 275           | 75PP40GB82H5YY |

75HP50GB82G6-0V0000



2" O.D. Caster Leg

| Wheel Dia. | Tread Width | Mounting Plate           | Min. O.A.H. | Adj. Range | Max. O.A.H. | Wheel Type | Load Capacity | Part Number    |
|------------|-------------|--------------------------|-------------|------------|-------------|------------|---------------|----------------|
| 5"         | 1-1/4"      | STUD<br>3/4" - 10 x 3/4" | 8-3/4"      | 1"         | 9-1/2"      | Polyolefin | 300           | 75HP50GB82G6YY |

ADJUSTABLE SERIES • CAP 300

## INVERTED CARGO CASTERS

- Thread guards to protect bearings from dirt and debris

Different designs to meet different priorities and needs.

A3, H3, 03 casters are budget friendly and reliable.

- Sealed dual ball bearings raceway
- 1/8" formed steel construction
- Diamond Plate
- Zinc Plated finish

03PO31IB82DPLDG



A3HR30GB41DPGL



H3NY30GB41DPGL



## PR Casters have exceptional structures for premier requirements

- Sealed precision ball bearings in swivel raceway and wheel
- Available in both Diamond and rectangle plate
- 1/8" formed steel construction
- Shock resistant nylon wheel
- Optional attachable toe guards
- Yellow dichromate finish

PRNY7062DPT125



PRNY7062SPT120

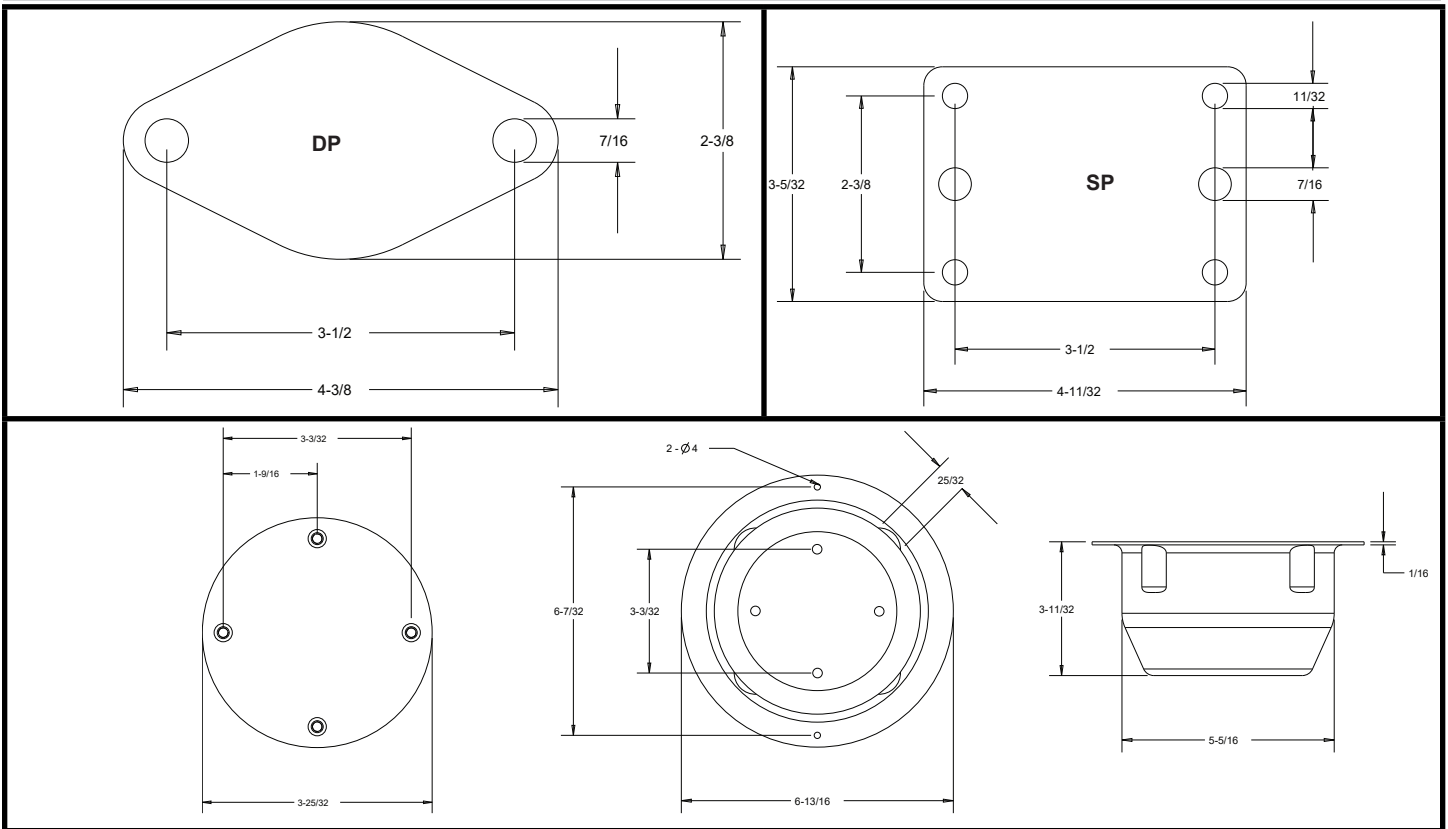


PRNY5862SPTGI





**Mounting Options:**



**Description advantage of MOTO™**

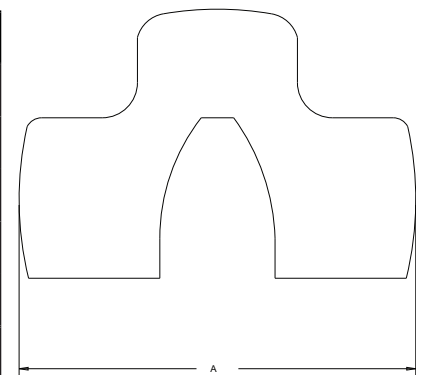
Moto™ combines mounting bracket with toe guard. It simplifies the sorting cart's manufacturing and improves cost saving.

Moto™ requires a hole on the sorting deck 146.5mm to 147.5mm.

| Part No.        | Wheel Diameter | Wheel Width    | Wheel Material | Load Capacity | Wheel Bearing Type | Top Plate | Overall Height | Swivel Radius | Above Toe Guards(a) |
|-----------------|----------------|----------------|----------------|---------------|--------------------|-----------|----------------|---------------|---------------------|
| A3HR30GB41DPLDG | 3"             | 1-1/4"         | Hard Rubber    | 275           | Ball bearing       | Diamond   | 3-25/32"       | 2-5/8"        | N/A                 |
| H3NY30GB41DPLDG | 3"             | 1-1/4"         | Nylon          | 600           | Ball bearing       | Diamond   | 4-1/32"        | 2-3/8"        |                     |
| 03PO31B36DPLDG  | 3"             | 1-3/16"        | Polyolefin     | 400           | Roller bearing     | Diamond   | 3-25/32"       | 2-5/8"        |                     |
| 03PO31B62DPLDG  |                |                |                | 400           | Precision          | Diamond   |                |               |                     |
| 03MA31B36DPLDG  |                |                | Maxrok™        | 500           | Roller bearing     | Diamond   |                |               |                     |
| 03MA31B62DPLDG  |                |                |                | 500           | Precision          | Diamond   |                |               |                     |
| 03PH31B36DPLDG  |                |                | Phenolic       | 500           | Roller bearing     | Diamond   |                |               |                     |
| PRNY5862DP      | 2-1/4"(58mm)   | 1-11/32"(34mm) | Nylon          | 550           | Precision          | Diamond   | 3-3/4"         | 2-3/16"       | 1/2"                |
| PRNY5862SP      |                |                |                | Rectangular   |                    |           |                |               |                     |
| PRNY5862SPTGI   |                |                |                | Rectangular   |                    |           |                |               |                     |
| PRNY7062DP      | 2-3/4"(70mm)   | 1-11/32"(34mm) |                | 550           |                    | Diamond   | 4"             | 2-3/8"        | 3/4"                |
| PRNY7062SP      |                |                |                | Rectangular   |                    |           |                |               |                     |

\*\*add the toe guard by adding the toe guard number as suffix to the caster part number.

| Toe Guard Dimensions |                 |
|----------------------|-----------------|
| Part Number          | Radius (A)      |
| T106                 | 106mm(4-11/64") |
| T120                 | 120mm(4-23/32") |
| T125                 | 125mm(4-59/64") |
| T145                 | 145mm(5-23/32") |
| TGI                  | 120mm(4-23/32") |





# Fendy™ Series

Application: display and store fixtures, electronic equipment, medical equipment, audio/visual equipment and furniture

## Nylon Twin Wheel Casters

•All black



| Wheel Diameter | Swivel Radius  | Tread Material | Dynamic Load (Pounds) | Mounting Height | Base Model # (Add fastening code) | Brake Base Model # (Add fastening code) | Fastening Selection Replace ** with a desired plate or stem                    |
|----------------|----------------|----------------|-----------------------|-----------------|-----------------------------------|---|--|
| 50mm           | 1-13/16"       | Nylon Black    | 75                    | Stem: 2-1/4"    | TN050BK**S                        | TN050BK**B                              | Thread Stem: A2, 31, 60, 61<br>Grip Ring: 53, 91<br>Plate: P4                  |
|                | Brake: 2-3/8"  |                |                       | Plate: 2-3/8"   |                                   |   |  |
| 75mm           | 2-1/2"         | Nylon Black    | 165                   | Stem: 3-1/4"    | TN075BK**S                        | TN075BK**B                              | Thread Stem: 60, 61, 67, 68<br>Grip Ring Stem: 53, 91, 97<br>Plate: P4, P5, 06 |
|                | Brake: 3-3/16" |                |                       | Plate: 3-1/2"   |                                   |   |  |
| 100mm          | 3-5/8"         | Nylon Black    | 175                   | Stem: 5-7/16"   | TN100BK**S                        | TN100BK**B                              | Thread Stem: 60, 61, 67, 68<br>Grip Ring Stem: 90, 91<br>Plate: P5, 06         |
|                | Brake: 4-1/2"  |                |                       | Plate: 5-5/8"   |                                   |   |  |
| 125mm          | 4-1/2"         | Nylon Black    | 180                   | Stem: 5-7/16"   | TN125BK**S                        | TN125BK**B                              | Thread Stem: 67, 68<br>Grip Ring Stem: 90, 91<br>Plate: P5, 06                 |
|                | Brake: 5-1/8"  |                |                       | Plate: 5-5/8"   |                                   |   |  |

## Max TR Twin Wheel Casters

•Constructed from premium thermoplastic rubber tread, Shore 75 - 80 A

•Quiet and protects floor



| Wheel Diameter | Swivel Radius  | Tread Material          | Dynamic Load | Mounting Height           | Color                  | Base Model # (Add Fastening code) | Brake Base Model # (Add fastening Code) | Fastening Selection Replace ** with a desired plate or stem                    |
|----------------|----------------|-------------------------|--------------|---------------------------|------------------------|-----------------------------------|---|--|
| 50mm           | 1-13/16"       | Thermoplastic Elastomer | 75           | Stem: 2-1/4"              | Black Body/Black Tread | TR050BK**S                        | TR050BK**B                              | Thread Stem: A2, 31, 60, 61<br>Grip Ring: 53, 91<br>Plate: P4                  |
|                | Brake: 2-3/8"  |                         |              | Gray Body/Dark Gray Tread | TR050BT**S             | TR050BT**B                        |   |  |
| 75mm           | 2-1/2"         | Thermoplastic Elastomer | 165          | Stem: 3-1/4"              | Black Body/Black Tread | TR075BK**S                        | TR075BK**B                              | Thread Stem: 60, 61, 67, 68<br>Grip Ring Stem: 53, 91, 97<br>Plate: P4, P5, 06 |
|                | Brake: 3-3/16" |                         |              | Gray Body/Dark Gray Tread | TR075BT**S             | TR075BT**B                        |   |  |
| 100mm          | 3-5/8"         | Thermoplastic Elastomer | 175          | Stem: 5-7/16"             | Black Body/Black Tread | TR100BK**S                        | TR100BK**B                              | Thread Stem: 60, 61, 67, 68<br>Grip Ring Stem: 90, 91<br>Plate: P5, 06         |
|                | Brake: 4-1/2"  |                         |              | Gray Body/Dark Gray Tread | TR100BT**S             | TR100BT**B                        |   |  |
|                | Brake: 5-1/8"  |                         |              | Gray Body/Dark Gray Tread | TR125BT**S             | TR125BT**B                        |   |  |

MAX SERIES • CAPACITY 175



# Max TU Twin Wheel Caster

•Polyurethane tread to protect floor

TU050BKP4S



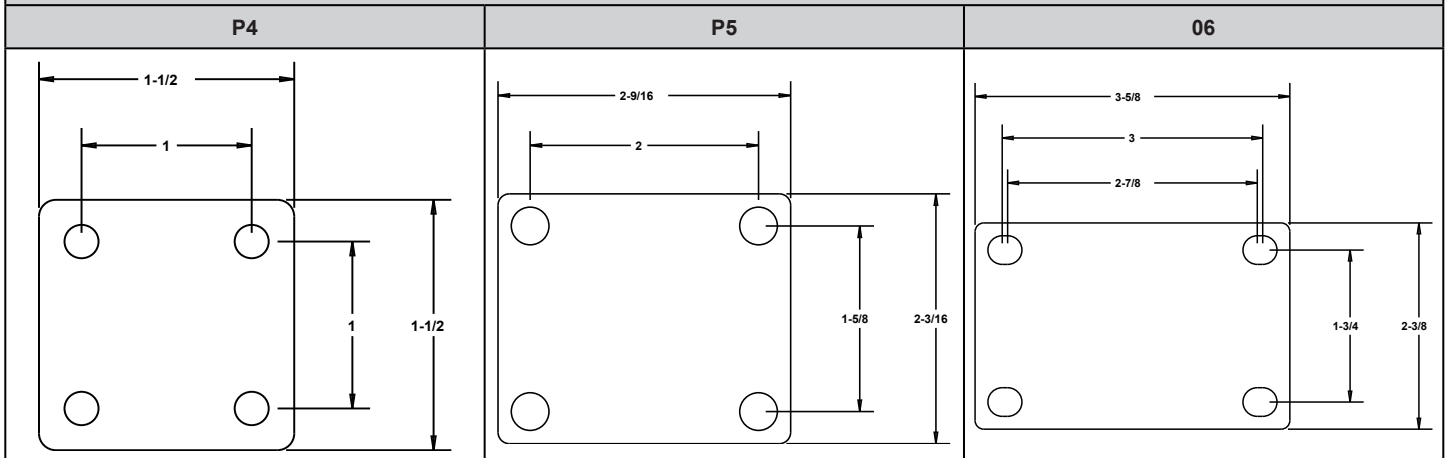
TU050BK31S



| Wheel Diameter | Swivel Radius  | Tread Material | Dynamic Load (Pounds) | Mounting Height | Base Model # (Add fastening code) | Brake Base Model # (Add fastening Code) | Fastening Selection (Replace ** with a desired plate or stem)                  |
|----------------|----------------|----------------|-----------------------|-----------------|-----------------------------------|---|--|
| 50mm           | 1-13/16"       | Nylon Black    | 75                    | Stem: 2-1/4"    | TU050BK**S                        | TU050BK**B                              | Thread Stem: 31, 60, 61<br>Grip Ring: 53, 91<br>Plate: P4                      |
|                | Brake: 2-3/8"  |                |                       | Plate: 2-3/8"   |                                   |   |  |
| 75mm           | 2-1/2"         | Nylon Black    | 165                   | Stem: 3-1/4"    | TU075BK**S                        | TU075BK**B                              | Thread Stem: 60, 61, 67, 68<br>Grip Ring Stem: 53, 91, 97<br>Plate: P4, P5, 06 |
|                | Brake: 3-3/16" |                |                       | Plate: 3-1/2"   |                                   |   |  |
| 100mm          | 3-5/8"         | Nylon Black    | 175                   | Stem: 5-7/16"   | TU100BK**S                        | TU100BK**B                              | Thread Stem: 60, 61, 67, 68<br>Grip Ring Stem: 90, 91<br>Plate: P5, 06         |
|                | Brake: 4-1/2"  |                |                       | Plate: 5-5/8"   |                                   |   |  |
| 125mm          | 4-1/2"         | Nylon Black    | 180                   | Stem: 5-7/16"   | TU125BK**S                        | TU125BK**B                              | Thread Stem: 67, 68<br>Grip Ring Stem: 90, 91<br>Plate: P5, 06                 |
|                | Brake: 5-1/8"  |                |                       | Plate: 5-5/8"   |                                   |   |  |

| Code | Type         | Specification  |               |
|------|--------------|----------------|---------------|
| 83   | Thread       | 1/4-20X1/2     |               |
| A2   |              | 1/4-20X3/4     |               |
| 32   |              | 5/16-18X3/4    |               |
| 31   |              | 5/16 - 18 x 1  |               |
| 60   |              | 3/8-16 x 3/4   |               |
| 61   |              | 3/8-16 x 1     |               |
| 67   |              | 1/2-13 x 1     |               |
| 68   |              | 1/2-13 x 1-1/2 |               |
| 53   |              | Grip Ring      | 7/16 x 7/8    |
| 90   |              |                | 7/16 x 1-3/16 |
| 91   | 7/16 x 1-3/8 |                |               |
| 97   | 7/16 x 2     |                |               |

### Plates




MAX SERIES • CAPACITY 175



# POLIMED™ P5/PT/PD Series Composite Polymer Casters

- Modern attractive design, injection molded from reinforced nylon polymer
- Strong, lightweight, corrosion & chemical resistant
- Sealed precision bearings in raceway & wheel
- Swivel, Total Lock and Directional Lock
- Non-Marking

POLIMED SERIES • CAPACITY 300



| Fastening Option (Replace ** in part number with desired plate or stem code) |                    |                               |           |                          |                    |         |  |
|--|--------------------|-------------------------------|-----------|--------------------------|--------------------|---------|--|
| Plate  | Overall Size       | Bolt Hole Pattern             |           |                          | Mounting Bolt Size |         |  |
| 06   | 2-3/8" x 3-5/8"    | 1-3/4" x 2-7/8" slotted to 3" |           |                          | 5/16"              |         |  |
| Stem Code  | Size               | Stem Type                     | Stem Code | Modular Stem Part#       |                    |         |  |
| 67   | 1/2" - 13 x 1"     | Threaded                      | ZZ        | 1/2" I.D. Hollow Kingpin |                    |         |  |
| 68   | 1/2" - 13 x 1-1/2" | Threaded                      | S1        | 1/2" - 13 x 4"           | Threaded           | S7STTS1 |  |
| 70   | 1/2" - 13 x 2-3/4" | Threaded                      | S2        | 5/8" - 11 x 4"           | Threaded           | S7STTS2 |  |
| C1   | 1/2"-13 x 4"       | Threaded                      | S3        | 3/4" - 10 x 6"           | Threaded           | S7STTS3 |  |
| C2   | 5/8" - 11 x 4      | Threaded                      | 51        | 3/4" x 2" CRX DRL        | Octagon            | S7STS51 |  |
| 91   | 7/16" x 1-3/8"     | Grip Ring                     | 42        | 7/8" x 2" CRX DRL        | Octagon            | S7STS42 |  |
|  |                    |                               | 95        | .846" x 2-3/16"          | Grip Ring          | S7STG95 |  |
|  |                    |                               | 57        | 3/4" x 2"                | Round w/3 CRX DRL  | S7STR57 |  |

\* For more fastening, please refer to modular stem caster

| Expandable Adaptor Stem       |                  |                 |                                |                  |                 |  |
|-------------------------------|------------------|-----------------|--------------------------------|------------------|-----------------|--|
| Round Expandable Adapter Stem |                  |                 | Square Expandable Adapter Stem |                  |                 |  |
| Stem Code                     | Expandable Range | Fit Tubing I.D. | Stem Code                      | Expandable Range | Fit Tubing I.D. |  |
| 71                            | 0.720" - 0.851"  | 3/4"            | R1                             | 0.720" - 0.851"  | 3/4"            |  |
| 72                            | 0.852" - 0.927"  | 7/8"            | R2                             | 0.852" - 0.927"  | 7/8"            |  |
| 7B                            | 0.900" - 0.980"  | 15/16"          | R3                             | 0.928" - 1.029"  | 1"              |  |
| 73                            | 0.928" - 1.029"  | 1"              | R4                             | 1.030" - 1.140"  | 1-1/8"          |  |
| 7A                            | 1.020" - 1.070"  | 1-1/16"         | R5                             | 1.360" - 1.425"  | 1-3/8"          |  |
| 74                            | 1.110" - 1.180"  | 1-1/8"          | R6                             | 1.426" - 1.589"  | 1-1/2"          |  |
| 78                            | 1.178" - 1.303"  | 1-3/16"         | R7                             | 1.790" - 1.850"  | 1-7/8"          |  |
| 75                            | 1.360" - 1.425"  | 1-3/8"          | U2                             | 0.852" - 0.927"  | 7/8"            |  |
| 76                            | 1.426" - 1.589"  | 1-1/2"          | U5                             | 1.360" - 1.425"  | 1-3/8"          |  |
| 77                            | 1.790" - 1.850"  | 1-7/8"          |                                |                  |                 |  |

| Wheel Diameter | Tread Width | Wheel Type  | Load Capacity | Swivel Caster  | Swivel Radius | Swivel            | Swivel Radius | Swivel                  | Overall Height |
|----------------|-------------|-------------|---------------|----------------|---------------|-------------------|---------------|-------------------------|----------------|
|                |             |             |               |                |               | Total-Lock Caster |               | Directional-Lock Caster |                |
| 3"             | 1-1/4"      | Thermo-Pro™ | 250           | P5TP30GI44**YY | 2-3/4"        | PTTP30GI44**YY    | 3-3/4"        | PDTP30GI44**YY          | 4-3/4"         |
| 4"             | 1-1/4"      |             | 275           | P5TP40GI44**YY | 3-7/16"       | PTTP40GI44**YY    | 4-7/16"       | PDTP40GI44**YY          | 5-3/4"         |
| 5"             | 1-1/4"      |             | 300           | P5TP50GI44**YY | 4"            | PTTP50GI44**YY    | 4-7/16"       | PDTP50GI44**YY          | 6-7/8"         |
| 6"             | 1-1/4"      |             | 300           | P5TP60GI44**YY | 4-9/16"       | PTTP60GI44**YY    | 4-9/16"       | PDTP60GI44**YY          | 7-11/16"       |

Note: POLIMED™ caster is designed for perfect smooth floor. It is not design to absorb shock from uneven floor or ride.





# POLIMA-SWIVEL, TOTAL LOCK & DIRECTIONAL LOCK CASTERS

- Sealed precision bearings raceway provides best swivel mobility and keeps from hair, water and small debris
- Wheel has sealed precision ball bearings for best performance and durability
- Applications: Medical Equipment, Utility Carts, and Fixtures
- Strong nylon construction with polyurethane

PL05PUBLT67



PL05PUBSWB6



| Plate Code     |             | Overall Size      |                    | Bolt Hole Pattern                  |                 | Mounting Bolt Size  |                           |               |
|----------------|-------------|-------------------|--------------------|------------------------------------|-----------------|---------------------|---------------------------|---------------|
| B6             |             | 2-1/2" x 3-5/8"   |                    | 1-3/4" x 2-13/16" to 3-1/16"       |                 | 5/16"               |                           |               |
| P5             |             | 2-5/8" x 3"       |                    | 1-5/8" x 1-31/32" to 2" x 2-13/32" |                 | 5/16"               |                           |               |
| Stem Code      |             |                   | Size               |                                    |                 | Stem Type           |                           |               |
| 67             |             |                   | 1/2" - 13 x 1"     |                                    |                 | Threaded            |                           |               |
| M2             |             |                   | M12 - 1.75 x 1"    |                                    |                 | Metric Threaded     |                           |               |
| M6             |             |                   | M16 - 2.0 x 25/32" |                                    |                 |                     |                           |               |
| Wheel Diameter | Tread Width | Wheel type        | Load Capacity      | Overall Height                     | Swivel Part No. | Total Lock Part No. | Directional Lock Part No. | Swivel Radius |
| 3"             | 2-5/16"     | Polyurethane Gray | 165                | 4-1/8"                             | PL03PUBSW**     | PL03PUBTT**         | PL03PUBDL**               | 2-5/16"       |
| 4"             | 2-39/64"    | Polyurethane Gray | 220                | 5-3/8"                             | PL04PUBSW**     | PL04PUBTT**         | PL04PUBDL**               | 3-1/8"        |
| 5"             | 3"          | Polyurethane Gray | 246                | 6-3/8"                             | PL05PUBSW**     | PL05PUBTT**         | PL05PUBDL**               | 4"            |

## ALPHA SERIES

- Sealed precision ball bearings in swivel and wheel
- Soft premium non-marking thermo rubber, Shore 65-70 A

ALTP4GS91



ALTP4BS67



| Wheel Diameter | Tread Width | Swivel Radius              | Mounting Height             | Tread Material | Dynamic Load | Color | Base Model # (Add Fastening code) | Brake Base Model # (Add fastening Code) | Fastening Selection<br>Replace ** with a desired plate or stem |
|----------------|-------------|----------------------------|-----------------------------|----------------|--------------|-------|-----------------------------------|---|--|
| 3"             | 1"          | 2-15/16"<br>w/brake 3-3/4" | 4"                          | Thermo Rubber  | 110          | WHITE | ALTP3IS**                         | ALTP3IB**                               | Thread 31,60,62,67,68<br>Grip Ring 53,91                       |
|                |             |                            |                             |                |              | GREY  | ALTP3GS**                         | ALTP3GB**                               |  |
|                |             |                            |                             |                |              | BLACK | ALTP3BS**                         | ALTP3BB**                               |  |
| 4"             | 1-1/4"      | 3-3/4"<br>w/brake 4-1/8"   | Stem 5-3/8"<br>Plate 5-5/8" | Thermo Rubber  | 225          | WHITE | ALTP4IS**                         | ALTP4IB**                               | Thread 67,68<br>Grip Ring 91<br>Plate 06                       |
|                |             |                            |                             |                |              | GREY  | ALTP4GS**                         | ALTP4GB**                               |  |
|                |             |                            |                             |                |              | BLACK | ALTP4BS**                         | ALTP4BB**                               |  |



# Shopping Cart Caster

- Specifically designed stem with key lock to fit shopping Carts
- 5/16" axle

20PP50GP50SCYY



SHOPPING SERIES • CAPACITY 250

| Wheel Dia. | Tread Width | Wheel Type               | Load Capacity | Bearing Type | Swivel Caster Part # | Over Height | Swivel Radius | Wheel Replacement # |
|------------|-------------|--------------------------|---------------|--------------|----------------------|-------------|---------------|---------------------|
| 5          | 1-1/4       | Yoke only w/ axle & nuts | 250           | Precision BB | 20ZZ50GZ81SCYY       | 5-15/16"    | 4"            |                     |
|            |             | Poly-Pro™                |               |              | 20PP50GP50SCYY       |             |               | PP50GP50            |
|            |             | Anti-Static Poly-Pro™    |               |              | 20TU50GP50SCYY       |             |               | TU50GP50            |


# Laundry Cart Caster

- Fit 7/8" round tubular carts
- 5/16" axle

21PO50GJ90LMYY

21PP50GP47LM-0T0000

21PP50GP47LM-0H0000



| Wheel Dia. | Tread Width | Wheel Type              | Load Capacity | Bearing Type | Swivel Caster Part # | Over Height | Swivel Radius | Wheel Replacement # |
|------------|-------------|-------------------------|---------------|--------------|----------------------|-------------|---------------|---------------------|
| 4          | 1-1/4       | Yoke only w/axle & nuts |               |              | 21ZZ40GZ82LMYY       | 5"          | 3-1/4"        | PP40GP50            |
|            |             | Poly-Pro™               | 250           | Precision BB | 21PP40GP44LMYY       |             |               |                     |
| 5          | 1-1/4       | Yoke only w/axle & nuts |               |              | 21ZZ50GZ82LMYY       | 5-15/16"    | 4"            | PP50GP50            |
|            |             | Poly-Pro™               | 250           | Precision BB | 21PP50GP44LMYY       |             |               |                     |



LAUNDRY SERIES • CAPACITY 350

| Wheel Dia.      | Tread Width    | Wheel Type        | Load Cap       | Bearing Type   | Swivel Caster Part # | O.A.H.          | Swivel Radius | + Color |  |
|-----------------|----------------|-------------------|----------------|----------------|----------------------|-----------------|---------------|---------|--|
| 4"              | 1-1/4"         | Yoke and axle/nut |                |                |                      | 21ZZ40GZ82LMYAN | 5"            | 3-1/4"  |  |
|                 |                | Super-Soft™       | 120            | Annular        | 21SF40GI43LMYY       |                 |               |         |  |
|                 |                | Soft Rubber       | 350            | Plain          | 21SR40GB82LMYY       |                 |               |         |  |
|                 |                | Blue Ergo™        | 350            | Ball           | 21SR40GB42LMYY       |                 |               |         |  |
|                 |                | Rubber/Alu        | 250            | Roller         | 21BL40GL4RLMYY       |                 |               |         |  |
|                 |                | Nomadic™          | 300            | Annular        | 21RA40GI43LMYY       |                 |               |         |  |
|                 |                | Conductive        | 250            | Precision      | 21NM40GI5ALMYY       |                 |               |         |  |
|                 |                |                   |                |                | 21NM40GI43LMYY       | I, L            |               |         |  |
|                 |                | Thermo-Pro™       | 250            | Precision      | 21TP40G+44LMYY       |                 |               |         |  |
|                 |                |                   |                |                | 21TP40G+47LMYY       | A, I<br>T, Y    |               |         |  |
|                 |                |                   |                |                | 21TP40G+90LMYY       | T, Y            |               |         |  |
|                 |                | Element™          | 240            | Annular        | 21EL40GI43LMYY       |                 |               |         |  |
|                 |                |                   |                |                | 21PP40G+42LMYY       | W, K, P         |               |         |  |
|                 |                |                   |                |                | 21PP40G+44LMYY       | A, D, I, K, S   |               |         |  |
|                 |                |                   |                |                | 21PP40G+47LMYY       | T, Y            |               |         |  |
|                 |                | Poly-Pro™         | 350            | Precision      | 21PP40G+90LMYY       | T, Y            |               |         |  |
|                 |                |                   |                |                | 21PP40G+55LMYY       | W, K, P         |               |         |  |
|                 |                |                   |                |                | 21PM40GM5ALMYY       |                 |               |         |  |
|                 |                | Polymadic™        | 350            | Annular        | 21PM40GM43LMYY       |                 |               |         |  |
|                 |                | Elite™            | 350            | Ball           | 21ET40GL42LMYY       |                 |               |         |  |
|                 |                | Ergo-PU           | 350            | Dual Precision | 21EU40GOD0LMYY       |                 |               |         |  |
|                 |                | DuraLastomer™     | 350            | Sleeve         | 21SU40GL90LMYY       |                 |               |         |  |
|                 |                | Polygon AL™       | 350            | Annular        | 21PA40G+43LMYY       | L, M            |               |         |  |
|                 |                | Disc Wheel        | 270            | Ball           | 21UN40GLA3LMYY       |                 |               |         |  |
|                 |                | Hard Rubber       | 350            | Plain          | 21HR40GB82LMYY       |                 |               |         |  |
|                 |                |                   |                | Ball           | 21HR40GB42LMYY       |                 |               |         |  |
|                 |                | GrayRok™          | 350            | Plain          | 21RK40GI82LMYY       |                 |               |         |  |
|                 |                |                   |                | Plain          | 21PO40G+82LMYY       | B, Z            |               |         |  |
|                 |                | Polyolefin        | 350            | Sleeve         | 21PO40G+90LMYY       | J, Z            |               |         |  |
|                 |                |                   |                | Ball           | 21PO40GZ42LMYY       |                 |               |         |  |
|                 |                |                   |                | Plain          | 21HP40G+82LMYY       | B, E            |               |         |  |
|                 |                | Nylon             | 350            | Precision      | 21NY40GE47LMYY       |                 |               |         |  |
| Sleeve          | 21NY40GE90LMYY |                   |                |                |                      |                 |               |         |  |
| Phenolic        | 350            | Top Hat           | 21PH40GB99LMYY |                |                      |                 |               |         |  |
| H.T. Phenolic   | 250            | S.S. Top Hat      | 21HT40GQ97LMYY |                |                      |                 |               |         |  |
| BrimStone™      | 350            | S.S. Top Hat      | 21GN40G+97LMYY | B, Q           |                      |                 |               |         |  |
| SteROLLizer™ AL | 300            | Sleeve            | 21BF40GC90LMYY |                |                      |                 |               |         |  |
| SteROLLizer™ SS | 300            | Sleeve            | 21SL40GC90LMYY |                |                      |                 |               |         |  |
| Semi-Steel      | 350            | Plain             | 21SS40GS82LMYY |                |                      |                 |               |         |  |
|                 |                | Sleeve            | 21SS40GS90LMYY |                |                      |                 |               |         |  |
| Conductive PU   | 250            | Precision         | 21CU40GH44LMYY |                |                      |                 |               |         |  |
| 5"              | 1-1/4"         | Yoke and axle/nut |                |                |                      | 21ZZ50GZ82LMYAN | 5-15/16"      | 4"      |  |
|                 |                | Super-Soft™       | 125            | Annular        | 21SF50GI43LMYY       |                 |               |         |  |
|                 |                | Soft Rubber       | 350            | Plain          | 21SR50GB82LMYY       |                 |               |         |  |
|                 |                | Blue-Ergo™        | 350            | Ball           | 21SR50GB42LMYY       |                 |               |         |  |
|                 |                |                   |                | Roller         | 21BL50GL4RLMYY       |                 |               |         |  |
|                 |                | Rubber/Alu        | 325            | Annular        | 21RA50GI43LMYY       |                 |               |         |  |
|                 |                | Nomadic™          | 325            | Delrin         | 21NM50G+5ALMYY       | I, L            |               |         |  |
|                 |                |                   |                | Annular        | 21NM50G+43LMYY       | I, L            |               |         |  |
|                 |                | Conductive        | 275            | Precision      | 21CN50GH44LMYY       |                 |               |         |  |
|                 |                |                   |                |                | 21TP50GI44LMYY       |                 |               |         |  |
|                 |                | Thermo-Pro™       | 300            | Precision      | 21TP50G+47LMYY       |                 |               |         |  |
|                 |                |                   |                |                | 21TP50G+90LMYY       | T, Y            |               |         |  |
|                 |                | Element™          | 250            | Annular        | 21EL50GI43LMYY       |                 |               |         |  |
|                 |                |                   |                |                | 21PP50G+42LMYY       | C, K, P, W      |               |         |  |
|                 |                |                   |                |                | 21PP50G+44LMYY       | I, A, D, S      |               |         |  |
|                 |                | Poly-Pro™         | 350            | Precision      | 21PP50G+47LMYY       | T, Y            |               |         |  |
|                 |                |                   |                |                | 21PP50G+55LMYY       | C, K, P, W      |               |         |  |
|                 |                |                   |                |                | 21PP50G+90LMYY       | T, Y            |               |         |  |
|                 |                | Polymadic™        | 350            | Delrin         | 21PM50GM5ALMYY       |                 |               |         |  |
|                 |                |                   |                | Annular        | 21PM50GM43LMYY       |                 |               |         |  |
|                 |                | Ergo-PU           | 350            | Dual Precision | 21EU50GOD0LMYY       |                 |               |         |  |
|                 |                | DuraLastomer™     | 350            | Sleeve         | 21SU50GL90LMYY       |                 |               |         |  |
|                 |                | Polygon AL™       | 350            | Annular        | 21PA50GL43LMYY       |                 |               |         |  |
|                 |                | Disc Wheel        | 300            | Ball           | 21UN50GLA3LMYY       |                 |               |         |  |
|                 |                | Hard Rubber       | 350            | Plain          | 21HR50GB82LMYY       |                 |               |         |  |
|                 |                |                   |                | Ball           | 21HR50GB42LMYY       |                 |               |         |  |
|                 |                | GrayRok™          | 350            | Plain          | 21RK50GI82LMYY       |                 |               |         |  |
|                 |                |                   |                | Plain          | 21PO50G+82LMYY       | B, Z            |               |         |  |
|                 |                | Polyolefin        | 350            | Sleeve         | 21PO50G+90LMYY       | J, Z            |               |         |  |
|                 |                |                   |                | Ball           | 21PO50GZ42LMYY       |                 |               |         |  |
|                 |                |                   |                | Plain          | 21HP50G+82LMYY       | B, E            |               |         |  |
|                 |                | Nylon             | 350            | Precision      | 21NY50GE47LMYY       |                 |               |         |  |
| Sleeve          | 21NY50GE90LMYY |                   |                |                |                      |                 |               |         |  |
| Phenolic        | 350            | Top Hat           | 21PH50GB99LMYY |                |                      |                 |               |         |  |
| H.T. Phenolic   | 300            | S.S. Top Hat      | 21HT50GQ97LMYY |                |                      |                 |               |         |  |
| BrimStone™      | 350            | S.S. Top Hat      | 21GN50G+97LMYY | B, Q           |                      |                 |               |         |  |
| Semi-Steel      | 350            | Plain             | 21SS50GS82LMYY |                |                      |                 |               |         |  |
|                 |                | Sleeve            | 21SS50GS90LMYY |                |                      |                 |               |         |  |
| Conductive PU   | 250            | Precision         | 21CU50GH44LMYY |                |                      |                 |               |         |  |

# Handtruck Casters

- Fits convertible handtrucks
- 3/8" axle

ACP5PUCT-PP4-0T0000

ACP5PUCT-PP44-0H0000



HANDTRUCK SERIES • CAPACITY 350

| Wheel Dia. | Tread Width | Wheel Type              | Load Capacity | Bearing Type | Swivel Caster Part # | Brake Options  | Hub Config. |
|------------|-------------|-------------------------|---------------|--------------|----------------------|----------------|-------------|
| 5"         | 1-1/4"      | Yoke only w/axle & nuts |               |              | ACP5ZZ               |                |             |
|            |             | Poly-Pro™               | 350           | Precision BB | ACPP50GI++YY         | Swivel         | 44,47       |
|            |             |                         |               |              | ACPP50GI++0T0000     | Top lock brake |             |
|            |             |                         |               |              | ACPP50GI++0H0000     | TKB brake      |             |
| 5"         | 1-1/4"      | Thermo-Pro™             | 300           | Precision BB | ACTP50GI++YY         | Swivel         | 44,47       |
|            |             |                         |               |              | ACTP50GI++0T0000     | Top lock brake |             |
|            |             |                         |               |              | ACTP50GI++0H0000     | TKB brake      |             |

## Low Rider – Appliance Caster

- Relatively high weight capacity at lowest possible height

KDB-12131

KDB-0851

KDB-2012



| Wheel Dia. | Tread Width | Wheel Type | Caster Part # | Load Capacity | Overall Height | Threaded Stem Specifications |
|------------|-------------|------------|---------------|---------------|----------------|------------------------------|
| 0.85"      | 1-1/2"      | Polyolefin | KDB-0851      | 100           | 1-5/32"        | 5/16" - 18 x 1"              |
| 1"         | 1-1/2"      | Polyolefin | KDB-2012      | 200           | 1-1/4"         | 1/2" - 13 x 3-1/2"           |
|            |             |            | KDB12131      |               |                | 1/2" - 13 x 1"               |



## Container Twist-Lock

- Variety of wheel selection depends on load capacity and application environment
- Available with various series of casters from 2,500lb to 20,000lb
- Fit and locking on an ISO 1611 corner of freight Container
- Handle swing to lock into Corner fitting of back to unlock
- Add CNT to caster part number to order the twist lock

61PX80LO5P25CNT



**Caution:**

\*When placing or removing casters from corners of containers, use a fork lift to raise or lower the corner fitting. Personnel are to stand clear of area to avoid injury if accidentally dropped.

\*Casters can allow loads to move on uneven surfaces and injure personnel. Lock swivel casters in towing direction and chock before detaching tow vehicle. (When towing, swivels on tow-end should be unlocked after connecting tow vehicle and before starting tow.)

## Glass Handling Caster

- Soft non-marking rubber wheel with ball bearings
- Usually mounted inverted position
- Zinc Plated

GLC20M10




| Wheel Diameter | Tread Width | OAH      | Load Cap. | Fastening Section | Part Number |
|----------------|-------------|----------|-----------|-------------------|-------------|
| 2"             | 15/16"      | 1-13/16" | 75        | M10 - 1.5 x 35mm  | GLC20M10    |



# STAINLESS SERIES-350lbs

15,16/S7,S8,S9/MD,MT,MV/73,74,7T/MT,MD,MV/ST,S-D,SS/31,32,TS/B1,B2,B3/4S/S5,S6/5L/S57,S58/S61,S62/25/STAINLESS FLOOR LOCKS





# Stainless POLIMED™ SP5/SPT Series Composite Polymer Casters


- S304 Stainless Steel Constructed Raceway
- Modern attractive design, injection molded from reinforced nylon polymer
- Strong, lightweight, corrosion and chemical resistant
- Sealed precision bearings in raceway and wheel
- Swivel, Total Lock and Directional Lock
- Non-Marking

SPDTP60GI4406YY

SP5TP50GI4475YY

SPTTP50GI4495YY

SPDTP50GI4406YY



| Fastening Option (Replace ** in part number with desired plate or stem code) |                    |           |                               |                          |                   |                    |  |
|--|--------------------|-----------|-------------------------------|--------------------------|-------------------|--------------------|--|
| Plate  | Overall Size       |           | Bolt Hole Pattern             |                          |                   | Mounting Bolt Size |  |
| 06   | 2-3/8" x 3-5/8"    |           | 1-3/4" x 2-7/8" slotted to 3" |                          |                   | 5/16"              |  |
| Stem Code  | Size               | Stem Type | Stem Code                     | Modular Stem Part#       |                   |                    |  |
| 67   | 1/2" - 13 x 1"     | Threaded  | ZZ                            | 1/2" I.D. Hollow Kingpin |                   |                    |  |
| 68   | 1/2" - 13 x 1-1/2" | Threaded  | S1                            | 1/2" - 13 x 4"           | Threaded          | S7STTS1            |  |
| 70   | 1/2" - 13 x 2-3/4" | Threaded  | S2                            | 5/8" - 11 x 4"           | Threaded          | S7STTS2            |  |
| C1   | 1/2"-13 x 4"       | Threaded  | S3                            | 3/4" - 10 x 6"           | Threaded          | S7STTS3            |  |
| C2   | 5/8" - 11 x 4"     | Threaded  | 51                            | 3/4" x 2" CRX DRL        | Octagon           | S7STS51            |  |
| 91   | 7/16" x 1-3/8"     | Grip Ring | 42                            | 7/8" x 2" CRX DRL        | Octagon           | S7STS42            |  |
|  |                    |           | 95                            | .846" x 2-3/16"          | Grip Ring         | S7STG95            |  |
|  |                    |           | 57                            | 3/4" x 2"                | Round w/3 CRX DRL | S7STR57            |  |

\* For more fastening, please refer to modular stem caster

| Expandable Adaptor Stem       |                  |                 |                                |                  |                 |
|-------------------------------|------------------|-----------------|--------------------------------|------------------|-----------------|
| Round Expandable Adapter Stem |                  |                 | Square Expandable Adapter Stem |                  |                 |
| Stem Code                     | Expandable Range | Fit Tubing I.D. | Stem Code                      | Expandable Range | Fit Tubing I.D. |
| 71                            | 0.720" - 0.851"  | 3/4"            | R1                             | 0.720" - 0.851"  | 3/4"            |
| 72                            | 0.852" - 0.927"  | 7/8"            | R2                             | 0.852" - 0.927"  | 7/8"            |
| 7B                            | 0.900" - 0.980"  | 15/16"          | R3                             | 0.928" - 1.029"  | 1"              |
| 73                            | 0.928" - 1.029"  | 1"              | R4                             | 1.030" - 1.140"  | 1-1/8"          |
| 7A                            | 1.020" - 1.070"  | 1-1/16"         | R5                             | 1.360" - 1.425"  | 1-3/8"          |
| 74                            | 1.110" - 1.180"  | 1-1/8"          | R6                             | 1.426" - 1.589"  | 1-1/2"          |
| 78                            | 1.178" - 1.303"  | 1-3/16"         | R7                             | 1.790" - 1.850"  | 1-7/8"          |
| 75                            | 1.360" - 1.425"  | 1-3/8"          | U2                             | 0.852" - 0.927"  | 7/8"            |
| 76                            | 1.426" - 1.589"  | 1-1/2"          | U5                             | 1.360" - 1.425"  | 1-3/8"          |
| 77                            | 1.790" - 1.850"  | 1-7/8"          |                                |                  |                 |

| Wheel Diameter | Tread Width | Wheel Type  | Load Capacity | Swivel Caster   | Swivel Radius | Swivel            |               | Swivel Radius   | Swivel                  |  | Overall Height |
|----------------|-------------|-------------|---------------|-----------------|---------------|-------------------|---------------|-----------------|-------------------------|--|----------------|
|                |             |             |               |                 |               | Total-Lock Caster | Swivel Radius |                 | Directional-Lock Caster |  |                |
| 3"             | 1-1/4"      | Thermo-Pro™ | 250           | SP5TP30GI44**YY | 2-3/4"        | SPTTP30GI44**YY   | 3-3/4"        | SPDTP30GI44**YY | 4-3/4"                  |  |                |
| 4"             | 1-1/4"      |             | 275           | SP5TP40GI44**YY | 3-7/16"       | SPTTP40GI44**YY   | 4-7/16"       | SPDTP40GI44**YY | 5-3/4"                  |  |                |
| 5"             | 1-1/4"      |             | 300           | SP5TP50GI44**YY | 4"            | SPTTP50GI44**YY   | 4-7/16"       | SPDTP50GI44**YY | 6-7/8"                  |  |                |
| 6"             | 1-1/4"      |             | 300           | SP5TP60GI44**YY | 4-9/16"       | SPTTP60GI44**YY   | 4-9/16"       | SPDTP60GI44**YY | 7-11/16"                |  |                |

Note: POLIMED™ caster is designed for perfect smooth floor. It is not design to absorb shock from uneven floor or ride.

## 15/16 Stainless Caster - 350LB

- Large selection of wheels and options for various application
- Economically efficient for most applications
- High-Temp grease available upon request(K)
- Constructed with S304 Stainless Steel
- Different brake options available
- NSF listed and ROHS Compliant
- Dual ball bearing raceway
- Electrolytic shining finish
- 3/8" axle and nut



| TKB-Lock Brake Pedal(HY) | Top-Lock Brake pedal(TY) | Zerk Axle(Z) |
|--------------------------|--------------------------|--------------|
|                          |                          |              |





# 15/16 Stainless Caster - 350LB

15/16 SERIES • CAPACITY 350

| Fastening Options (Replace ** in part number with desired plate or stem code) |                    |   |                                  |                           |                    |   |
|---|--------------------|---|----------------------------------|---------------------------|--------------------|---|
| Plate Code  | Overall Size       | Bolt Hole Pattern                       |                                  |                           | Mounting Bolt Size |   |
| 06  | 2-3/4" x 3-3/4"    | 1-3/4" x 2-7/8" slotted to 3"           |                                  |                           | 5/16"              |   |
| X6  | 2-3/4" x 3-3/4"    | 1-13/16" x 2-15/16" to 2-1/8" x 2-3/16" |                                  |                           | 5/16"              |   |
| 11  | 3-1/8" x 4-1/8"    | 1-3/4" x 2-15/16" to 2-3/8" x 3-3/8"    |                                  |                           | 3/8"               |   |
| 17  | 4" x 4-1/2"        | 2-5/8" x 3-5/8" to 3" x 3"              |                                  |                           | 3/8"               |   |
| Order the modular stem installed with code - or uninstalled by part #         |                    |   |                                  | Permanently attached Stem |                    |   |
| Stem Code   | Size               | Modular Stem Part #                     | Stem Type                        | Stem Code                 | Size               | Stem Type   |
| ZZ  | 1/2"               |   | Hollow Kingpin-No Fastener       | 91                        | 7/16" x 1-3/8"     | Grip Ring   |
| 61  | 3/8" - 16 x 1"     | S7STS61                                 | Threaded                         | 68                        | 1/2" - 13 x 1-1/2" | Threaded  |
| S1  | 1/2" - 13 x 4"     | S7STTS1                                 |                                  | 70                        | 1/2" - 13 x 2-3/4" |   |
| 81  | 5/8" x 11 x 1-3/4" | S7STT81                                 |                                  | 71                        | .720" - .851"      | Rounded Expandable Adaptor  |
| S2  | 5/8" - 11 x 4"     | S7STTS2                                 |                                  | 7B                        | .920" - .980"      |   |
| E8  | 5/8"-18 x 1-1/2"   | S7STTE8                                 |                                  | 72                        | .852" - .927"      |   |
| S6  | 3/4" - 10 x 2"     | S7STTS6                                 |                                  | 73                        | .928" - 1.029"     |   |
| S7  | 3/4" - 10 x 4"     | S7STTS7                                 |                                  | 7A                        | 1.020" - 1.100"    |   |
| S3  | 3/4" - 10 x 6"     | S7STTS3                                 |                                  | 74                        | 1.030" - 1.14"     |   |
| S4  | 3/4" - 10 x 8"     | S7STTS4                                 |                                  | Grip Ring                 | 75                 | 1.360" - 1.425"   |
| S5  | 3/4" - 10 x 10"    | S7STTS5                                 |                                  |                           | 76                 | 1.426" - 1.589"   |
| 91  | 7/16" x 1-3/8"     | S7STG95                                 | 77                               |                           | 1.790" - 1.850"    |   |
| 97  | 7/16" x 2"         | S7STG97                                 | Rounded w/ 3 cross drilled holes |                           | 78                 | 1.178" - 1.303"   |
| 95  | .846" x 2-3/16"    | S7STG91                                 | Rounded Grip Ring (2 rings)      | 72S                       | .852" - .927"      | Rounded Expandable Adaptor w/ stainless knurl nuts                                    |
| 57  | 3/4" x 2"          | S7STR57                                 |                                  | 73S                       | .928" - 1.029"     |   |
| 82  | 1-1/8" x 2-3/16"   | S7STG82                                 |                                  | 76S                       | 1.426" - 1.589"    |   |
| 51  | 3/4" x 2"          | S7STS51                                 | Squared w/ 3 cross drilled holes | R1                        | .720" - .851"      | Expandable Adaptor for squared tubing   |
| 42  | 7/8" x 2"          | S7STS42                                 |                                  | R2                        | .852" - .927"      |   |
| 41  | .865" x 2-1/4"     | S7STO41                                 | Octagon w/ Grip Ring             | R3                        | .928" - 1.029"     |  |
| G3  | 7/8" x 3-1/2"      | S7STGG3                                 | Squared Grip Rings (2 rings)     | R4                        | 1.030" - 1.140"    |   |
|   |                    |   |                                  | R5                        | 1.360" - 1.425"    |   |
|   |                    |   | R6                               | 1.426" - 1.589"           |                    |   |
|   |                    |   | R7                               | 1.790" - 1.850"           |                    |   |




| Size   | Overall Height | Swivel Radius |
|--|----------------|---------------|
| 3"   | 4-1/8"         | 3"            |
| 3-1/2"                                       | 4-5/8"         | 3-1/16"       |
| 4"   | 5-1/8"         | 3-1/2"        |
| 4A"  | 5"             | 3-7/16"       |
| 5"   | 6-1/8"         | 4"            |
| *Reduce Overall Height 1/8" for stem casters |                |               |



# 15/16 Stainless Caster - 350LB

## WHEELS

15/16 SERIES • CAPACITY 350



| Wheel Diameter | Tread Width     | Wheel Type    | Load Capacity | +Color     | Bearing Type   | Swivel Caster Part # | Rigid Caster Part # |                |
|----------------|-----------------|---------------|---------------|------------|----------------|----------------------|---------------------|----------------|
| 3"             | 1-1/4"          | Yoke only     |               |            |                |                      | 15ZZ30GZ82**YY      | 16ZZ30GZ82**YY |
|                |                 | Soft Rubber   | 300           |            | Plain          | 15SR30GB82**YY       | 16SR30GB82**YY      |                |
|                |                 | Thermo-Pro™   | 210           | T,Y        |                | ^Precision           | 15TP30GI44**YY      | 16TP30GI44**YY |
|                |                 |               |               |            |                | SS Sleeve            | 15TP30G+47**YY      | 16TP30G+47**YY |
|                |                 |               |               |            |                | SS Prec. BB          | 15TP30G+9S**YY      | 16TP30G+9S**YY |
|                |                 |               |               |            |                | Plain                | 15TP30GI4S**YY      | 16TP30GI4S**YY |
|                |                 |               |               |            |                | Plain                | 15TP30GI82**YY      | 16TP30GI82**YY |
|                |                 | Nomadic™      | 300           | I,L        |                | Delrin               | 15NM30G+5A**YY      | 16NM30G+5A**YY |
|                |                 |               |               |            |                | SS Prec. BB          | 15NM30G+4S**YY      | 16NM30G+4S**YY |
|                |                 | Element™      | 210           |            |                | Delrin               | 15EL30GI5A**YY      | 16EL30GI5A**YY |
|                |                 | Poly-Pro™     | 300           | T,Y        | A,D,I,K,S      | ^Precision           | 15PP30G+44**YY      | 16PP30G+44**YY |
|                |                 |               |               |            |                | ^Precision           | 15PP30G+47**YY      | 16PP30G+47**YY |
|                |                 |               |               |            |                | SS Sleeve            | 15PP30G+9S**YY      | 16PP30G+9S**YY |
|                |                 |               |               |            |                | SS BB                | 15PP30G+2S**YY      | 16PP30G+2S**YY |
|                |                 |               |               |            |                | Delrin               | 15PP30G+55**YY      | 16PP30G+55**YY |
|                |                 |               |               |            |                | SS Prec. BB          | 15PP30GI4S**YY      | 16PP30GI4S**YY |
|                |                 | Polymadic™    | 300           |            |                | Delrin               | 15PM30GM5A**YY      | 16PM30GM5A**YY |
|                |                 | DuraLastomer™ | 300           |            |                | SS Sleeve            | 15SU30GL9S**YY      | 16SU30GL9S**YY |
|                |                 | Hard Rubber   | 275           |            |                | Plain                | 15HR30GB82**YY      | 16HR30GB82**YY |
|                |                 | Polyolefin    | 250           | B,Z        |                | Plain                | 15PO30G+82**YY      | 16PO30G+82**YY |
|                | 300             |               | J,Z           |            | SS Sleeve      | 15PO30G+9S**YY       | 16PO30G+9S**YY      |                |
|                | 300             |               |               |            | SS BB          | 15PO30GZ2S**YY       | 16PO30GZ2S**YY      |                |
|                | H.D. Polyolefin | 250           | B,E           |            | Plain          | 15HP30G+82**YY       | 16HP30G+82**YY      |                |
|                | Nylon           | 300           |               |            | SS Sleeve      | 15NY30GE9S**YY       | 16NY30GE9S**YY      |                |
|                |                 |               |               |            | SS Prec. BB    | 15NY30GE4S**YY       | 16NY30GE4S**YY      |                |
|                | Phenolic        | 300           |               |            | SS Top Hat     | 15PH30GB97**YY       | 16PH30GB97**YY      |                |
| H.T. Phenolic  | 200             |               |               | SS Top Hat | 15HT30GQ97**YY | 16HT30GQ97**YY       |                     |                |
| BrimStone™     | 350             |               |               | SS Top Hat | 15GN30GQ97**YY | 16GN30GQ97**YY       |                     |                |
|                | 1-1/2"          | Phenolic      | 350           |            | SS Sleeve      | 15PH30HB9S**YY       | 16PH30HB9S**YY      |                |



15/16 SERIES • CAPACITY 350

# 15/16 Stainless Caster - 350LB

| Wheel Diameter | Tread Width | Wheel Type     | Load Capacity | +Color                    | Bearing Type   | Swivel Caster Part # | Rigid Caster Part # |                |
|----------------|-------------|----------------|---------------|---------------------------|----------------|----------------------|---------------------|----------------|
| 3-1/2          | 1-1/4"      | Yoke only      |               |                           |                |                      | 15ZZ35GZ82**YY      | 16ZZ35GZ82**YY |
|                |             | Soft Rubber    | 300           |                           | Plain          | 15SR35GB82**YY       | 16SR35GB82**YY      |                |
|                |             | Thermo-Pro™    | 230           | T,Y                       | ^Precision     | 15TP35GI44**YY       | 16TP35GI44**YY      |                |
|                |             |                |               |                           |                | 15TP35G+47**YY       | 16TP35G+47**YY      |                |
|                |             |                |               |                           | SS Sleeve      | 15TP35G+9S**YY       | 16TP35G+9S**YY      |                |
|                |             |                |               | Plain                     | 15TP35GI82**YY | 16TP35GI82**YY       |                     |                |
|                |             | Nomadic™       | 300           | I,L                       | Delrin         | 15NM35G+5A**YY       | 16NM35G+5A**YY      |                |
|                |             | Element™       | 220           |                           | Delrin         | 15EL35GI5A**YY       | 16EL35GI5A**YY      |                |
|                |             | Poly-Pro™      | 300           | A,D,I,K,S<br>T,Y<br>K,W,P | ^Precision     | 15PP35G+44**YY       | 16PP35G+44**YY      |                |
|                |             |                |               |                           |                | 15PP35G+47**YY       | 16PP35G+47**YY      |                |
|                |             |                |               |                           | SS Sleeve      | 15PP35G+9S**YY       | 16PP35G+9S**YY      |                |
|                |             |                |               |                           | SS BB          | 15PP35G+2S**YY       | 16PP35G+2S**YY      |                |
|                |             |                |               |                           | Delrin         | 15PP35G+55**YY       | 16PP35G+55**YY      |                |
|                |             |                |               | SS Prec. BB               | 15PP35GI4S**YY | 16PP35GI4S**YY       |                     |                |
|                |             | Polymadic™     | 325           |                           | Delrin         | 15PM35GM5A**YY       | 16PM35GM5A**YY      |                |
|                |             | Stainless Disc | 250           |                           | Ball           | 15US35GLA3**YY       | 16US35GLA3**YY      |                |
|                |             | Hard Rubber    | 300           |                           | Plain          | 15HR35GB82**YY       | 16HR35GB82**YY      |                |
|                |             | Polyolefin     | 300           | J,Z                       | Plain          | 15PO35G+82**YY       | 16PO35G+82**YY      |                |
|                |             | Nylon          | 325           |                           | Plain          | 15NY35GE82**YY       | 16NY35GE82**YY      |                |
|                |             |                |               |                           | SS Prec. BB    | 15NY35GE4S**YY       | 16NY35GE4S**YY      |                |
| Phenolic       | 350         |                | SS Top Hat    | 15PH35GB97**YY            | 16PH35GB97**YY |                      |                     |                |

*Notes*



# 15/16 Stainless Caster -350LB

15/16 SERIES • CAPACITY 350

| Wheel Diameter | Tread Width    | Wheel Type      | Load Capacity | +Color      | Bearing Type   | Swivel Caster Part # | Rigid Caster Part # |                |
|----------------|----------------|-----------------|---------------|-------------|----------------|----------------------|---------------------|----------------|
| 4"             | 1-1/4"         | Yoke only       |               |             |                |                      | 15ZZ40GZ82**YY      | 16ZZ40GZ82**YY |
|                |                | Soft Rubber     | 350           |             | Plain          | 15SR40GB82**YY       | 16SR40GB82**YY      |                |
|                |                | Thermo-Pro™     | 250           | T,Y         | ^Precision     | 15TP40GI44**YY       | 16TP40GI44**YY      |                |
|                |                |                 |               |             |                | 15TP40G+47**YY       | 16TP40G+47**YY      |                |
|                |                |                 |               |             | SS Sleeve      | 15TP40G+9S**YY       | 16TP40G+9S**YY      |                |
|                |                |                 |               |             | SS Prec. BB    | 15TP40GI4S**YY       | 16TP40GI4S**YY      |                |
|                |                |                 |               |             | Plain          | 15TP40GI82**YY       | 16TP40GI82**YY      |                |
|                |                | Nomadic™        | 300           | I,L         | Delrin         | 15NM40G+5A**YY       | 16NM40G+5A**YY      |                |
|                |                |                 |               |             |                | SS Prec. BB          | 15NM40G+4S**YY      | 16NM40G+4S**YY |
|                |                | Element™        | 240           |             | Delrin         | 15EL40GI5A**YY       | 16EL40GI5A**YY      |                |
|                |                | Poly-Pro™       | 350           | A,D,I,S,C   | ^Precision     | 15PP40G+44**YY       | 16PP40G+44**YY      |                |
|                |                |                 |               |             |                | 15PP40G+47**YY       | 16PP40G+47**YY      |                |
|                |                |                 |               | T,Y         | SS Sleeve      | 15PP40G+9S**YY       | 16PP40G+9S**YY      |                |
|                |                |                 |               |             |                | SS BB                | 15PP40G+2S**YY      | 16PP40G+2S**YY |
|                |                |                 |               |             |                | Delrin               | 15PP40G+55**YY      | 16PP40G+55**YY |
|                |                |                 |               | SS Prec. BB | 15PP40GI4S**YY | 16PP40GI4S**YY       |                     |                |
|                |                | Polymadic™      | 350           |             | Delrin         | 15PM40GM5A**YY       | 16PM40GM5A**YY      |                |
|                |                | Stainless Disc  | 270           |             | Ball           | 15US40GLA3**YY       | 16US40GLA3**YY      |                |
|                |                | Conductive      | 250           |             | ^Precision     | 15CN40GH44**YY       | 16CN40GH44**YY      |                |
|                |                |                 |               |             |                | Precision            | 15CN40GH4S**YY      | 16CN40GH4S**YY |
|                |                | SteROLLizer™    | 300           |             | SS Top Hat     | 15BF40GC97**YY       | 16BF40GC97**YY      |                |
|                |                |                 |               |             |                | 15SL40GC97**YY       | 16SL40GC97**YY      |                |
|                |                | DuraLastomer™   | 350           |             | SS Sleeve      | 15SU40GL9S**YY       | 16SU40GL9S**YY      |                |
|                |                | Hard Rubber     | 350           |             | Plain          | 15HR40GB82**YY       | 16HR40GB82**YY      |                |
|                |                | Polyolefin      | 300           | B,Z         | Plain          | 15PO40G+82**YY       | 16PO40G+82**YY      |                |
|                |                |                 | 350           | J,Z         | SS Sleeve      | 15PO40G+9S**YY       | 16PO40G+9S**YY      |                |
|                |                |                 | 350           |             | SS BB          | 15PO40GZ2S**YY       | 16PO40GZ2S**YY      |                |
|                |                | H.D. Polyolefin | 350           | B,E         | Plain          | 15HP40G+82**YY       | 16HP40G+82**YY      |                |
|                |                | Nylon           | 350           |             | SS Sleeve      | 15NY40GE9S**YY       | 16NY40GE9S**YY      |                |
|                |                |                 |               |             |                | SS Prec. BB          | 15NY40GE4S**YY      | 16NY40GE4S**YY |
|                |                | Phenolic        | 350           |             | SS Top Hat     | 15PH40GB97**YY       | 16PH40GB97**YY      |                |
|                |                | H.T. Phenolic   | 250           |             | SS Top Hat     | 15HT40GQ97**YY       | 16HT40GQ97**YY      |                |
|                |                | BrimStone™      | 300           |             | SS Top Hat     | 15GN40GQ97**YY       | 16GN40GQ97**YY      |                |
|                |                | 1-1/2"          | H.T. Phenolic | 350         |                | SS Sleeve            | 15HT40HQ9S**YY      | 16HT40HQ9S**YY |
|                |                |                 | BrimStone™    | 350         |                | SS Sleeve            | 15GN40HQ9S**YY      | 16GN40HQ9S**YY |
|                |                |                 | Epoxy         | 350         |                | SS BB                | 15OV40HQP4**YY      | 16OV40HQP4**YY |
|                |                |                 |               |             |                |                      | SS Sleeve           | 15OV40HQ9S**YY |
|                |                |                 | SteROLLizer™  | 350         |                | SS Prec. BB          | 15BF40HC61**YY      | 16BF40HC61**YY |
|                | 15SL40HC61**YY | 16SL40HC61**YY  |               |             |                |                      |                     |                |



# 15/16 Stainless Caster - 350LB

15/16 SERIES • CAPACITY 350

| Wheel Diameter | Tread Width   | Wheel Type      | Load Capacity | +Color      | Bearing Type   | Swivel Caster Part # | Rigid Caster Part # |                |                |
|----------------|---------------|-----------------|---------------|-------------|----------------|----------------------|---------------------|----------------|----------------|
| 4"             | 1-1/4"        | Yoke only       |               |             |                |                      | 15ZZ4AGZ81**YY      | 16ZZ4AGZ81**YY |                |
|                |               | Soft Rubber     | 350           |             | Plain          | 15SR4AGB82**YY       | 16SR4AGB82**YY      |                |                |
|                |               | Thermo-Pro™     | 250           | T,Y         |                | ^Precision           | 15TP4AGI44**YY      | 16TP4AGI44**YY |                |
|                |               |                 |               |             |                |                      | 15TP4AG+47**YY      | 16TP4AG+47**YY |                |
|                |               |                 |               |             |                | SS Sleeve            | 15TP4AG+9S**YY      | 16TP4AG+9S**YY |                |
|                |               |                 |               |             |                | SS Prec. BB          | 15TP4AGI4S**YY      | 16TP4AGI4S**YY |                |
|                |               | Nomadic™        | 300           | I,L         |                | Delrin               | 15NM4AG+5A**YY      | 16NM4AG+5A**YY |                |
|                |               |                 |               |             |                |                      | SS Prec. BB         | 15NM4AG+4S**YY | 16NM4AG+4S**YY |
|                |               | Element™        | 240           |             |                | Delrin               | 15EL4AGI5A**YY      | 16EL4AGI5A**YY |                |
|                |               | Poly-Pro™       | 350           | A,D,I,S,C   |                | ^Precision           | 15PP4AG+44**YY      | 16PP4AG+44**YY |                |
|                |               |                 |               |             |                |                      |                     | 15PP4AG+47**YY | 16PP4AG+47**YY |
|                |               |                 |               | T,Y         |                | SS Sleeve            | 15PP4AG+9S**YY      | 16PP4AG+9S**YY |                |
|                |               |                 |               |             |                |                      | SS BB               | 15PP4AG+2S**YY | 16PP4AG+2S**YY |
|                |               |                 |               |             |                |                      | Delrin              | 15PP4AG+55**YY | 16PP4AG+55**YY |
|                |               |                 |               | SS Prec. BB | 15PP4AGI4S**YY | 16PP4AGI4S**YY       |                     |                |                |
|                |               | Polymadic™      | 350           |             |                | Delrin               | 15PM4AGM5A**YY      | 16PM4AGM5A**YY |                |
|                |               | Stainless Disc  | 270           |             |                | Ball                 | 15US4AGLA3**YY      | 16US4AGLA3**YY |                |
|                |               | Conductive      | 250           |             |                | ^Precision           | 15CN4AGH44**YY      | 16CN4AGH44**YY |                |
|                |               |                 |               |             |                |                      | Precision           | 15CN4AGH4S**YY | 16CN4AGH4S**YY |
|                |               | SteROLLizer™    | 300           |             |                | SS Top Hat           | 15BF4AGC97**YY      | 16BF4AGC97**YY |                |
|                |               |                 |               |             |                |                      |                     | 15SL4AGC97**YY | 16SL4AGC97**YY |
|                |               | DuraLastomer™   | 350           |             |                | SS Sleeve            | 15SU4AGL9S**YY      | 16SU4AGL9S**YY |                |
|                |               | Hard Rubber     | 350           |             |                | Plain                | 15HR4AGB82**YY      | 16HR4AGB82**YY |                |
|                |               | Polyolefin      | 300           | B,Z         |                | Plain                | 15PO4AG+82**YY      | 16PO4AG+82**YY |                |
|                |               |                 | 350           | J,Z         |                | SS Sleeve            | 15PO4AG+9S**YY      | 16PO4AG+9S**YY |                |
|                |               |                 | 350           |             |                | SS BB                | 15PO4AGZ2S**YY      | 16PO4AGZ2S**YY |                |
|                |               | H.D. Polyolefin | 350           | B,E         |                | Plain                | 15HP4AG+82**YY      | 16HP4AG+82**YY |                |
|                |               | Nylon           | 350           |             |                | SS Sleeve            | 15NY4AGE9S**YY      | 16NY4AGE9S**YY |                |
|                |               |                 |               |             |                | SS Prec. BB          | 15NY4AGE4S**YY      | 16NY4AGE4S**YY |                |
|                | Phenolic      | 350             |               |             | SS Top Hat     | 15PH4AGB97**YY       | 16PH4AGB97**YY      |                |                |
|                | H.T. Phenolic | 250             |               |             | SS Top Hat     | 15HT4AGQ97**YY       | 16HT4AGQ97**YY      |                |                |
|                | BrimStone™    | 300             |               |             | SS Top Hat     | 15GN4AGQ97**YY       | 16GN4AGQ97**YY      |                |                |
| 1-1/2"         | H.T. Phenolic | 350             |               |             | SS Sleeve      | 15HT4AHQ9S**YY       | 16HT4AHQ9S**YY      |                |                |
|                | BrimStone™    | 350             |               |             | SS Sleeve      | 15GN4AHQ9S**YY       | 16GN4AHQ9S**YY      |                |                |
|                | Epoxy         | 350             |               |             | SS BB          | 15OV4AHQP4**YY       | 16OV4AHQP4**YY      |                |                |
|                |               |                 |               |             |                | SS Sleeve            | 15OV4AHQ9S**YY      | 16OV4AHQ9S**YY |                |
|                | SteROLLizer™  | 350             |               |             | SS Prec. BB    | 15BF4AHC61**YY       | 16BF4AHC61**YY      |                |                |
|                |               |                 |               |             |                | 15SL4AHC61**YY       | 16SL4AHC61**YY      |                |                |



# 15/16 Stainless Caster - 350LB

15/16 SERIES • CAPACITY 350

| Wheel Diameter | Tread Width | Wheel Type          | Load Capacity | +Color     | Bearing Type   | Swivel Caster Part # | Rigid Caster Part # |                |                |
|----------------|-------------|---------------------|---------------|------------|----------------|----------------------|---------------------|----------------|----------------|
| 5"             | 1-1/4"      | Yoke only           |               |            |                |                      | 15ZZ50GZ82**YY      | 16ZZ50GZ82**YY |                |
|                |             | Neoprene Energizer™ | 300           |            | SS Ball B.     | 15EN50VB2S**YY       | 16EN50GV2S**YY      |                |                |
|                |             |                     |               |            | Delrin         | 15EN50VB55**YY       | 16EN50GV55**YY      |                |                |
|                |             | SteROLLizer™        | 300           |            | SS Ball B.     | 15BG50VO2S**YY       | 16BG50VO2S**YY      |                |                |
|                |             | Soft Rubber         | 250           |            | Plain          | 15SR50GB82**YY       | 16SR50GB82**YY      |                |                |
|                |             | Thermo-Pro™         | 300           |            | T,Y            | ^Precision           | 15TP50GI44**YY      | 16TP50GI44**YY |                |
|                |             |                     |               |            |                |                      | 15TP50G+47**YY      | 16TP50G+47**YY |                |
|                |             |                     |               |            |                | SS Sleeve            | 15TP50G+9S**YY      | 16TP50G+9S**YY |                |
|                |             |                     |               |            |                | Delrin               | 15TP50GI5A**YY      | 16TP50GI5A**YY |                |
|                |             |                     |               |            |                | SS Prec. BB          | 15TP50GI4S**YY      | 16TP50GI4S**YY |                |
|                |             | Nomadic™            | 325           |            | I,L            | Delrin               | 15NM50G+5A**YY      | 16NM50G+5A**YY |                |
|                |             |                     |               |            |                | SS Prec. BB          | 15NM50G+4S**YY      | 16NM50G+4S**YY |                |
|                |             | Element™            | 250           |            |                | Delrin               | 15EL50GI5A**YY      | 16EL50GI5A**YY |                |
|                |             | Poly-Pro™           | 300           |            | I,A,D,S        | ^Precision           | 15PP50G+44**YY      | 16PP50G+44**YY |                |
|                |             |                     |               |            |                |                      | B                   | 15PP50GB82**YY | 16PP50GB82**YY |
|                |             |                     |               |            | T,Y            |                      | 15PP50G+47**YY      | 16PP50G+47**YY |                |
|                |             |                     |               |            |                | SS Sleeve            | 15PP50G+9S**YY      | 16PP50G+9S**YY |                |
|                |             |                     |               |            | K,W,P          |                      | SS BB               | 15PP50G+2S**YY | 16PP50G+2S**YY |
|                |             |                     |               |            |                |                      | Delrin              | 15PP50G+55**YY | 16PP50G+55**YY |
|                |             |                     |               |            |                |                      | SS Prec. BB         | 15PP50GI4S**YY | 16PP50GI4S**YY |
|                |             | Polymadic™          | 350           |            |                | Delrin               | 15PM50GM5A**YY      | 16PM50GM5A**YY |                |
|                |             | Stainless Disc      | 300           |            |                | Ball                 | 15US50GLA3**YY      | 16US50GLA3**YY |                |
|                |             | Conductive          | 275           |            |                | ^Precision           | 15CN50GH44**YY      | 16CN50GH44**YY |                |
|                |             | DuraLastomer™       | 350           |            |                | SS Sleeve            | 15SU50GL9S**YY      | 16SU50GL9S**YY |                |
|                |             | Hard Rubber         | 350           |            |                | Plain                | 15HR50GB82**YY      | 16HR50GB82**YY |                |
|                |             | Polyolefin          | 350           | B,Z        |                | Plain                | 15PO50G+82**YY      | 16PO50G+82**YY |                |
|                |             |                     | 350           | J,Z        |                | SS Sleeve            | 15PO50G+9S**YY      | 16PO50G+9S**YY |                |
|                |             | H.D. Polyolefin     | 350           | B,E        |                | Plain                | 15HP50G+82**YY      | 16HP50G+82**YY |                |
|                |             | Nylon               | 350           |            |                | SS Sleeve            | 15NY50GE9S**YY      | 16NY50GE9S**YY |                |
|                |             |                     |               |            |                | SS Prec. BB          | 15NY50GE4S**YY      | 16NY50GE4S**YY |                |
| Phenolic       | 350         |                     |               | SS Top Hat | 15PH50GB97**YY | 16PH50GB97**YY       |                     |                |                |



# E3 Stainless Caster - 350LB

- Large selection of wheels and options for various application
- Economical and efficient for most applications
- High-Temp grease available upon request(K)
- Different brake options available
- Dust cover over the raceway
- NSF and ROHS Compliant
- Dual ball bearing raceway
- Electrolytic shinning finish
- 3/8" axle and nut

E3 SERIES • CAPACITY 350

E3HP50GB8206-0T0000



E3HP50GB8211YY



| Fastening Options (Replace ** in part number with desired plate or stem code) |  |                 |  |                                      |  |                    |
|---|--|-----------------|--|--------------------------------------|--|--------------------|
| Plate Code  |  | Overall Size    |  | Bolt Hole Pattern                    |  | Mounting Bolt Size |
| 06  |  | 2-3/8" x 3-5/8" |  | 1-3/4" x 2-7/8" slotted to 3"        |  | 5/16"              |
| 11  |  | 3-1/8" x 4-1/8" |  | 1-3/4" x 2-15/16" to 2-3/8" x 3-3/8" |  | 3/8"               |
| 17  |  | 4" x 4-1/2"     |  | 2-5/8" x 3-5/8" to 3" x 3"           |  | 3/8"               |

| Stem Code   | Size             | Modular Stem Part # | Stem Type                        | Stem Code (permanently attached) | Size               | Stem Type  |                                       |
|---|------------------|---------------------|----------------------------------|----------------------------------|--------------------|--|---------------------------------------|
| ZZ  | 1/2"             |                     | Hollow Kingpin-No Fastener       | 91                               | 7/16" x 1-3/8"     | Grip Ring  |                                       |
| 61  | 3/8" - 16 x 1"   | S7STS61             | Threaded                         | 68                               | 1/2" - 13 x 1-1/2" | Threaded   |                                       |
| S1  | 1/2" - 13 x 4"   | S7STTS1             |                                  | 70                               | 1/2" - 13 x 2-3/4" |  |                                       |
| S2  | 5/8" - 11 x 4"   | S7STTS2             |                                  | 71                               | .720" - .851"      | Rounded Expandable Adaptor                         |                                       |
| S6  | 3/4" - 10 x 2"   | S7STTS6             |                                  | 7B                               | .920" - .980"      |  |                                       |
| S7  | 3/4" - 10 x 4"   | S7STTS7             |                                  | 72                               | .852" - .927"      |  |                                       |
| S3  | 3/4" - 10 x 6"   | S7STTS3             |                                  | 73                               | .928" - 1.029"     |  |                                       |
| S4  | 3/4" - 10 x 8"   | S7STTS4             |                                  | 7A                               | 1.020" - 1.100"    |  |                                       |
| S5  | 3/4" - 10 x 10"  | S7STTS5             |                                  | 74                               | 1.030" - 1.14"     |  |                                       |
| 91  | 7/16" x 1-3/8"   | S7STG91             |                                  | Grip Ring                        | 75                 |  | 1.360" - 1.425"                       |
| 97  | 7/16" x 2"       | S7STG97             |                                  |                                  | 76                 |  | 1.426" - 1.589"                       |
| 95  | .846" x 2-3/16"  | S7STG91             | 77                               |                                  | 1.790" - 1.850"    |  |                                       |
| 57  | 3/4" x 2"        | S7STR57             | Rounded w/ 3 cross drilled holes | 78                               | 1.178" - 1.303"    | Rounded expandable adaptor w/ stainless knurl nuts |                                       |
| 82  | 1-1/8" x 2-3/16" | S7STG82             | Rounded Grip Ring (2 rings)      | 72S                              | .852" - .927"      |  |                                       |
| 51  | 3/4" x 2"        | S7STS51             | Squared w/ 3 cross drilled holes | 73S                              | .928" - 1.029"     |  |                                       |
| 42  | 7/8" x 2"        |                     |                                  | 76S                              | 1.426" - 1.589"    |  |                                       |
| 41  | .865" x 2-1/4"   | S7STO41             | Octagon w/ Grip Ring             | R1                               | .720" - .851"      |  |                                       |
| G3  | 7/8" x 3-1/2"    | S7STGG3             | Squared Grip Rings (2 rings)     | R2                               | .852" - .927"      |  |                                       |
| Order the modular stem installed with code - or uninstalled by part # |                  |                     |                                  | R3                               | .928" - 1.029"     |  | Expandable adaptor for squared tubing |
|   |                  |                     |                                  | R4                               | 1.030" - 1.140"    |  |                                       |
|   |                  |                     |                                  | R5                               | 1.360" - 1.425"    |  |                                       |
|   |                  |                     |                                  | R6                               | 1.426" - 1.589"    |  |                                       |
|   |                  |                     |                                  | R7                               | 1.790" - 1.850"    |  |                                       |



| Wheel Dia       | Tread Width  | Wheel Type     | Load Cap | +Color      | Bearing Type   | Swivel Caster Part # | Rigid Caster Part # |                |                |
|-----------------|--------------|----------------|----------|-------------|----------------|----------------------|---------------------|----------------|----------------|
| 3"              | 1-1/4"       | Yoke only      |          |             |                |                      | E3ZZ30GZ82**YY      | 16ZZ30GZ82**YY |                |
|                 |              | Soft Rubber    | 300      |             | Plain          | E3SR30GB82**YY       | 16SR30GB82**YY      |                |                |
|                 |              | Thermo-Pro™    | 210      | T,Y         |                | ^Precision           | E3TP30GI44**YY      | 16TP30GI44**YY |                |
|                 |              |                |          |             |                | SS Sleeve            | E3TP30G+47**YY      | 16TP30G+47**YY |                |
|                 |              |                |          |             |                | SS Prec. BB          | E3TP30G+9S**YY      | 16TP30G+9S**YY |                |
|                 |              |                |          |             |                | Plain                | E3TP30GI4S**YY      | 16TP30GI4S**YY |                |
|                 |              | Nomadic™       | 300      | I,L         |                | Delrin               | E3TP30GI82**YY      | 16TP30GI82**YY |                |
|                 |              |                |          |             |                | SS Prec. BB          | E3NM30G+5A**YY      | 16NM30G+5A**YY |                |
|                 |              | Element™       | 210      |             |                | Delrin               | E3NM30G+4S**YY      | 16NM30G+4S**YY |                |
|                 |              | Poly-Pro™      | 250      |             |                | A,D,I,K,S            | E3EL30GI5A**YY      | 16EL30GI5A**YY |                |
|                 |              |                |          |             |                | T,Y                  | ^Precision          | E3PP30G+44**YY | 16PP30G+44**YY |
|                 |              |                |          |             |                | K,W,P                | SS Sleeve           | E3PP30G+47**YY | 16PP30G+47**YY |
|                 |              |                |          |             |                |                      | SS BB               | E3PP30G+9S**YY | 16PP30G+9S**YY |
|                 |              | Polymadic™     | 300      |             |                | Delrin               | E3PP30G+2S**YY      | 16PP30G+2S**YY |                |
|                 |              |                |          |             |                | SS Prec. BB          | E3PP30G+55**YY      | 16PP30G+55**YY |                |
|                 |              | DuraLastomer™  | 300      |             |                | Delrin               | E3PP30GI4S**YY      | 16PP30GI4S**YY |                |
|                 |              | Hard Rubber    | 275      |             |                | Delrin               | E3PM30GM5A**YY      | 16PM30GM5A**YY |                |
|                 | SS Sleeve    |                |          |             |                | E3SU30GL9S**YY       | 16SU30GL9S**YY      |                |                |
|                 | Polyolefin   | 250            | B,Z      |             | Plain          | E3HR30GB82**YY       | 16HR30GB82**YY      |                |                |
|                 |              |                |          |             | 300            | J,Z                  | SS Sleeve           | E3PO30G+82**YY | 16PO30G+82**YY |
| SS BB           |              |                |          |             |                |                      | E3PO30G+9S**YY      | 16PO30G+9S**YY |                |
| H.D. Polyolefin | 250          | B,E            |          | Plain       | E3PO30GZ2S**YY | 16PO30GZ2S**YY       |                     |                |                |
|                 |              |                |          | SS Sleeve   | E3HP30G+82**YY | 16HP30G+82**YY       |                     |                |                |
| Nylon           | 300          |                |          | SS Sleeve   | E3NY30GE9S**YY | 16NY30GE9S**YY       |                     |                |                |
|                 |              |                |          | SS Prec. BB | E3NY30GE4S**YY | 16NY30GE4S**YY       |                     |                |                |
| Phenolic        | 300          |                |          | SS Top Hat  | E3PH30GB97**YY | 16PH30GB97**YY       |                     |                |                |
| H.T. Phenolic   | 200          |                |          | SS Top Hat  | E3HT30GQ97**YY | 16HT30GQ97**YY       |                     |                |                |
| BrimStone™      | 350          |                |          | SS Top Hat  | E3GN30GQ97**YY | 16GN30GQ97**YY       |                     |                |                |
| Phenolic        | 350          |                |          | SS Sleeve   | E3PH30HB9S**YY | 16PH30HB9S**YY       |                     |                |                |
| 3-1/2"          | 1-1/4"       | Yoke only      |          |             |                |                      | E3ZZ35GZ82**YY      | 16ZZ35GZ82**YY |                |
|                 |              | Soft Rubber    | 300      |             | Plain          | E3SR35GB82**YY       | 16SR35GB82**YY      |                |                |
|                 |              | Thermo-Pro™    | 230      | T,Y         |                | ^Precision           | E3TP35GI44**YY      | 16TP35GI44**YY |                |
|                 |              |                |          |             |                | SS Sleeve            | E3TP35G+47**YY      | 16TP35G+47**YY |                |
|                 |              |                |          |             |                | Plain                | E3TP35G+9S**YY      | 16TP35G+9S**YY |                |
|                 |              |                |          |             |                | Delrin               | E3TP35GI82**YY      | 16TP35GI82**YY |                |
|                 |              | Nomadic™       | 300      | I,L         |                | Delrin               | E3NM35G+5A**YY      | 16NM35G+5A**YY |                |
|                 |              | Element™       | 220      |             |                | Delrin               | E3EL35GI5A**YY      | 16EL35GI5A**YY |                |
|                 |              | Poly-Pro™      | 300      |             |                | A,D,I,K,S            | E3PP35G+44**YY      | 16PP35G+44**YY |                |
|                 |              |                |          |             |                | T,Y                  | ^Precision          | E3PP35G+47**YY | 16PP35G+47**YY |
|                 |              |                |          |             |                | K,W,P                | SS Sleeve           | E3PP35G+9S**YY | 16PP35G+9S**YY |
|                 |              |                |          |             |                |                      | SS BB               | E3PP35G+2S**YY | 16PP35G+2S**YY |
|                 |              | Polymadic™     | 325      |             |                | Delrin               | E3PP35G+55**YY      | 16PP35G+55**YY |                |
|                 |              |                |          |             |                | SS Prec. BB          | E3PP35GI4S**YY      | 16PP35GI4S**YY |                |
|                 |              | Stainless Disc | 250      |             |                | Delrin               | E3PM35GM5A**YY      | 16PM35GM5A**YY |                |
|                 |              | Hard Rubber    | 300      |             |                | Ball                 | E3US35GLA3**YY      | 16US35GLA3**YY |                |
|                 |              |                |          |             |                | Plain                | E3HR35GB82**YY      | 16HR35GB82**YY |                |
| Polyolefin      | 300          | J,Z            |          | Plain       | E3PO35G+82**YY | 16PO35G+82**YY       |                     |                |                |
|                 |              |                |          | SS Sleeve   | E3NY35GE82**YY | 16NY35GE82**YY       |                     |                |                |
| Nylon           | 325          |                |          | SS Prec. BB | E3NY35GE4S**YY | 16NY35GE4S**YY       |                     |                |                |
|                 |              |                |          | SS Top Hat  | E3PH35GB97**YY | 16PH35GB97**YY       |                     |                |                |
| Phenolic        | 350          |                |          | SS Top Hat  | E3PH35GB97**YY | 16PH35GB97**YY       |                     |                |                |
| 4"              | 1-1/4"       | Yoke only      |          |             |                |                      | E3ZZ40GZ82**YY      | 16ZZ40GZ82**YY |                |
|                 |              | Soft Rubber    | 350      |             | Plain          | E3SR40GB82**YY       | 16SR40GB82**YY      |                |                |
|                 |              | Thermo-Pro™    | 250      | T,Y         |                | ^Precision           | E3TP40GI44**YY      | 16TP40GI44**YY |                |
|                 |              |                |          |             |                | SS Sleeve            | E3TP40G+47**YY      | 16TP40G+47**YY |                |
|                 |              |                |          |             |                | SS Prec. BB          | E3TP40G+9S**YY      | 16TP40G+9S**YY |                |
|                 |              |                |          |             |                | Plain                | E3TP40GI4S**YY      | 16TP40GI4S**YY |                |
|                 |              | Nomadic™       | 300      | I,L         |                | Delrin               | E3TP40GI82**YY      | 16TP40GI82**YY |                |
|                 |              |                |          |             |                | SS Prec. BB          | E3NM40G+5A**YY      | 16NM40G+5A**YY |                |
|                 |              | Element™       | 240      |             |                | Delrin               | E3NM40G+4S**YY      | 16NM40G+4S**YY |                |
|                 |              | Poly-Pro™      | 300      |             |                | A,D,I,S,C            | E3EL40GI5A**YY      | 16EL40GI5A**YY |                |
|                 |              |                |          |             |                | T,Y                  | ^Precision          | E3PP40G+44**YY | 16PP40G+44**YY |
|                 |              |                |          |             |                | K,W,P                | SS Sleeve           | E3PP40G+47**YY | 16PP40G+47**YY |
|                 |              |                |          |             |                |                      | SS BB               | E3PP40G+9S**YY | 16PP40G+9S**YY |
|                 |              | Polymadic™     | 350      |             |                | Delrin               | E3PP40G+2S**YY      | 16PP40G+2S**YY |                |
|                 |              |                |          |             |                | SS Prec. BB          | E3PP40G+55**YY      | 16PP40G+55**YY |                |
|                 |              | Stainless Disc | 270      |             |                | Delrin               | E3PP40GI4S**YY      | 16PP40GI4S**YY |                |
|                 |              | Conductive     | 250      |             |                | Delrin               | E3PM40GM5A**YY      | 16PM40GM5A**YY |                |
|                 | Ball         |                |          |             |                | E3US40GLA3**YY       | 16US40GLA3**YY      |                |                |
|                 | SteROLLizer™ | 300            |          |             | ^Precision     | E3CN40GH44**YY       | 16CN40GH44**YY      |                |                |
|                 |              |                |          |             | Precision      | E3CN40GH4S**YY       | 16CN40GH4S**YY      |                |                |
| DuraLastomer™   | 350          |                |          | SS Top Hat  | E3BF40GC97**YY | 16BF40GC97**YY       |                     |                |                |
|                 |              |                |          | SS Sleeve   | E3SL40GC97**YY | 16SL40GC97**YY       |                     |                |                |
| Hard Rubber     | 350          |                |          | Plain       | E3SU40GL9S**YY | 16SU40GL9S**YY       |                     |                |                |
|                 |              |                |          | SS Sleeve   | E3HR40GB82**YY | 16HR40GB82**YY       |                     |                |                |
| Polyolefin      | 300          | B,Z            |          | Plain       | E3PO40G+82**YY | 16PO40G+82**YY       |                     |                |                |
|                 |              |                |          | 350         | J,Z            | SS Sleeve            | E3PO40G+9S**YY      | 16PO40G+9S**YY |                |
|                 |              |                |          |             |                | SS BB                | E3PO40G+2S**YY      | 16PO40G+2S**YY |                |
| H.D. Polyolefin | 350          | B,E            |          | Plain       | E3PO40GZ2S**YY | 16PO40GZ2S**YY       |                     |                |                |
|                 |              |                |          | SS Sleeve   | E3HP40G+82**YY | 16HP40G+82**YY       |                     |                |                |
| Nylon           | 350          |                |          | SS Sleeve   | E3NY40GE9S**YY | 16NY40GE9S**YY       |                     |                |                |
|                 |              |                |          | SS Prec. BB | E3NY40GE4S**YY | 16NY40GE4S**YY       |                     |                |                |
| Phenolic        | 350          |                |          | SS Top Hat  | E3PH40GB97**YY | 16PH40GB97**YY       |                     |                |                |
| H.T. Phenolic   | 250          |                |          | SS Top Hat  | E3HT40GQ97**YY | 16HT40GQ97**YY       |                     |                |                |
| BrimStone™      | 300          |                |          | SS Top Hat  | E3GN40GQ97**YY | 16GN40GQ97**YY       |                     |                |                |
| 1-1/2"          | 350          |                |          | SS Sleeve   | E3HT40HQ9S**YY | 16HT40HQ9S**YY       |                     |                |                |
|                 |              |                |          | SS Sleeve   | E3GN40HQ9S**YY | 16GN40HQ9S**YY       |                     |                |                |
|                 |              |                |          | SS BB       | E3OV40HQP4**YY | 16OV40HQP4**YY       |                     |                |                |
|                 |              |                |          | SS Sleeve   | E3OV40HQ9S**YY | 16OV40HQ9S**YY       |                     |                |                |
| Epoxy           | 350          |                |          | SS BB       | E3BF40HC61**YY | 16BF40HC61**YY       |                     |                |                |
|                 |              |                |          | SS Sleeve   | E3SL40HC61**YY | 16SL40HC61**YY       |                     |                |                |
| SteROLLizer™    | 350          |                |          | SS Prec. BB | E3SL40HC61**YY | 16SL40HC61**YY       |                     |                |                |





| Wheel Dia  | Tread Width     | Wheel Type          | Load Cap | +Color    | Bearing Type | Swivel Caster Part # | Rigid Caster Part # |                |                |                |
|------------|-----------------|---------------------|----------|-----------|--------------|----------------------|---------------------|----------------|----------------|----------------|
| 4"         | 1-1/4"          | Yoke only           |          |           |              |                      | E3ZZ4AGZ81**YY      | 16ZZ4AGZ81**YY |                |                |
|            |                 | Soft Rubber         | 350      |           | Plain        | E3SR4AGB82**YY       | 16SR4AGB82**YY      |                |                |                |
|            |                 | Thermo-Pro™         | 250      | T,Y       |              | ^Precision           | E3TP4AGI44**YY      | 16TP4AGI44**YY |                |                |
|            |                 |                     |          |           |              |                      | E3TP4AG+47**YY      | 16TP4AG+47**YY |                |                |
|            |                 |                     |          |           |              |                      | E3TP4AG+9S**YY      | 16TP4AG+9S**YY |                |                |
|            |                 |                     |          |           |              |                      | E3TP4AGI4S**YY      | 16TP4AGI4S**YY |                |                |
|            |                 |                     |          |           |              |                      | E3TP4AGI82**YY      | 16TP4AGI82**YY |                |                |
|            |                 | Nomadic™            | 300      | I,L       |              |                      | E3NM4AG+5A**YY      | 16NM4AG+5A**YY |                |                |
|            |                 |                     |          |           |              |                      | E3NM4AG+4S**YY      | 16NM4AG+4S**YY |                |                |
|            |                 | Element™            | 240      |           |              | Delrin               | E3EL4AGI5A**YY      | 16EL4AGI5A**YY |                |                |
|            |                 | Poly-Pro™           | 300      | A,D,I,S,C |              | ^Precision           | E3PP4AG+44**YY      | 16PP4AG+44**YY |                |                |
|            |                 |                     |          |           |              |                      | E3PP4AG+47**YY      | 16PP4AG+47**YY |                |                |
|            |                 |                     |          |           |              |                      | SS Sleeve           | E3PP4AG+9S**YY | 16PP4AG+9S**YY |                |
|            |                 |                     |          |           |              |                      | SS BB               | E3PP4AG+2S**YY | 16PP4AG+2S**YY |                |
|            |                 |                     |          |           |              |                      | Delrin              | E3PP4AG+55**YY | 16PP4AG+55**YY |                |
|            |                 | Poly-Pro™           | 300      | K,W,P     |              |                      | SS Prec. BB         | E3PP4AGI4S**YY | 16PP4AGI4S**YY |                |
|            |                 |                     |          |           |              |                      |                     |                |                |                |
|            |                 | Polymadic™          | 350      |           |              | Delrin               | E3PM4AGM5A**YY      | 16PM4AGM5A**YY |                |                |
|            |                 | Stainless Disc      | 270      |           |              | Ball                 | E3US4AGLA3**YY      | 16US4AGLA3**YY |                |                |
|            |                 | Conductive          | 250      |           |              | ^Precision           | E3CN4AGH44**YY      | 16CN4AGH44**YY |                |                |
|            |                 |                     |          |           |              |                      | Precision           | E3CN4AGH4S**YY | 16CN4AGH4S**YY |                |
|            |                 | SteROLLizer™        | 300      |           |              |                      | SS Top Hat          | E3BF4AGC97**YY | 16BF4AGC97**YY |                |
|            |                 |                     |          |           |              |                      |                     | E3SL4AGC97**YY | 16SL4AGC97**YY |                |
|            |                 | DuraLastomer™       | 350      |           |              | SS Sleeve            | E3SU4AGL9S**YY      | 16SU4AGL9S**YY |                |                |
|            |                 | Hard Rubber         | 350      |           |              |                      | Plain               | E3HR4AGB82**YY | 16HR4AGB82**YY |                |
|            |                 |                     |          |           |              |                      |                     |                |                |                |
|            |                 | Polyolefin          | 300      | B,Z       |              |                      | E3PO4AG+82**YY      | 16PO4AG+82**YY |                |                |
|            | 350             |                     | J,Z      |           |              | SS Sleeve            | E3PO4AG+9S**YY      | 16PO4AG+9S**YY |                |                |
|            | 350             |                     |          |           |              | SS BB                | E3PO4AGZ2S**YY      | 16PO4AGZ2S**YY |                |                |
|            | H.D. Polyolefin | 350                 | B,E      |           |              | Plain                | E3HP4AG+82**YY      | 16HP4AG+82**YY |                |                |
|            | Nylon           | 350                 |          |           |              | SS Sleeve            | E3NY4AGE9S**YY      | 16NY4AGE9S**YY |                |                |
|            |                 |                     |          |           |              | SS Prec. BB          | E3NY4AGE4S**YY      | 16NY4AGE4S**YY |                |                |
|            | Phenolic        | 350                 |          |           |              | SS Top Hat           | E3PH4AGB97**YY      | 16PH4AGB97**YY |                |                |
|            | H.T. Phenolic   | 250                 |          |           |              | SS Top Hat           | E3HT4AGQ97**YY      | 16HT4AGQ97**YY |                |                |
|            | BrimStone™      | 300                 |          |           |              | SS Top Hat           | E3GN4AGQ97**YY      | 16GN4AGQ97**YY |                |                |
| 1-1/2"     | 1-1/2"          | H.T. Phenolic       | 350      |           |              | SS Sleeve            | E3HT4AHQ9S**YY      | 16HT4AHQ9S**YY |                |                |
|            |                 | BrimStone™          | 350      |           |              | SS Sleeve            | E3GN4AHQ9S**YY      | 16GN4AHQ9S**YY |                |                |
|            |                 | Epoxy               | 350      |           |              |                      | SS BB               | E3OV4AHQP4**YY | 16OV4AHQP4**YY |                |
|            |                 |                     |          |           |              |                      | SS Sleeve           | E3OV4AHQ9S**YY | 16OV4AHQ9S**YY |                |
|            |                 | SteROLLizer™        | 350      |           |              |                      | SS Prec. BB         | E3BF4AHC61**YY | 16BF4AHC61**YY |                |
|            |                 |                     |          |           |              | E3SL4AHC61**YY       | 16SL4AHC61**YY      |                |                |                |
| 5"         | 1-1/4"          | Yoke only           |          |           |              |                      | E3ZZ50GZ82**YY      | 16ZZ50GZ82**YY |                |                |
|            |                 | Neoprene Energizer™ | 300      |           |              | SS Ball B.           | E3EN50VB2S**YY      | 16EN50GV2S**YY |                |                |
|            |                 |                     |          |           |              | Delrin               | E3EN50VB55**YY      | 16EN50GV55**YY |                |                |
|            |                 | SteROLLizer™        | 300      |           |              |                      | SS Ball B.          | E3BG50VO2S**YY | 16BG50VO2S**YY |                |
|            |                 | Soft Rubber         | 250      |           |              |                      | Plain               | E3SR50GB82**YY | 16SR50GB82**YY |                |
|            |                 | Thermo-Pro™         | 300      | T,Y       |              | ^Precision           | E3TP50GI44**YY      | 16TP50GI44**YY |                |                |
|            |                 |                     |          |           |              |                      | E3TP50G+47**YY      | 16TP50G+47**YY |                |                |
|            |                 |                     |          |           |              |                      | SS Sleeve           | E3TP50G+9S**YY | 16TP50G+9S**YY |                |
|            |                 |                     |          |           |              |                      | Delrin              | E3TP50GI5A**YY | 16TP50GI5A**YY |                |
|            |                 |                     |          |           |              |                      | SS Prec. BB         | E3TP50GI4S**YY | 16TP50GI4S**YY |                |
|            |                 | Nomadic™            | 325      | I,L       |              |                      | Delrin              | E3NM50G+5A**YY | 16NM50G+5A**YY |                |
|            |                 |                     |          |           |              |                      | SS Prec. BB         | E3NM50G+4S**YY | 16NM50G+4S**YY |                |
|            |                 | Element™            | 250      |           |              |                      | Delrin              | E3EL50GI5A**YY | 16EL50GI5A**YY |                |
|            |                 | Poly-Pro™           | 300      | I,A,D,S   |              | ^Precision           | E3PP50G+44**YY      | 16PP50G+44**YY |                |                |
|            |                 |                     |          |           |              |                      | B                   | E3PP50GB82**YY | 16PP50GB82**YY |                |
|            |                 |                     |          |           |              |                      | T,Y                 | E3PP50G+47**YY | 16PP50G+47**YY |                |
|            |                 |                     |          |           |              |                      | K,W,P               | SS Sleeve      | E3PP50G+9S**YY | 16PP50G+9S**YY |
|            |                 |                     |          |           |              |                      |                     | SS BB          | E3PP50G+2S**YY | 16PP50G+2S**YY |
|            |                 | Poly-Pro™           | 300      | K,W,P     |              |                      | Delrin              | E3PP50G+55**YY | 16PP50G+55**YY |                |
|            |                 |                     |          |           |              |                      | SS Prec. BB         | E3PP50GI4S**YY | 16PP50GI4S**YY |                |
|            |                 | Polymadic™          | 350      |           |              |                      | Delrin              | E3PM50GM5A**YY | 16PM50GM5A**YY |                |
|            |                 | Stainless Disc      | 300      |           |              |                      | Ball                | E3US50GLA3**YY | 16US50GLA3**YY |                |
|            |                 | Conductive          | 275      |           |              |                      | ^Precision          | E3CN50GH44**YY | 16CN50GH44**YY |                |
|            |                 | DuraLastomer™       | 350      |           |              |                      | SS Sleeve           | E3SU50GL9S**YY | 16SU50GL9S**YY |                |
|            |                 | Hard Rubber         | 350      |           |              |                      | Plain               | E3HR50GB82**YY | 16HR50GB82**YY |                |
|            |                 |                     |          |           |              |                      |                     |                |                |                |
|            |                 | Polyolefin          | 350      | B,Z       |              |                      | Plain               | E3PO50G+82**YY | 16PO50G+82**YY |                |
|            | 350             |                     | J,Z      |           |              | SS Sleeve            | E3PO50G+9S**YY      | 16PO50G+9S**YY |                |                |
|            | 350             |                     |          |           |              | Plain                | E3HP50G+82**YY      | 16HP50G+82**YY |                |                |
|            | H.D. Polyolefin | 350                 | B,E      |           |              |                      |                     |                |                |                |
|            |                 |                     |          |           |              |                      |                     |                |                |                |
|            | Nylon           | 350                 |          |           |              | SS Sleeve            | E3NY50GE9S**YY      | 16NY50GE9S**YY |                |                |
|            |                 |                     |          |           |              | SS Prec. BB          | E3NY50GE4S**YY      | 16NY50GE4S**YY |                |                |
|            | Phenolic        | 350                 |          |           |              | SS Top Hat           | E3PH50GB97**YY      | 16PH50GB97**YY |                |                |
|            | H.T. Phenolic   | 350                 |          |           |              | SS Top Hat           | E3HT50GQ97**YY      | 16HT50GQ97**YY |                |                |
| BrimStone™ | 350             |                     |          |           | SS Top Hat   | E3GN50GQ97**YY       | 16GN50GQ97**YY      |                |                |                |

^Precision is not stainless

## S7/S8/S9 Stainless Total Lock Caster Series - 350LB

- Large selection of wheels and options for various applications
- Economically efficient for most applications
- High-Temp grease available upon request
- Constructed with S304 Stainless Steel
- NSF listed and RoHS Compliant
- Dual ball bearing raceway
- Electrolytic shining finish
- 3/8" axle and nut

S7, S8, S9 SERIES • CAPACITY 350



| TKB-Brake Pedal(H) | Top-Lock Brake Pedal(T) | Zerk Axle(Z) |
|--------------------|-------------------------|--------------|
|                    |                         |              |



# S7/S8/S9 Stainless Total Lock Caster Series - 350LB

| Fastening Options (Replace ** in part number with desired plate or stem code) |                    |                     |  |                                 |                    |                                      |  |
|---|--------------------|---------------------|--|---------------------------------|--------------------|--------------------------------------|--|
| Plate Code  | Overall Size       |                     | Bolt Hole Pattern                        |                                 | Mounting Bolt Size |                                      |  |
| 06  | 2-3/8" x 3-5/8"    |                     | 1-3/4" x 2-7/8" slotted to 3"            |                                 | 5/16"              |                                      |  |
| X6  | 2-3/8" x 3-5/8"    |                     | 1-13/16" x 2-15/16" to 2-1/8" x 2-13/16" |                                 | 5/16"              |                                      |  |
| 11  | 3-1/8" x 4-1/8"    |                     | 1-3/4" x 2-15/16" to 2-3/8" x 3-3/8"     |                                 | 3/8"               |                                      |  |
| 17  | 4" x 4-1/2"        |                     | 2-5/8" x 3-5/8" to 3" x 3"               |                                 | 3/8"               |                                      |  |
| Order modular stem installed with code - or uninstalled by part #             |                    |                     |  | Permanently Attached Stem       |                    |                                      |  |
| Stem Code   | Size               | Modular Stem Part # | Stem Type                                | Stem Code                       | Size               | Stem Type                            |  |
| ZZ  | 1/2"               |                     | Hollow Kingpin-No Fastener               | 91                              | 7/16" x 1-3/8"     | Grip Ring                            |  |
| 61  | 3/8" - 16 x 1"     | S7STS61             | Threaded                                 | 95                              | .846" x 2-3/16"    |                                      |  |
| S1  | 1/2" - 13 x 4"     | S7STTS1             |  | 67                              | 1/2" - 13 x 1"     | Threaded                             |  |
| 81  | 5/8" - 11 x 1-3/4" | S7STT81             |  | 68                              | 1/2" - 13 x 1-1/2" |                                      |  |
| S2  | 5/8" - 11 x 4"     | S7STTS2             |  | 70                              | 1/2" - 13 x 2-3/4" |                                      |  |
| E8  | 5/8"-18 x 1-1/2"   | S7STTE8             |  | 71                              | .720" - .851"      | Rounded Expandable Adaptor           |  |
| S6  | 3/4" - 10 x 2"     | S7STTS6             |  | 7B                              | 0.920" - 0.980"    |                                      |  |
| S7  | 3/4" - 10 x 4"     | S7STTS7             |  | 72                              | .852" - .927"      |                                      |  |
| S3  | 3/4" - 10 x 6"     | S7STTS3             |  | 73                              | .928" - 1.029"     |                                      |  |
| S4  | 3/4" - 10 x 8"     | S7STTS4             |  | 7A                              | 1.020" - 1.100"    |                                      |  |
| S5  | 3/4" - 10 x 10"    | S7STTS5             |  | 74                              | 1.030" - 1.14"     |                                      |  |
| 97  | 7/16" x 2"         | S7STG97             |  | Grip Ring                       | 75                 |                                      | 1.360" - 1.425"                                    |
| 57  | 3/4" x 2"          | S7STR57             |  | Rounded w/3 cross drilled holes | 76                 | 1.426" - 1.589"                      | Rounded Expandable Adaptor w/ stainless knurl nuts |
| 82  | 1-1/8" x 2-3/16"   | S7STG82             |  | Rounded Grip Ring (2 rings)     | 77                 | 1.790" - 1.850"                      |  |
| 51  | 3/4" x 2"          | S7STS51             | Square w/3 cross drilled holes           | 78                              | 1.178" - 1.303"    |                                      |  |
| 42  | 7/8" x 2"          | S7ST042             |  | 72S                             | .852" - .927"      |                                      |  |
| 41  | .875 x 2-1/4"      | S7STO41             | Octagon w/ Grip Ring                     | 73S                             | .928" - 1.029"     |                                      |  |
| G3  | 7/8" x 3-1/2"      | S7STOG3             | Square Grip rings(2 rings)               | 76S                             | 1.426" - 1.589"    |                                      |  |
|   |                    |                     |  | R1                              | .720" - .851"      | Expandable Adaptor for square tubing |  |
|   |                    |                     |  | R2                              | .852" - .927"      |                                      |  |
|   |                    |                     |  | R3                              | .928" - 1.029"     |                                      |  |
|   |                    |                     |  | R4                              | 1.030" - 1.140"    |                                      |  |
|   |                    |                     |  | R5                              | 1.360" - 1.425"    |                                      |  |
|   |                    |                     |  | R6                              | 1.426" - 1.589"    |                                      |  |
|   |                    |                     |  | R7                              | 1.790" - 1.850"    |                                      |  |



| Size   | Overall Height | Swivel Radius |          |
|--------|----------------|---------------|----------|
|        |                | S7            | S9       |
| 3"     | 4-1/4"         | 4-1/4"        | 2-13/16" |
| 3-1/2" | 4-3/4"         | 4-1/4"        | 3-1/16"  |
| 4"     | 5-1/4"         | 4-1/4"        | 3-5/16"  |
| 5"     | 6-1/4"         | 4-1/4"        | 3-7/8"   |


\*Reduce Overall Height 1/8" for stem casters



# S7/S8/S9 Stainless Total Lock Caster Series - 350LB

## WHEELS

S7, S8, S9 SERIES • CAPACITY 350



| Wheel Diameter | Tread Width | Wheel Type      | Load Capacity  | +Color                  | Bearing Type   | Total Lock Caster Part # | Swivel Caster Part # | Rigid Caster Part # |                |                |                |                |
|----------------|-------------|-----------------|----------------|-------------------------|----------------|--------------------------|----------------------|---------------------|----------------|----------------|----------------|----------------|
| 3"             | 1-1/4"      | Yoke only       |                |                         |                |                          | S7ZZ30GZ82**YY       | S9ZZ30GZ82**YY      | S8ZZ30GZ82**YY |                |                |                |
|                |             | Soft Rubber     | 300            |                         | Plain          | S7SR30GB82**YY           | S9SR30GB82**YY       | S8SR30GB82**YY      |                |                |                |                |
|                |             | Thermo-Pro™     | 210            | T,Y                     |                | ^Precision               | S7TP30GI44**YY       | S9TP30GI44**YY      | S8TP30GI44**YY |                |                |                |
|                |             |                 |                |                         |                |                          | S7TP30G+47**YY       | S9TP30G+47**YY      | S8TP30G+47**YY |                |                |                |
|                |             |                 |                |                         |                | SS Sleeve                | S7TP30G+9S**YY       | S9TP30G+9S**YY      | S8TP30G+9S**YY |                |                |                |
|                |             |                 |                |                         |                | SS Prec. BB              | S7TP30GI4S**YY       | S9TP30GI4S**YY      | S8TP30GI4S**YY |                |                |                |
|                |             |                 |                |                         |                | Plain                    | S7TP30GI82**YY       | S9TP30GI82**YY      | S8TP30GI82**YY |                |                |                |
|                |             | Nomadic™        | 300            | I                       |                | Delrin                   | S7NM30G+5A**YY       | S9NM30G+5A**YY      | S8NM30G+5A**YY |                |                |                |
|                |             |                 |                |                         |                | SS Prec. BB              | S7NM30G+4S**YY       | S9NM30G+4S**YY      | S8NM30G+4S**YY |                |                |                |
|                |             | Element™        | 210            |                         |                | Delrin                   | S7EL30GI5A**YY       | S9EL30GI5A**YY      | S8EL30GI5A**YY |                |                |                |
|                |             | Poly-Pro™       | 300            | A,D,I,K,S<br>T,Y<br>K,W |                | ^Precision               | S7PP30G+44**YY       | S9PP30G+44**YY      | S8PP30G+44**YY |                |                |                |
|                |             |                 |                |                         |                |                          | S7PP30G+47**YY       | S9PP30G+47**YY      | S8PP30G+47**YY |                |                |                |
|                |             |                 |                |                         |                | SS Sleeve                | S7PP30G+9S**YY       | S9PP30G+9S**YY      | S8PP30G+9S**YY |                |                |                |
|                |             |                 |                |                         |                | SS BB                    | S7PP30G+2S**YY       | S9PP30G+2S**YY      | S8PP30G+2S**YY |                |                |                |
|                |             |                 |                |                         |                | Delrin                   | S7PP30G+55**YY       | S9PP30G+55**YY      | S8PP30G+55**YY |                |                |                |
|                |             | SS Prec. BB     | S7PP30GI4S**YY | S9PP30GI4S**YY          | S8PP30GI4S**YY |                          |                      |                     |                |                |                |                |
|                |             | Polymadic™      | 300            |                         |                | Delrin                   | S7PM30GM5A**YY       | S9PM30GM5A**YY      | S8PM30GM5A**YY |                |                |                |
|                |             | DuraLastomer™   | 300            |                         |                | SS Sleeve                | S7SU30GL9S**YY       | S9SU30GL9S**YY      | S8SU30GL9S**YY |                |                |                |
|                |             | Hard Rubber     | 275            |                         |                | Plain                    | S7HR30GB82**YY       | S9HR30GB82**YY      | S8HR30GB82**YY |                |                |                |
|                |             |                 |                |                         |                | Polyolefin               | 250                  | B,Z                 | SS Sleeve      | S7PO30G+82**YY | S9PO30G+82**YY | S8PO30G+82**YY |
|                |             |                 |                |                         |                |                          | 300                  | J,Z                 | Delrin Sleeve  | S7PO30G+90**YY | S9PO30G+90**YY | S8PO30G+90**YY |
|                |             | SS BB           | S7PO30GZ2S**YY | S9PO30GZ2S**YY          | S8PO30GZ2S**YY |                          |                      |                     |                |                |                |                |
|                |             | H.D. Polyolefin | 250            | B,E                     |                | Plain                    | S7HP30G+82**YY       | S9HP30G+82**YY      | S8HP30G+82**YY |                |                |                |
|                |             | Nylon           | 300            |                         |                | SS Sleeve                | S7NY30GE9S**YY       | S9NY30GE9S**YY      | S8NY30GE9S**YY |                |                |                |
|                |             |                 |                |                         |                | SS Prec. BB              | S7NY30GE4S**YY       | S9NY30GE4S**YY      | S8NY30GE4S**YY |                |                |                |
|                |             | Phenolic        | 300            |                         |                | SS Top Hat               | S7PH30GB97**YY       | S9PH30GB97**YY      | S8PH30GB97**YY |                |                |                |
|                |             | H.T. Phenolic   | 200            |                         |                | SS Top Hat               | S7HT30GQ97**YY       | S9HT30GQ97**YY      | S8HT30GQ97**YY |                |                |                |
|                | BrimStone™  | 350             |                |                         | SS Top Hat     | S7GN30GQ97**YY           | S9GN30GQ97**YY       | S8GN30GQ97**YY      |                |                |                |                |
|                | 1-1/2"      | Phenolic        | 350            |                         |                | SS Sleeve                | S7PH30HB9S**YY       | S9PH30HB9S**YY      | S8PH30HB9S**YY |                |                |                |



# S7/S8/S9 Stainless Total Lock Caster Series - 350LB

S7, S8, S9 SERIES • CAPACITY 350

| Wheel Diameter | Tread Width | Wheel Type     | Load Capacity | +Color      | Bearing Type   | Total Lock Caster Part # | Swivel Caster Part # | Rigid Caster Part # |                |                |
|----------------|-------------|----------------|---------------|-------------|----------------|--------------------------|----------------------|---------------------|----------------|----------------|
| 3-1/2"         | 1-1/4"      | Yoke only      |               |             |                |                          | S7ZZ35GZ82**YY       | S9ZZ35GZ82**YY      | S8ZZ35GZ82**YY |                |
|                |             | Soft Rubber    | 300           |             | Plain          |                          | S7SR35GB82**YY       | S9SR35GB82**YY      | S8SR35GB82**YY |                |
|                |             | Thermo-Pro™    | 230           | T,Y         |                | ^Precision               |                      | S7TP35GI44**YY      | S9TP35GI44**YY | S8TP35GI44**YY |
|                |             |                |               |             |                |                          |                      | S7TP35G+47**YY      | S9TP35G+47**YY | S8TP35G+47**YY |
|                |             |                |               |             |                | SS Sleeve                |                      | S7TP35G+9S**YY      | S9TP35G+9S**YY | S8TP35G+9S**YY |
|                |             |                |               |             |                | Plain                    |                      | S7TP35GI82**YY      | S9TP35GI82**YY | S8TP35GI82**YY |
|                |             | Nomadic™       | 300           | I,L         | Delrin         |                          | S7NM35G+5A**YY       | S9NM35G+5A**YY      | S8NM35G+5A**YY |                |
|                |             | Element™       | 220           |             | Delrin         |                          | S7EL35GI5A**YY       | S9EL35GI5A**YY      | S8EL35GI5A**YY |                |
|                |             | Poly-Pro™      | 300           | T,Y         | K,W,P          | ^Precision               | A,D,I,K,S            | S7PP35G+44**YY      | S9PP35G+44**YY | S8PP35G+44**YY |
|                |             |                |               |             |                |                          |                      | S7PP35G+47**YY      | S9PP35G+47**YY | S8PP35G+47**YY |
|                |             |                |               |             |                | SS Sleeve                |                      | S7PP35G+9S**YY      | S9PP35G+9S**YY | S8PP35G+9S**YY |
|                |             |                |               |             |                | SS BB                    |                      | S7PP35G+2S**YY      | S9PP35G+2S**YY | S8PP35G+2S**YY |
|                |             |                |               |             |                | Delrin                   |                      | S7PP35G+55**YY      | S9PP35G+55**YY | S8PP35G+55**YY |
|                |             |                |               |             | SS Prec. BB    |                          | S7PP35GI4S**YY       | S9PP35GI4S**YY      | S8PP35GI4S**YY |                |
|                |             | Polymadic™     | 325           |             | Delrin         |                          | S7PM35GM5A**YY       | S9PM35GM5A**YY      | S8PM35GM5A**YY |                |
|                |             | Stainless Disc | 250           |             | Ball           |                          | S7US35GLA3**YY       | S9US35GLA3**YY      | S8US35GLA3**YY |                |
|                |             | Hard Rubber    | 300           |             | Plain          |                          | S7HR35GB82**YY       | S9HR35GB82**YY      | S8HR35GB82**YY |                |
| Polyolefin     | 300         | J,Z            | Plain         |             | S7PO35G+82**YY | S9PO35G+82**YY           | S8PO35G+82**YY       |                     |                |                |
| Nylon          | 325         |                |               | Plain       |                | S7NY35GE82**YY           | S9NY35GE82**YY       | S8NY35GE82**YY      |                |                |
|                |             |                |               | SS Prec. BB |                | S7NY35GE4S**YY           | S9NY35GE4S**YY       | S8NY35GE4S**YY      |                |                |
| Phenolic       | 350         |                | SS Top Hat    |             | S7PH35GB97**YY | S9PH35GB97**YY           | S8PH35GB97**YY       |                     |                |                |

Notes



# S7/S8/S9 Stainless Total Lock Caster Series - 350LB

S7, S8, S9 SERIES • CAPACITY 350

| Wheel Diameter | Tread Width    | Wheel Type      | Load Capacity | +Color         | Bearing Type   | Total Lock Caster Part # | Swivel Caster Part # | Rigid Caster Part # |                |                |
|----------------|----------------|-----------------|---------------|----------------|----------------|--------------------------|----------------------|---------------------|----------------|----------------|
| 4"             | 1-1/4"         | Yoke only       |               |                |                |                          | S7ZZ40GZ82**YY       | S9ZZ40GZ82**YY      | S8ZZ40GZ82**YY |                |
|                |                | Soft Rubber     | 350           |                | Plain          | S7SR40GB82**YY           | S9SR40GB82**YY       | S8SR40GB82**YY      |                |                |
|                |                | Thermo-Pro™     | 250           | T,Y            | ^Precision     | S7TP40GI44**YY           | S9TP40GI44**YY       | S8TP40GI44**YY      |                |                |
|                |                |                 |               |                |                | S7TP40G+47**YY           | S9TP40G+47**YY       | S8TP40G+47**YY      |                |                |
|                |                |                 |               | SS Sleeve      | S7TP40G+9S**YY | S9TP40G+9S**YY           | S8TP40G+9S**YY       |                     |                |                |
|                |                |                 |               | SS Prec. BB    | S7TP40GI4S**YY | S9TP40GI4S**YY           | S8TP40GI4S**YY       |                     |                |                |
|                |                |                 |               | Plain          | S7TP40GI82**YY | S9TP40GI82**YY           | S8TP40GI82**YY       |                     |                |                |
|                |                | Nomadic™        | 300           | I,L            | Delrin         | S7NM40G+5A**YY           | S9NM40G+5A**YY       | S8NM40G+5A**YY      |                |                |
|                |                |                 |               |                | SS Prec. BB    | S7NM40G+4S**YY           | S9NM40G+4S**YY       | S8NM40G+4S**YY      |                |                |
|                |                | Element™        | 240           |                | Delrin         | S7EL40GI5A**YY           | S9EL40GI5A**YY       | S8EL40GI5A**YY      |                |                |
|                |                | Poly-Pro™       | 350           | A,D,I,S,C      | ^Precision     | S7PP40G+44**YY           | S9PP40G+44**YY       | S8PP40G+44**YY      |                |                |
|                |                |                 |               |                |                | S7PP40G+47**YY           | S9PP40G+47**YY       | S8PP40G+47**YY      |                |                |
|                |                |                 |               | T,Y            | SS Sleeve      | S7PP40G+9S**YY           | S9PP40G+9S**YY       | S8PP40G+9S**YY      |                |                |
|                |                |                 |               |                | SS BB          | S7PP40G+2S**YY           | S9PP40G+2S**YY       | S8PP40G+2S**YY      |                |                |
|                |                |                 |               | W,K,P          | Delrin         | S7PP40G+5S**YY           | S9PP40G+5S**YY       | S8PP40G+5S**YY      |                |                |
|                |                |                 |               |                | SS Prec. BB    | S7PP40GI4S**YY           | S9PP40GI4S**YY       | S8PP40GI4S**YY      |                |                |
|                |                | Polymadic™      | 350           |                | Delrin         | S7PM40GM5A**YY           | S9PM40GM5A**YY       | S8PM40GM5A**YY      |                |                |
|                |                | Stainless Disc  | 270           |                | Ball           | S7US40GLA3**YY           | S9US40GLA3**YY       | S8US40GLA3**YY      |                |                |
|                |                | Conductive      | 250           |                | ^Precision     | S7CN40GH44**YY           | S9CN40GH44**YY       | S8CN40GH44**YY      |                |                |
|                |                |                 |               |                | Precision      | S7CN40GH4S**YY           | S9CN40GH4S**YY       | S8CN40GH4S**YY      |                |                |
|                |                | SteROLLizer™    | 300           |                | Plain          | S7BF40GC97**YY           | S9BF40GC97**YY       | S8BF40GC97**YY      |                |                |
|                |                |                 |               |                |                | S7SL40GC97**YY           | S9SL40GC97**YY       | S8SL40GC97**YY      |                |                |
|                |                | DuraLastomer™   | 350           |                | SS Sleeve      | S7SU40GL9S**YY           | S9SU40GL9S**YY       | S8SU40GL9S**YY      |                |                |
|                |                | Hard Rubber     | 350           |                | Plain          | S7HR40GB82**YY           | S9HR40GB82**YY       | S8HR40GB82**YY      |                |                |
|                |                | Polyolefin      | 300           | B,Z            | Plain          | S7PO40G+82**YY           | S9PO40G+82**YY       | S8PO40G+82**YY      |                |                |
|                |                |                 |               |                | SS Sleeve      | S7PO40G+9S**YY           | S9PO40G+9S**YY       | S8PO40G+9S**YY      |                |                |
|                |                |                 | 350           | J,Z            | SS BB          | S7PO40GZ2S**YY           | S9PO40GZ2S**YY       | S8PO40GZ2S**YY      |                |                |
|                |                | H.D. Polyolefin | 350           | B,E            | Plain          | S7HP40G+82**YY           | S9HP40G+82**YY       | S8HP40G+82**YY      |                |                |
|                |                | Nylon           | 350           |                | SS Sleeve      | S7NY40GE9S**YY           | S9NY40GE9S**YY       | S8NY40GE9S**YY      |                |                |
|                |                |                 |               |                | SS Prec. BB    | S7NY40GE4S**YY           | S9NY40GE4S**YY       | S8NY40GE4S**YY      |                |                |
|                |                | Phenolic        | 350           |                | SS Top Hat     | S7PH40GB97**YY           | S9PH40GB97**YY       | S8PH40GB97**YY      |                |                |
|                |                | H.T. Phenolic   | 250           |                | SS Top Hat     | S7HT40GQ97**YY           | S9HT40GQ97**YY       | S8HT40GQ97**YY      |                |                |
|                |                | BrimStone™      | 300           |                | SS Top Hat     | S7GN40GQ97**YY           | S9GN40GQ97**YY       | S8GN40GQ97**YY      |                |                |
|                |                | 1-1/2"          | 1-1/2"        | H.T. Phenolic  | 350            |                          | SS Sleeve            | S7HT40HQ9S**YY      | S9HT40HQ9S**YY | S8HT40HQ9S**YY |
|                |                |                 |               | BrimStone™     | 350            |                          | SS Sleeve            | S7GN40HQ9S**YY      | S9GN40HQ9S**YY | S8GN40HQ9S**YY |
|                |                |                 |               | Epoxy          | 350            |                          | SS BB                | S7OV40HQ2S**YY      | S9OV40HQ2S**YY | S8OV40HQ2S**YY |
| SS Sleeve      | S7OV40HQ9S**YY |                 |               |                |                |                          | S9OV40HQ9S**YY       | S8OV40HQ9S**YY      |                |                |
| SteROLLizer™   | 350            |                 | SS Prec. BB   | S7BF40HC6106YY | S9BF40HC6106YY | S8BF40HC61**YY           |                      |                     |                |                |
|                |                |                 |               | S7SL40HC6106YY | S9SL40HC6106YY | S8SL40HC61**YY           |                      |                     |                |                |



# S7/S8/S9 Stainless Total Lock Caster Series - 350LB

S7,S8,S9 SERIES • CAPACITY 350

| Wheel Diameter | Tread Width | Wheel Type          | Load Capacity | +Color | Bearing Type | Total Lock Caster Part # | Swivel Caster Part # | Rigid Caster Part # |                |
|----------------|-------------|---------------------|---------------|--------|--------------|--------------------------|----------------------|---------------------|----------------|
| 5"             | 1-1/4"      | Yoke only           |               |        |              |                          | S7ZZ50GZ82**YY       | S9ZZ50GZ82**YY      | S8ZZ50GZ82**YY |
|                |             | Neoprene Energizer™ | 300           |        | SS Ball B.   | S7EN50VB2S**YY           | S9EN50VB2S**YY       | S8EN50VB2S**YY      |                |
|                |             |                     |               |        | Delrin       | S7EN50VB55**YY           | S9EN50VB55**YY       | S8EN50VB55**YY      |                |
|                |             | Soft Rubber         | 250           |        | Plain        | S7SR50GB82**YY           | S9SR50GB82**YY       | S8SR50GB82**YY      |                |
|                |             | Thermo-Pro™         | 300           | T,Y    | ^Precision   |                          | S7TP50GI44**YY       | S9TP50GI44**YY      | S8TP50GI44**YY |
|                |             |                     |               |        |              |                          | S7TP50G+47**YY       | S9TP50G+47**YY      | S8TP50G+47**YY |
|                |             |                     |               |        | SS Sleeve    | S7TP50G+9S**YY           | S9TP50G+9S**YY       | S8TP50G+9S**YY      |                |
|                |             |                     |               |        | Delrin       | S7TP50GI5A**YY           | S9TP50GI5A**YY       | S8TP50GI5A**YY      |                |
|                |             |                     |               |        | SS Prec. BB  | S7TP50GI4S**YY           | S9TP50GI4S**YY       | S8TP50GI4S**YY      |                |
|                |             | Nomadic™            | 325           | I,L    |              | Delrin                   | S7NM50G+5A**YY       | S9NM50G+5A**YY      | S8NM50G+5A**YY |
|                |             |                     |               |        |              | SS Prec. BB              | S7NM50G+4S**YY       | S9NM50G+4S**YY      | S8NM50G+4S**YY |
|                |             | Element™            | 250           |        |              | Delrin                   | S7EL50GI5A**YY       | S9EL50GI5A**YY      | S8EL50GI5A**YY |
|                |             | Poly-Pro™           | 350           | B      |              | Plain                    | S7PP50GB82**YY       | S9PP50GB82**YY      | S8PP50GB82**YY |
|                |             |                     |               |        |              |                          | I,A,D,S              | ^Precision          | S7PP50G+44**YY |
|                |             |                     |               | T,Y    |              | S7PP50G+47**YY           | S9PP50G+47**YY       |                     | S8PP50G+47**YY |
|                |             |                     |               |        |              | SS Sleeve                | S7PP50G+9S**YY       | S9PP50G+9S**YY      | S8PP50G+9S**YY |
|                |             |                     |               | K,W,P  |              | SS BB                    | S7PP50G+2S**YY       | S9PP50G+2S**YY      | S8PP50G+2S**YY |
|                |             |                     |               |        |              | Delrin                   | S7PP50G+55**YY       | S9PP50G+55**YY      | S8PP50G+55**YY |
|                |             |                     |               |        | SS Prec. BB  | S7PP50GI4S**YY           | S9PP50GI4S**YY       | S8PP50GI4S**YY      |                |
|                |             | Polymadic™          | 350           |        |              | Delrin                   | S7PM50GM5A**YY       | S9PM50GM5A**YY      | S8PM50GM5A**YY |
|                |             | Stainless Disc      | 300           |        |              | Ball                     | S7US50GLA3**YY       | S9US50GLA3**YY      | S8US50GLA3**YY |
|                |             | Conductive          | 275           |        |              | ^Precision               | S7CN50GH44**YY       | S9CN50GH44**YY      | S8CN50GH44**YY |
|                |             | DuraLastomer™       | 350           |        |              | SS Sleeve                | S7SU50GL9S**YY       | S9SU50GL9S**YY      | S8SU50GL9S**YY |
|                |             | Hard Rubber         | 350           |        |              | Plain                    | S7HR50GB82**YY       | S9HR50GB82**YY      | S8HR50GB82**YY |
|                |             | Polyolefin          | 350           | B,Z    |              | Plain                    | S7PO50G+82**YY       | S9PO50G+82**YY      | S8PO50G+82**YY |
|                |             |                     |               | J,Z    |              | SS Sleeve                | S7PO50G+9S**YY       | S9PO50G+9S**YY      | S8PO50G+9S**YY |
|                |             | H.D. Polyolefin     | 350           | B,E    |              | Plain                    | S7HP50G+82**YY       | S9HP50G+82**YY      | S8HP50G+82**YY |
|                |             | Nylon               | 350           |        |              | SS Sleeve                | S7NY50GE9S**YY       | S9NY50GE9S**YY      | S8NY50GE9S**YY |
|                | SS Prec. BB |                     |               |        |              | S7NY50GE4S**YY           | S9NY50GE4S**YY       | S8NY50GE4S**YY      |                |
|                | Phenolic    | 350                 |               |        | SS Top Hat   | S7PH50GB97**YY           | S9PH50GB97**YY       | S8PH50GB97**YY      |                |
|                | 1-1/2"      | H.T. Phenolic       | 350           |        |              | SS Top Hat               | S7HT50HG9S**YY       | S9HT50HG9S**YY      | S8HT50HG9S**YY |
|                |             | BrimStone™          | 350           |        |              | SS Top Hat               | S7GN50HG9S**YY       | S9GN50HG9S**YY      | S8GN50HG9S**YY |
| SteROLLizer™   |             | 300                 |               |        | SS Ball B.   | S7BF50HG9S**YY           | S9BF50HG9S**YY       | S8BF50HG9S**YY      |                |

^Precision is not stainless

## 73/74/7T Highly Polished Medium Duty SS Caster - 350LB

High-temp white seal integrated with raceway, grease fitting on dust cover, mechanically polished and buffed to a smooth reflective surface. Seal temperature range is -20°F to 450°F

- Mechanically polished and buffed to a smooth reflective surface
- Modular kingpin is available for any custom fastening pattern
- Constructed with S304 Stainless Steel
- Hi-Temp seals on raceway as standard
- All stainless 304 brake mechanism
- NSF listed and RoHS Compliant
- Dual ball bearing raceway
- 3/8" axle and nut

S7, S8, S9 SERIES • CAPACITY 350



| TKB Brake Pedal (HY) | Top Lock Brake Pedal (TY) | Zerk Axle (Z) | Position Lock (PY) |
|----------------------|---------------------------|---------------|--------------------|
|                      |                           |               |                    |





# 73/74/7T Highly Polished Medium Duty SS Caster - 350LB

73/74/7T SERIES • CAPACITY 350

| Fastening Options (Replace ** in part number with desired plate or stem code) |               |                                  |                    |
|---|---------------|----------------------------------|--------------------|
| Plate Code  | Overall Size  | Bolt Hole Pattern                | Mounting Bolt Size |
| 06  | 2-3/8 x 3-5/8 | 1-3/4 x 2-7/8 slotted to 3       | 5/16               |
| X6  | 2-3/8 x 3-5/8 | 1-3/4 x 3 to 2-3/16 x 2-3/4      | 5/16               |
| 11  | 3-1/8 x 4-1/8 | 1-3/4 x 2-15/16 to 2-3/8 x 3-3/8 | 3/8                |
| 17  | 4 x 4-1/2     | 2-5/8 x 3-5/8 to 3 x 3           | 3/8                |

| Order the modular stem installed with code - or uninstalled by part # |                    |                     |                                  | Permanently attached Stem |                    |                                       |  |
|---|--------------------|---------------------|----------------------------------|---------------------------|--------------------|---------------------------------------|--|
| Stem Code   | Size               | Modular Stem Part # | Stem Type                        | Stem Code                 | Size               | Stem Type                             |  |
| ZZ  | 1/2"               |                     | Hollow Kingpin-No Fastener       | 91                        | 7/16" x 1-3/8"     | Grip Ring                             |  |
| 61  | 3/8" - 16 x 1"     | S7STS61             | Threaded                         | 68                        | 1/2" - 13 x 1-1/2" | Threaded                              |  |
| S1  | 1/2" - 13 x 4"     | S7STTS1             |                                  | 70                        | 1/2" - 13 x 2-3/4" |                                       |  |
| 81  | 5/8" - 11 x 1-3/4" | S7STT81             |                                  | 71                        | .720" - .851"      | Rounded Expandable Adaptor            |  |
| S2  | 5/8" - 11 x 4"     | S7STTS2             |                                  | 7B                        | .920" - .980"      |                                       |  |
| E8  | 5/8" - 18 x 1-1/2" | S7STTE8             |                                  | 72                        | .852" - .927"      |                                       |  |
| S6  | 3/4" - 10 x 2"     | S7STTS6             |                                  | 73                        | .928" - 1.029"     |                                       |  |
| S7  | 3/4" - 10 x 4"     | S7STTS7             |                                  | 7A                        | 1.020" - 1.100"    |                                       |  |
| S3  | 3/4" - 10 x 6"     | S7STTS3             |                                  | 74                        | 1.030" - 1.14"     |                                       |  |
| S4  | 3/4" - 10 x 8"     | S7STTS4             |                                  | 75                        | 1.360" - 1.425"    |                                       |  |
| S5  | 3/4" - 10 x 10"    | S7STTS5             |                                  | 76                        | 1.426" - 1.589"    |                                       |  |
| 91  | 7/16" x 1-3/8"     | S7STG91             |                                  | Grip Ring                 | 77                 | 1.790" - 1.850"                       | Rounded Expandable Adaptor w/ stainless knurl nuts |
| 97  | 7/16" x 2"         | S7STG97             |                                  |                           | 78                 | 1.178" - 1.303"                       |  |
| 95  | .846" x 2-3/16"    | S7STG91             | 72S                              |                           | .852" - .927"      |                                       |  |
| 57  | 3/4" x 2"          | S7STR57             | Rounded w/ 3 cross drilled holes | 73S                       | .928" - 1.029"     | Expandable Adaptor for squared tubing |  |
| 82  | 1-1/8" x 2-3/16"   | S7STG82             | Rounded Grip Ring (2 rings)      | 76S                       | 1.426" - 1.589"    |                                       |  |
| 51  | 3/4" x 2"          | S7STS51             | Squared w/ 3 cross drilled holes | R1                        | .720" - .851"      | Expandable Adaptor for squared tubing |  |
| 42  | 7/8" x 2"          |                     |                                  | R2                        | .852" - .927"      |                                       |  |
| 41  | .865" x 2-1/4"     | S7STO41             | Octagon w/ Grip Ring             | R3                        | .928" - 1.029"     |                                       |  |
| G3  | 7/8" x 3-1/2"      | S7STGG3             | Squared Grip Rings (2 rings)     | R4                        | 1.030" - 1.140"    |                                       |  |
|   |                    |                     |                                  | R5                        | 1.360" - 1.425"    |                                       |  |
|   |                    |                     |                                  | R6                        | 1.426" - 1.589"    |                                       |  |
|   |                    |                     |                                  | R7                        | 1.790" - 1.850"    |                                       |  |



| SIZE   | Overall Height |         | Swivel Radius |         |
|--------|----------------|---------|---------------|---------|
|        | #73            | #7T     | #73           | #7T     |
| 3"     | 4-3/16"        | 4-1/8"  | 2-7/8"        | 4-1/8"  |
| 3-1/2" | 4-5/8"         | 4-1/8"  | 3-1/4"        | 4-1/8"  |
| 4"     | 5-1/4"         | 4-1/8"  | 3-3/8"        | 4-1/8"  |
| 5"     | 6-3/16"        | 4-1/4"  | 3-7/8"        | 4-1/4"  |
| 6"     | 7-3/8"         | 4-9/16" | 4-9/16"       | 4-9/16" |


\*Reduce Overall Height 1/8" for stem casters



# 73/74/7T Highly Polished Medium Duty SS Caster - 350LB

## WHEELS

73/74/7T SERIES • CAPACITY 350



|                |     |     |     |              |     |     |     |     |     |     |     |     |     |
|----------------|-----|-----|-----|--------------|-----|-----|-----|-----|-----|-----|-----|-----|-----|
| TP-Thermo-Pro™ |     |     |     | PP-Poly-Pro™ |     |     |     |     |     |     |     |     |     |
| C44            | I44 | T83 | Y83 | K6S          | P42 | W6M | A44 | D44 | I44 | S44 | P47 | B82 | A83 |

| Wheel Size | Tread Width | Wheel Type      | Load Capacity | +Color | Bearing Type | Total Lock #   | Swivel Part #  | Rigid Part #   |                |
|------------|-------------|-----------------|---------------|--------|--------------|----------------|----------------|----------------|----------------|
| 3"         | 1-1/4"      | Yoke only       |               |        |              |                | 7TZZ30GZ82**YY | 73ZZ30GZ82**YY | 74ZZ30GZ82**YY |
|            |             | Soft Rubber     | 300           |        | Plain        | 7TSR30GB82**YY | 73SR30GB82**YY | 74SR30GB82**YY |                |
|            |             | Thermo-Pro™     | 210           | T,Y    |              | ^Precision     | 7TTP30GI44**YY | 73TP30GI44**YY | 74TP30GI44**YY |
|            |             |                 |               |        |              | SS Sleeve      | 7TTP30G+47**YY | 73TP30G+47**YY | 74TP30G+47**YY |
|            |             |                 |               |        |              | SS Prec. BB    | 7TTP30G+9S**YY | 73TP30G+90**YY | 74TP30G+90**YY |
|            |             |                 |               |        |              | Plain          | 7TTP30GI4S**YY | 73TP30GI4S**YY | 74TP30GI4S**YY |
|            |             |                 |               |        |              | Plain          | 7TTP30GI82**YY | 73TP30GI82**YY | 74TP30GI82**YY |
|            |             | Nomadic™        | 300           | I,L    |              | Delrin         | 7TNM30G+5A**YY | 73NM30G+5A**YY | 74NM30G+5A**YY |
|            |             |                 |               |        |              | SS Prec. BB    | 7TNM30G+4S**YY | 73NM30G+4S**YY | 74NM30G+4S**YY |
|            |             | Element™        | 210           |        |              | Delrin         | 7TEL30GI5A**YY | 73EL30GI5A**YY | 74EL30GI5A**YY |
|            |             | Poly-Pro™       | 300           | T,Y    | A,D,I,K,S    | ^Precision     | 7TPP30G+44**YY | 73PP30G+44**YY | 74PP30G+44**YY |
|            |             |                 |               |        |              | ^Precision     | 7TPP30G+47**YY | 73PP30G+47**YY | 74PP30G+47**YY |
|            |             |                 |               |        |              | SS Sleeve      | 7TPP30G+9S**YY | 73PP30G+90**YY | 74PP30G+90**YY |
|            |             |                 |               |        |              | SS BB          | 7TPP30G+2S**YY | 73PP30G+2S**YY | 74PP30G+2S**YY |
|            |             |                 |               |        |              | Delrin         | 7TPP30G+55**YY | 73PP30G+55**YY | 74PP30G+55**YY |
|            |             | Polymadic™      | 300           |        |              | Delrin         | 7TPM30GM5A**YY | 73PM30GM5A**YY | 74PM30GM5A**YY |
|            |             |                 |               |        |              | SS Sleeve      | 7TSU30GL9S**YY | 73SU30GL90**YY | 74SU30GL90**YY |
|            |             | DuraLastomer™   | 300           |        |              | SS Sleeve      | 7TSU30GL9S**YY | 73SU30GL90**YY | 74SU30GL90**YY |
|            |             | Hard Rubber     | 275           |        |              | Plain          | 7THR30GB82**YY | 73HR30GB82**YY | 74HR30GB82**YY |
|            |             | Polyolefin      | 250           | B,Z    |              | Plain          | 7TPO30G+82**YY | 73PO30G+82**YY | 74PO30G+82**YY |
|            |             |                 | 300           | J,Z    |              | SS Sleeve      | 7TPO30G+9S**YY | 73PO30G+90**YY | 74PO30G+90**YY |
|            |             |                 | 300           |        |              | SS BB          | 7TPO30GZ2S**YY | 73PO30GZ2S**YY | 74PO30GZ2S**YY |
|            |             | H.D. Polyolefin | 250           | B,E    |              | Plain          | 7THP30G+82**YY | 73HP30G+82**YY | 74HP30G+82**YY |
|            |             | Nylon           | 300           |        |              | SS Sleeve      | 7TNY30GE9S**YY | 73NY30GE90**YY | 74NY30GE90**YY |
|            |             |                 |               |        |              | SS Prec. BB    | 7TNY30GE4S**YY | 73NY30GE4S**YY | 74NY30GE4S**YY |
|            |             | Phenolic        | 300           |        |              | SS Top Hat     | 7TPH30GB97**YY | 73PH30GB97**YY | 74PH30GB97**YY |
|            |             | H.T. Phenolic   | 200           |        |              | SS Top Hat     | 7THT30GQ97**YY | 73HT30GQ97**YY | 74HT30GQ97**YY |
|            |             | BrimStone™      | 350           |        |              | SS Top Hat     | 7TGN30GQ97**YY | 73GN30GQ97**YY | 74GN30GQ97**YY |
|            | 1-1/2"      | Phenolic        | 350           |        | SS Sleeve    | 7TPH30HB9S**YY | 73PH30HB90**YY | 74PH30HB90**YY |                |



# 73/74/7T Highly Polished Medium Duty SS Caster - 350LB

73/74/7T SERIES • CAPACITY 350

| Wheel Size    | Tread Width    | Wheel Type      | Load Capacity | +Color         | Bearing Type   | Total Lock #   | Swivel Part #  | Rigid Part #   |                |                |
|---------------|----------------|-----------------|---------------|----------------|----------------|----------------|----------------|----------------|----------------|----------------|
| 3-1/2"        | 1-1/4"         | Yoke only       |               |                |                |                | 7TZZ35GZ82**YY | 73ZZ35GZ82**YY | 74ZZ35GZ82**YY |                |
|               |                | Soft Rubber     | 300           |                | Plain          | 7TSR35GB82**YY | 73SR35GB82**YY | 74SR35GB82**YY |                |                |
|               |                | Thermo-Pro™     | 230           | T,Y            | ^Precision     |                | 7TTP35GI44**YY | 73TP35GI44**YY | 74TP35GI44**YY |                |
|               |                |                 |               |                |                |                | 7TTP35G+47**YY | 73TP35G+47**YY | 74TP35G+47**YY |                |
|               |                |                 |               |                |                |                | SS Sleeve      | 7TTP35G+90**YY | 73TP35G+90**YY | 74TP35G+90**YY |
|               |                |                 |               |                | Plain          | 7TTP35GI82**YY | 73TP35GI82**YY | 74TP35GI82**YY |                |                |
|               |                | Nomadic™        | 300           | I,L            | Delrin         | 7TNM35G+5A**YY | 73NM35G+5A**YY | 74NM35G+5A**YY |                |                |
|               |                | Element™        | 220           |                | Delrin         | 7TEL35GI5A**YY | 73EL35GI5A**YY | 74EL35GI5A**YY |                |                |
|               |                | Poly-Pro™       | 300           | A,D,I,K,S      | ^Precision     |                | 7TTP35G+44**YY | 73PP35G+44**YY | 74PP35G+44**YY |                |
|               |                |                 |               |                |                |                | 7TTP35G+47**YY | 73PP35G+47**YY | 74PP35G+47**YY |                |
|               |                |                 |               | T,Y            | SS Sleeve      |                | 7TTP35G+90**YY | 73PP35G+90**YY | 74PP35G+90**YY |                |
|               |                |                 |               |                |                |                | SS BB          | 7TTP35G+2S**YY | 73PP35G+2S**YY | 74PP35G+2S**YY |
|               |                |                 |               | K,W,P          | Delrin         | 7TTP35G+55**YY | 73PP35G+55**YY | 74PP35G+55**YY |                |                |
|               |                |                 | SS Prec. BB   | 7TTP35GI4S**YY | 73PP35GI4S**YY | 74PP35GI4S**YY |                |                |                |                |
|               |                | Polymadic™      | 325           |                | Delrin         | 7TPM35GM5A**YY | 73PM35GM5A**YY | 74PM35GM5A**YY |                |                |
|               |                | Stainless Disc  | 250           |                | Ball           | 7TUS35GLA3**YY | 73US35GLA3**YY | 74US35GLA3**YY |                |                |
|               |                | Hard Rubber     | 300           |                | Plain          | 7THR35GB82**YY | 73HR35GB82**YY | 74HR35GB82**YY |                |                |
|               |                | Polyolefin      | 300           | J,Z            | Plain          | 7TPO35G+82**YY | 73PO35G+82**YY | 74PO35G+82**YY |                |                |
|               |                | Nylon           | 325           |                |                | Plain          | 7TNY35GE82**YY | 73NY35GE82**YY | 74NY35GE82**YY |                |
| SS Prec. BB   | 7TNY35GE4S**YY |                 |               |                |                | 73NY35GE4S**YY | 74NY35GE4S**YY |                |                |                |
| Phenolic      | 350            |                 | SS Top Hat    | 7TPH35GB97**YY | 73PH35GB97**YY | 74PH35GB97**YY |                |                |                |                |
| 4"            | 1-1/4"         | Yoke only       |               |                |                |                | 7TZZ40GZ82**YY | 73ZZ40GZ82**YY | 74ZZ40GZ82**YY |                |
|               |                | Soft Rubber     | 350           |                | Plain          | 7TSR40GB82**YY | 73SR40GB82**YY | 74SR40GB82**YY |                |                |
|               |                | Thermo-Pro™     | 250           | T,Y            | ^Precision     |                | 7TTP40GI44**YY | 73TP40GI44**YY | 74TP40GI44**YY |                |
|               |                |                 |               |                |                |                | 7TTP40G+47**YY | 73TP40G+47**YY | 74TP40G+47**YY |                |
|               |                |                 |               |                |                |                | SS Sleeve      | 7TTP40G+90**YY | 73TP40G+90**YY | 74TP40G+90**YY |
|               |                |                 |               |                |                |                | SS Prec. BB    | 7TTP40GI4S**YY | 73TP40GI4S**YY | 74TP40GI4S**YY |
|               |                |                 |               |                | Plain          | 7TTP40GI82**YY | 73TP40GI82**YY | 74TP40GI82**YY |                |                |
|               |                | Nomadic™        | 300           | I,L            |                | Delrin         | 7TNM40G+5A**YY | 73NM40G+5A**YY | 74NM40G+5A**YY |                |
|               |                |                 |               |                |                | SS Prec. BB    | 7TNM40G+4S**YY | 73NM40G+4S**YY | 74NM40G+4S**YY |                |
|               |                | Element™        | 240           |                | Delrin         | 7TEL40GI5A**YY | 73EL40GI5A**YY | 74EL40GI5A**YY |                |                |
|               |                | Poly-Pro™       | 350           | A,D,I,S,C      | ^Precision     |                | 7TTP40G+44**YY | 73PP40G+44**YY | 74PP40G+44**YY |                |
|               |                |                 |               |                |                |                | 7TTP40G+47**YY | 73PP40G+47**YY | 74PP40G+47**YY |                |
|               |                |                 |               | T,Y            | SS Sleeve      |                | 7TTP40G+90**YY | 73PP40G+90**YY | 74PP40G+90**YY |                |
|               |                |                 |               |                |                |                | SS BB          | 7TTP40G+2S**YY | 73PP40G+2S**YY | 74PP40G+2S**YY |
|               |                |                 |               | K,W,P          | Delrin         | 7TTP40G+55**YY | 73PP40G+55**YY | 74PP40G+55**YY |                |                |
|               |                |                 | SS Prec. BB   | 7TTP40GI4S**YY | 73PP40GI4S**YY | 74PP40GI4S**YY |                |                |                |                |
|               |                | Polymadic™      | 350           |                | Delrin         | 7TPM40GM5A**YY | 73PM40GM5A**YY | 74PM40GM5A**YY |                |                |
|               |                | Stainless Disc  | 270           |                | Ball           | 7TUS40GLA3**YY | 73US40GLA3**YY | 74US40GLA3**YY |                |                |
|               |                | Conductive      | 250           |                |                | ^Precision     | 7TCN40GH44**YY | 73CN40GH44**YY | 74CN40GH44**YY |                |
|               |                |                 |               |                |                | Precision      | 7TCN40GH4S**YY | 73CN40GH4S**YY | 74CN40GH4S**YY |                |
|               |                | SteROLLizer™    | 300           |                |                | SS Top Hat     | 7TBF40GC97**YY | 73BF40GC97**YY | 74BF40GC97**YY |                |
|               |                |                 |               |                |                |                | 7TSL40GC97**YY | 73SL40GC97**YY | 74SL40GC97**YY |                |
|               |                | DuraLastomer™   | 350           |                | SS Sleeve      | 7TSU40GL90**YY | 73SU40GL90**YY | 74SU40GL90**YY |                |                |
|               |                | Hard Rubber     | 350           |                | Plain          | 7THR40GB82**YY | 73HR40GB82**YY | 74HR40GB82**YY |                |                |
|               |                | Polyolefin      | 300           | B,Z            | Plain          | 7TPO40G+82**YY | 73PO40G+82**YY | 74PO40G+82**YY |                |                |
|               |                |                 | 350           | J,Z            | SS Sleeve      | 7TPO40G+90**YY | 73PO40G+90**YY | 74PO40G+90**YY |                |                |
|               |                |                 | 350           |                | SS BB          | 7TPO40GZ2S**YY | 73PO40GZ2S**YY | 74PO40GZ2S**YY |                |                |
|               |                | H.D. Polyolefin | 350           | B,E            | Plain          | 7THP40G+82**YY | 73HP40G+82**YY | 74HP40G+82**YY |                |                |
|               |                | Nylon           | 350           |                |                | SS Sleeve      | 7TNY40GE90**YY | 73NY40GE90**YY | 74NY40GE90**YY |                |
|               |                |                 |               |                |                | SS Prec. BB    | 7TNY40GE4S**YY | 73NY40GE4S**YY | 74NY40GE4S**YY |                |
|               |                | Phenolic        | 350           |                | SS Top Hat     | 7TPH40GB97**YY | 73PH40GB97**YY | 74PH40GB97**YY |                |                |
| H.T. Phenolic | 250            |                 | SS Top Hat    | 7THT40GQ97**YY | 73HT40GQ97**YY | 74HT40GQ97**YY |                |                |                |                |
| BrimStone™    | 300            |                 | SS Top Hat    | 7TGN40GQ97**YY | 73GN40GQ97**YY | 74GN40GQ97**YY |                |                |                |                |
| H.T. Phenolic | 350            |                 |               | SS Sleeve      | 7THT40HQ90**YY | 73HT40HQ90**YY | 74HT40HQ90**YY |                |                |                |
|               |                |                 |               | SS Prec. BB    | 7THT40HQ90**YY | 73HT40HQ90**YY | 74HT40HQ90**YY |                |                |                |
|               |                |                 |               | SS Top Hat     | 7TGN40HQ90**YY | 73GN40HQ90**YY | 74GN40HQ90**YY |                |                |                |
|               |                |                 |               | SS Sleeve      | 7TGN40HQ90**YY | 73GN40HQ90**YY | 74GN40HQ90**YY |                |                |                |
|               |                |                 |               | SS BB          | 7TOV40HQP4**YY | 73OV40HQP4**YY | 74OV40HQP4**YY |                |                |                |
| Epoxy         | 350            |                 |               | SS Sleeve      | 7TOV40HQ90**YY | 73OV40HQ90**YY | 74OV40HQ90**YY |                |                |                |
|               |                |                 |               | SS Prec. BB    | 7TOV40HQ90**YY | 73OV40HQ90**YY | 74OV40HQ90**YY |                |                |                |
| SteROLLizer™  | 350            |                 |               | SS Prec. BB    | 7TBF40HC61**YY | 73BF40HC61**YY | 74BF40HC61**YY |                |                |                |
|               |                |                 |               |                | 7TSL40HC61**YY | 73SL40HC61**YY | 74SL40HC61**YY |                |                |                |



# 73/74/7T Highly Polished Medium Duty SS Caster - 350LB

73/74/7T SERIES • CAPACITY 350

| Wheel Size | Tread Width | Wheel Type      | Load Capacity | +Color         | Bearing Type   | Total Lock #   | Swivel Part #  | Rigid Part #   |                |
|------------|-------------|-----------------|---------------|----------------|----------------|----------------|----------------|----------------|----------------|
| 4"         | 1-1/4"      | Yoke only       |               |                |                |                | 7TZZ4AGZ81**YY | 73ZZ4AGZ81**YY | 74ZZ4AGZ81**YY |
|            |             | Soft Rubber     | 350           |                | Plain          | 7TSR4AGB82**YY | 73SR4AGB82**YY | 74SR4AGB82**YY |                |
|            |             | Thermo-Pro™     | 250           | T,Y            | ^Precision     | 7TTP4AGI44**YY | 73TP4AGI44**YY | 74TP4AGI44**YY |                |
|            |             |                 |               |                |                | 7TTP4AG+47**YY | 73TP4AG+47**YY | 74TP4AG+47**YY |                |
|            |             |                 |               | SS Sleeve      | 7TTP4AG+9S**YY | 73TP4AG+9S**YY | 74TP4AG+9S**YY |                |                |
|            |             |                 |               | SS Prec. BB    | 7TTP4AGI4S**YY | 73TP4AGI4S**YY | 74TP4AGI4S**YY |                |                |
|            |             | Nomadic™        | 300           | I,L            | Delrin         | 7TNM4AG+5A**YY | 73NM4AG+5A**YY | 74NM4AG+5A**YY |                |
|            |             |                 |               |                | SS Prec. BB    | 7TNM4AG+4S**YY | 73NM4AG+4S**YY | 74NM4AG+4S**YY |                |
|            |             | Element™        | 240           |                | Delrin         | 7TEL4AGI5A**YY | 73EL4AGI5A**YY | 74EL4AGI5A**YY |                |
|            |             | Poly-Pro™       | 350           | A,D,I,S,C      | ^Precision     | 7TPP4AG+44**YY | 73PP4AG+44**YY | 74PP4AG+44**YY |                |
|            |             |                 |               |                |                | 7TPP4AG+47**YY | 73PP4AG+47**YY | 74PP4AG+47**YY |                |
|            |             |                 |               | T,Y            | SS Sleeve      | 7TPP4AG+9S**YY | 73PP4AG+9S**YY | 74PP4AG+9S**YY |                |
|            |             |                 |               |                | SS BB          | 7TPP4AG+2S**YY | 73PP4AG+2S**YY | 74PP4AG+2S**YY |                |
|            |             |                 |               | K,W,P          | Delrin         | 7TPP4AG+55**YY | 73PP4AG+55**YY | 74PP4AG+55**YY |                |
|            |             |                 | SS Prec. BB   | 7TPP4AGI4S**YY | 73PP4AGI4S**YY | 74PP4AGI4S**YY |                |                |                |
|            |             | Polymadic™      | 350           |                | Delrin         | 7TPM4AGM5A**YY | 73PM4AGM5A**YY | 74PM4AGM5A**YY |                |
|            |             | Stainless Disc  | 270           |                | Ball           | 7TUS4AGLA3**YY | 73US4AGLA3**YY | 74US4AGLA3**YY |                |
|            |             | Conductive      | 250           |                | ^Precision     | 7TCN4AGH44**YY | 73CN4AGH44**YY | 74CN4AGH44**YY |                |
|            |             |                 |               |                | Precision      | 7TCN4AGH4S**YY | 73CN4AGH4S**YY | 74CN4AGH4S**YY |                |
|            |             | SteROLLizer™    | 300           |                | SS Top Hat     | 7TBF4AGC97**YY | 73BF4AGC97**YY | 74BF4AGC97**YY |                |
|            |             |                 |               |                |                | 7TSL4AGC97**YY | 73SL4AGC97**YY | 74SL4AGC97**YY |                |
|            |             | DuraLastomer™   | 350           |                | SS Sleeve      | 7TSU4AGL9S**YY | 73SU4AGL9S**YY | 74SU4AGL9S**YY |                |
|            |             | Hard Rubber     | 350           |                | Plain          | 7THR4AGB82**YY | 73HR4AGB82**YY | 74HR4AGB82**YY |                |
|            |             | Polyolefin      | 300           | B,Z            | Plain          | 7TPO4AG+82**YY | 73PO4AG+82**YY | 74PO4AG+82**YY |                |
|            |             |                 | 350           | J,Z            | SS Sleeve      | 7TPO4AG+9S**YY | 73PO4AG+9S**YY | 74PO4AG+9S**YY |                |
|            |             |                 | 350           |                | SS BB          | 7TPO4AGZ2S**YY | 73PO4AGZ2S**YY | 74PO4AGZ2S**YY |                |
|            |             | H.D. Polyolefin | 350           | B,E            | Plain          | 7THP4AG+82**YY | 73HP4AG+82**YY | 74HP4AG+82**YY |                |
|            |             | Nylon           | 350           |                | SS Sleeve      | 7TNY4AGE9S**YY | 73NY4AGE9S**YY | 74NY4AGE9S**YY |                |
|            |             |                 |               |                | SS Prec. BB    | 7TNY4AGE4S**YY | 73NY4AGE4S**YY | 74NY4AGE4S**YY |                |
|            |             | Phenolic        | 350           |                | SS Top Hat     | 7TPH4AGB97**YY | 73PH4AGB97**YY | 74PH4AGB97**YY |                |
|            |             | H.T. Phenolic   | 250           |                | SS Top Hat     | 7THT4AGQ97**YY | 73HT4AGQ97**YY | 74HT4AGQ97**YY |                |
|            |             | BrimStone™      | 300           |                | SS Top Hat     | 7TGN4AGQ97**YY | 73GN4AGQ97**YY | 74GN4AGQ97**YY |                |
|            |             | 1-1/2"          | H.T. Phenolic | 350            |                | SS Sleeve      | 7THT4AHQ9S**YY | 73HT4AHQ9S**YY | 74HT4AHQ9S**YY |
|            |             |                 |               |                |                |                | 7TGN4AHQ9S**YY | 73GN4AHQ9S**YY | 74GN4AHQ9S**YY |
|            |             |                 | Epoxy         | 350            |                | SS BB          | 7TOV4AHQP4**YY | 73OV4AHQP4**YY | 74OV4AHQP4**YY |
|            |             |                 |               |                |                | SS Sleeve      | 7TOV4AHQ9S**YY | 73OV4AHQ9S**YY | 74OV4AHQ9S**YY |
|            |             | SteROLLizer™    | 350           |                | SS Prec. BB    | 7TBF4AHC61**YY | 73BF4AHC61**YY | 74BF4AHC61**YY |                |
|            |             |                 |               |                |                | 7TSL4AHC61**YY | 73SL4AHC61**YY | 74SL4AHC61**YY |                |



# 73/74/7T Highly Polished Medium Duty SS Caster - 350LB

73/74/7T SERIES • CAPACITY 350

| Wheel Size    | Tread Width | Wheel Type          | Load Capacity | +Color         | Bearing Type   | Total Lock #   | Swivel Part #  | Rigid Part #   |                |
|---------------|-------------|---------------------|---------------|----------------|----------------|----------------|----------------|----------------|----------------|
| 5"            | 1-1/4"      | Yoke only           |               |                |                |                | 7TZZ50GZ82**YY | 73ZZ50GZ82**YY | 74ZZ50GZ82**YY |
|               |             | Neoprene Energizer™ | 300           |                | SS Ball B.     | 7TEN50VB2S**YY | 73EN50VB2S**YY | 74EN50GV2S**YY |                |
|               |             |                     |               |                | Delrin         | 7TEN50VB55**YY | 73EN50VB55**YY | 74EN50GV55**YY |                |
|               |             | SteROLLizer™        | 300           |                | SS Ball B.     | 7TBG50VO2S**YY | 73BG50VO2S**YY | 74BG50VO2S**YY |                |
|               |             | Soft Rubber         | 250           |                | Plain          | 7TSR50GB82**YY | 73SR50GB82**YY | 74SR50GB82**YY |                |
|               |             | Thermo-Pro™         | 300           | T,Y            | ^Precision     |                | 7TTP50GI44**YY | 73TP50GI44**YY | 74TP50GI44**YY |
|               |             |                     |               |                |                |                | 7TTP50G+47**YY | 73TP50G+47**YY | 74TP50G+47**YY |
|               |             |                     |               |                | SS Sleeve      | 7TTP50G+9S**YY | 73TP50G+9S**YY | 74TP50G+9S**YY |                |
|               |             |                     |               |                | Delrin         | 7TTP50GI5A**YY | 73TP50GI5A**YY | 74TP50GI5A**YY |                |
|               |             | Nomadic™            | 325           | I,L            | Delrin         | 7TNM50G+5A**YY | 73NM50G+5A**YY | 74NM50G+5A**YY |                |
|               |             |                     |               |                | SS Prec. BB    | 7TNM50G+4S**YY | 73NM50G+4S**YY | 74NM50G+4S**YY |                |
|               |             | Element™            | 250           |                | Delrin         | 7TEL50GI5A**YY | 73EL50GI5A**YY | 74EL50GI5A**YY |                |
|               |             | Poly-Pro™           | 350           | I,A,D,S        | ^Precision     |                | 7TPP50G+44**YY | 73PP50G+44**YY | 74PP50G+44**YY |
|               |             |                     |               |                |                | B              | 7TPP50GB82**YY | 73PP50GB82**YY | 74PP50GB82**YY |
|               |             |                     |               | T,Y            |                | 7TPP50G+47**YY | 73PP50G+47**YY | 74PP50G+47**YY |                |
|               |             |                     |               |                | SS Sleeve      | 7TPP50G+9S**YY | 73PP50G+9S**YY | 74PP50G+9S**YY |                |
|               |             |                     |               | K,W,P          | SS BB          | 7TPP50G+2S**YY | 73PP50G+2S**YY | 74PP50G+2S**YY |                |
|               |             |                     |               |                | Delrin         | 7TPP50G+55**YY | 73PP50G+55**YY | 74PP50G+55**YY |                |
|               |             |                     | SS Prec. BB   | 7TPP50GI4S**YY | 73PP50GI4S**YY | 74PP50GI4S**YY |                |                |                |
|               |             | Polymadic™          | 350           |                | Delrin         | 7TPM50GM5A**YY | 73PM50GM5A**YY | 74PM50GM5A**YY |                |
|               |             | Stainless Disc      | 300           |                | Ball           | 7TUS50GLA3**YY | 73US50GLA3**YY | 74US50GLA3**YY |                |
|               |             | Conductive          | 275           |                | ^Precision     | 7TCN50GH44**YY | 73CN50GH44**YY | 74CN50GH44**YY |                |
|               |             | DuraLastomer™       | 350           |                | SS Sleeve      | 7TSU50GL9S**YY | 73SU50GL9S**YY | 74SU50GL9S**YY |                |
|               |             | Hard Rubber         | 350           |                | Plain          | 7THR50GB82**YY | 73HR50GB82**YY | 74HR50GB82**YY |                |
|               |             | Polyolefin          | 350           | B,Z            | Plain          | 7TPO50G+82**YY | 73PO50G+82**YY | 74PO50G+82**YY |                |
|               |             |                     | 350           | J,Z            | SS Sleeve      | 7TPO50G+9S**YY | 73PO50G+9S**YY | 74PO50G+9S**YY |                |
|               |             | H.D. Polyolefin     | 350           | B,E            | Plain          | 7THP50G+82**YY | 73HP50G+82**YY | 74HP50G+82**YY |                |
|               |             | Nylon               | 350           |                | SS Sleeve      | 7TNY50GE9S**YY | 73NY50GE9S**YY | 74NY50GE9S**YY |                |
|               |             |                     |               |                | SS Prec. BB    | 7TNY50GE4S**YY | 73NY50GE4S**YY | 74NY50GE4S**YY |                |
|               |             | Phenolic            | 350           |                | SS Top Hat     | 7TPH50GB97**YY | 73PH50GB97**YY | 74PH50GB97**YY |                |
| H.T. Phenolic | 350         |                     | SS Top Hat    | 7THT50GQ97**YY | 73HT50GQ97**YY | 74HT50GQ97**YY |                |                |                |
| BrimStone™    | 350         |                     | SS Top Hat    | 7TGN50GQ97**YY | 73GN50GQ97**YY | 74GN50GQ97**YY |                |                |                |
| 6"            | 1-1/4"      | Yoke only           |               |                |                |                | 7TZZ60GZ82**YY | 73ZZ60GZ82**YY | 74ZZ60GZ82**YY |
|               |             | Thermo-Pro™         | 300           | T,Y            | ^Precision     |                | 7TTP60GI44**YY | 73TP60GI44**YY | 74TP60GI44**YY |
|               |             |                     |               |                |                |                | 7TTP60G+47**YY | 73TP60G+47**YY | 74TP60G+47**YY |
|               |             |                     |               |                | SS Sleeve      | 7TTP60G+9S**YY | 73TP60G+9S**YY | 74TP60G+9S**YY |                |
|               |             | Poly-Pro™           | 350           | I,A            | ^Precision     |                | 7TPP60G+44**YY | 73PP60G+44**YY | 74PP60G+44**YY |
|               |             |                     |               |                |                | T,Y            | 7TPP60G+47**YY | 73PP60G+47**YY | 74PP60G+47**YY |
|               |             |                     |               |                | SS Sleeve      | 7TPP60G+9S**YY | 73PP60G+9S**YY | 74PP60G+9S**YY |                |
|               |             |                     |               | K,W,P          | SS BB          | 7TPP60G+2S**YY | 73PP60G+2S**YY | 74PP60G+2S**YY |                |
|               |             | Polyolefin          | 350           |                | Plain          | 7TPO60GZ82**YY | 73PO60GZ82**YY | 74PO60GZ82**YY |                |
|               |             |                     | 350           | J,Z            | SS Sleeve      | 7TPO60G+9S**YY | 73PO60G+9S**YY | 74PO60G+9S**YY |                |
|               |             |                     | SS Sleeve     | 7TSU60HL9S**YY | 73SU60HL9S**YY | 74SU60HL9S**YY |                |                |                |

# MT/MD/MV Stainless Caster Series - 350LB

MT -- Dual Lever Total Lock

MD -- Directional Lock device

MV -- SWIVEL



MT/MD/MV SERIES • CAPACITY 350

- Precision Ball Bearing raceway assures smooth ride with maintenance free device
- Easy ON/OFF nylon pedal, with a unique appearance
- Electrolytic finish for shining and smooth surface
- Constructed with S304 Stainless Steel
- Dual nylon lever for brake operator
- NSF and RoHS Compliant
- 3/8" axle and nut

| Fastening Options (Replace ** in part number with desired plate or stem code) |                 |                               |
|---|-----------------|-------------------------------|
| Plate Code  | Overall Size    | Bolt Hole Pattern             |
| 06  | 2-3/8" x 3-5/8" | 1-3/4" x 2-7/8" slotted to 3" |

| Size | Overall Height* | Swivel Radius |        |        |
|------|-----------------|---------------|--------|--------|
|      |                 | MT            | MD     | MV     |
| 3"   | 4-5/8"          | 4-3/8"        | 4-3/8" | 3-1/4" |
| 4"   | 5-5/8"          | 4-3/8"        | 4-3/8" | 3-3/4" |
| 5"   | 6-5/8"          | 4-5/8"        | 4-5/8" | 4-1/2" |
| 6"   | 7-5/8"          | 5"            | 5"     | 5"     |



# MT/MD/MV Stainless Caster Series - 350LB

MT/MD/MV SERIES • CAPACITY 350

| Wheel Size | Tread Width | Wheel Type      | Load Capacity | +Color      | Bearing Type   | Total Lock #   | Directional Lock # | Swivel Caster # |                |                |
|------------|-------------|-----------------|---------------|-------------|----------------|----------------|--------------------|-----------------|----------------|----------------|
| 3"         | 1-1/4"      | Yoke only       |               |             |                |                | MTZZ30GZ82**YY     | MDZZ30GZ82**YY  | MVZZ30GZ82**YY |                |
|            |             | Soft Rubber     | 300           |             | Plain          | MTSR30GB82**YY | MDSR30GB82**YY     | MVSR30GB82**YY  |                |                |
|            |             | Thermo-Pro™     | 210           | T,Y         | ^Precision     | MTTP30GI44**YY | MDTP30GI44**YY     | MVTP30GI44**YY  |                |                |
|            |             |                 |               |             |                | MTTP30G+47**YY | MDTP30G+47**YY     | MVTP30G+47**YY  |                |                |
|            |             |                 |               | SS Sleeve   | MTTP30G+9S**YY | MDTP30G+9S**YY | MVTP30G+9S**YY     |                 |                |                |
|            |             |                 |               | SS Prec. BB | MTTP30GI4S**YY | MDTP30GI4S**YY | MVTP30GI4S**YY     |                 |                |                |
|            |             |                 |               | Plain       | MTTP30GI82**YY | MDTP30GI82**YY | MVTP30GI82**YY     |                 |                |                |
|            |             | Nomadic™        | 300           | I,L         | Delrin         | MTNM30G+5A**YY | MDNM30G+5A**YY     | MVNM30G+5A**YY  |                |                |
|            |             |                 |               |             | SS Prec. BB    | MTNM30G+4S**YY | MDNM30G+4S**YY     | MVNM30G+4S**YY  |                |                |
|            |             | Element™        | 210           |             | Delrin         | MTEL30GI5A**YY | MDEL30GI5A**YY     | MVEL30GI5A**YY  |                |                |
|            |             | Poly-Pro™       | 300           | A,D,I,K,S   | ^Precision     | MTPP30G+44**YY | MDPP30G+44**YY     | MVPP30G+44**YY  |                |                |
|            |             |                 |               |             | ^Precision     | MTPP30G+47**YY | MDPP30G+47**YY     | MVPP30G+47**YY  |                |                |
|            |             |                 |               | T,Y         | SS Sleeve      | MTPP30G+9S**YY | MDPP30G+9S**YY     | MVPP30G+9S**YY  |                |                |
|            |             |                 |               |             | SS BB          | MTPP30G+2S**YY | MDPP30G+2S**YY     | MVPP30G+2S**YY  |                |                |
|            |             |                 |               | K,W,P       | Delrin         | MTPP30G+55**YY | MDPP30G+55**YY     | MVPP30G+55**YY  |                |                |
|            |             |                 |               |             | SS Prec. BB    | MTPP30GI4S**YY | MDPP30GI4S**YY     | MVPP30GI4S**YY  |                |                |
|            |             | Polymadic™      | 300           |             | Delrin         | MTPM30GM5A**YY | MDPM30GM5A**YY     | MVPM30GM5A**YY  |                |                |
|            |             | DuraLastomer™   | 300           |             | SS Sleeve      | MTSU30GL9S**YY | MDSU30GL9S**YY     | MVSU30GL9S**YY  |                |                |
|            |             | Hard Rubber     | 275           |             | Plain          | MTHR30GB82**YY | MDHR30GB82**YY     | MVHR30GB82**YY  |                |                |
|            |             | Polyolefin      | 250           | B,Z         | Plain          | MTPO30G+82**YY | MDPO30G+82**YY     | MVPO30G+82**YY  |                |                |
|            |             |                 | 300           | J,Z         | SS Sleeve      | MTPO30G+9S**YY | MDPO30G+9S**YY     | MVPO30G+9S**YY  |                |                |
|            |             |                 | 300           |             | SS BB          | MTPO30GZ2S**YY | MDPO30GZ2S**YY     | MVPO30GZ2S**YY  |                |                |
|            |             | H.D. Polyolefin | 250           | B,E         | Plain          | MTHP30G+82**YY | MDHP30G+82**YY     | MVHP30G+82**YY  |                |                |
|            |             | Nylon           | 300           |             | SS Sleeve      | MTNY30GE9S**YY | MDNY30GE9S**YY     | MVNY30GE9S**YY  |                |                |
|            |             |                 |               |             | SS Prec. BB    | MTNY30GE4S**YY | MDNY30GE4S**YY     | MVNY30GE4S**YY  |                |                |
|            |             | Phenolic        | 300           |             | SS Top Hat     | MTPH30GB97**YY | MDPH30GB97**YY     | MVPH30GB97**YY  |                |                |
|            |             | H.T. Phenolic   | 200           |             | SSTop Hat      | MTHT30GQ97**YY | MDHT30GQ97**YY     | MVHT30GQ97**YY  |                |                |
|            |             | BrimStone™      | 350           |             | SS Top Hat     | MTGN30GQ97**YY | MDGN30GQ97**YY     | MVGN30GQ97**YY  |                |                |
|            |             |                 | 1-1/2"        | Phenolic    | 350            |                | SS Sleeve          | MTPH30HB9S**YY  | MDPH30HB9S**YY | MVPH30HB9S**YY |



# MT/MD/MV Stainless Caster Series - 350LB

MT/MD/MV SERIES • CAPACITY 350

| Wheel Size | Tread Width | Wheel Type     | Load Capacity | +Color         | Bearing Type   | Total Lock #   | Directional Lock # | Swivel Caster # |                |
|------------|-------------|----------------|---------------|----------------|----------------|----------------|--------------------|-----------------|----------------|
| 3-1/2"     | 1-1/4"      | Yoke only      |               |                |                |                | MTZZ35GZ82**YY     | MDZZ35GZ82**YY  | MVZZ35GZ82**YY |
|            |             | Soft Rubber    | 300           |                | Plain          | MTSR35GB82**YY | MDSR35GB82**YY     | MVSR35GB82**YY  |                |
|            |             | Thermo-Pro™    | 230           | T,Y            | ^Precision     |                | MTPP35GI44**YY     | MDTP35GI44**YY  | MVTP35GI44**YY |
|            |             |                |               |                |                |                | MTTP35G+47**YY     | MDTP35G+47**YY  | MVTP35G+47**YY |
|            |             |                |               |                | SS Sleeve      | MTTP35G+9S**YY | MDTP35G+9S**YY     | MVTP35G+9S**YY  |                |
|            |             |                |               |                | Plain          | MTTP35GI82**YY | MDTP35GI82**YY     | MVTP35GI82**YY  |                |
|            |             | Nomadic™       | 300           | I,L            | Delrin         | MTNM35G+5A**YY | MDNM35G+5A**YY     | MVNM35G+5A**YY  |                |
|            |             | Element™       | 220           |                | Delrin         | MTEL35GI5A**YY | MDEL35GI5A**YY     | MVEL35GI5A**YY  |                |
|            |             | Poly-Pro™      | 300           | A,D,I,K,S      | ^Precision     |                | MTPP35G+44**YY     | MDPP35G+44**YY  | MVPP35G+44**YY |
|            |             |                |               |                |                |                | MTTP35G+47**YY     | MDPP35G+47**YY  | MVPP35G+47**YY |
|            |             |                |               | T,Y            | SS Sleeve      | MTTP35G+9S**YY | MDPP35G+9S**YY     | MVPP35G+9S**YY  |                |
|            |             |                |               |                | SS BB          | MTTP35G+2S**YY | MDPP35G+2S**YY     | MVPP35G+2S**YY  |                |
|            |             |                |               | K,W,P          | Delrin         | MTTP35G+55**YY | MDPP35G+55**YY     | MVPP35G+55**YY  |                |
|            |             |                |               |                | SS Prec. BB    | MTTP35GI4S**YY | MDPP35GI4S**YY     | MVPP35GI4S**YY  |                |
|            |             | Polymadic™     | 325           |                | Delrin         | MTPM35GM5A**YY | MDPM35GM5A**YY     | MVPM35GM5A**YY  |                |
|            |             | Stainless Disc | 250           |                | Ball           | MTUS35GLA3**YY | MDUS35GLA3**YY     | MVUS35GLA3**YY  |                |
|            |             | Hard Rubber    | 300           |                | Plain          | MTHR35GB82**YY | MDHR35GB82**YY     | MVHR35GB82**YY  |                |
|            |             | Polyolefin     | 300           | J,Z            | Plain          | MTPO35G+82**YY | MDPO35G+82**YY     | MVPO35G+82**YY  |                |
|            |             | Nylon          | 325           |                | Plain          | MTNY35GE82**YY | MDNY35GE82**YY     | MVNY35GE82**YY  |                |
|            |             |                |               |                | SS Prec. BB    | MTNY35GE4S**YY | MDNY35GE4S**YY     | MVNY35GE4S**YY  |                |
| Phenolic   | 350         |                | SS Top Hat    | MTPH35GB97**YY | MDPH35GB97**YY | MVPH35GB97**YY |                    |                 |                |





# MT/MD/MV Stainless Caster Series - 350LB

MT/MD/MV SERIES • CAPACITY 350

| Wheel Size | Tread Width     | Wheel Type     | Load Capacity | +Color      | Bearing Type   | Total Lock #   | Directional Lock # | Swivel Caster # |                |                |                |                |
|------------|-----------------|----------------|---------------|-------------|----------------|----------------|--------------------|-----------------|----------------|----------------|----------------|----------------|
| 4"         | 1-1/4"          | Yoke only      |               |             |                |                | MTZZ40GZ82**YY     | MDZZ40GZ82**YY  | MVZZ40GZ82**YY |                |                |                |
|            |                 | Soft Rubber    | 350           |             | Plain          | MTSR40GB82**YY | MDSR40GB82**YY     | MVSR40GB82**YY  |                |                |                |                |
|            |                 | Thermo-Pro™    | 250           | T,Y         | ^Precision     |                | MTTP40GI44**YY     | MDTP40GI44**YY  | MVTP40GI44**YY |                |                |                |
|            |                 |                |               |             |                |                | MTTP40G+47**YY     | MDTP40G+47**YY  | MVTP40G+47**YY |                |                |                |
|            |                 |                |               |             | SS Sleeve      | MTTP40G+9S**YY | MDTP40G+9S**YY     | MVTP40G+9S**YY  |                |                |                |                |
|            |                 |                |               |             | SS Prec. BB    | MTTP40GI4S**YY | MDTP40GI4S**YY     | MVTP40GI4S**YY  |                |                |                |                |
|            |                 |                |               | Plain       |                | MTTP40GI82**YY | MDTP40GI82**YY     | MVTP40GI82**YY  |                |                |                |                |
|            |                 | Nomadic™       | 300           | I,L         |                | Delrin         | MTNM40G+5A**YY     | MDNM40G+5A**YY  | MVNM40G+5A**YY |                |                |                |
|            |                 |                |               |             |                | SS Prec. BB    | MTNM40G+4S**YY     | MDNM40G+4S**YY  | MVNM40G+4S**YY |                |                |                |
|            |                 | Element™       | 240           |             |                | Delrin         | MTEL40GI5A**YY     | MDEL40GI5A**YY  | MVEL40GI5A**YY |                |                |                |
|            |                 | Poly-Pro™      | 350           | A,D,I,S,C   | ^Precision     |                | MTPP40G+44**YY     | MDPP40G+44**YY  | MVPP40G+44**YY |                |                |                |
|            |                 |                |               |             |                |                | MTPP40G+47**YY     | MDPP40G+47**YY  | MVPP40G+47**YY |                |                |                |
|            |                 |                |               | T,Y         |                | SS Sleeve      | MTPP40G+9S**YY     | MDPP40G+9S**YY  | MVPP40G+9S**YY |                |                |                |
|            |                 |                |               |             |                | SS BB          | MTPP40G+2S**YY     | MDPP40G+2S**YY  | MVPP40G+2S**YY |                |                |                |
|            |                 |                |               |             |                | Delrin         | MTPP40G+55**YY     | MDPP40G+55**YY  | MVPP40G+55**YY |                |                |                |
|            |                 |                |               | SS Prec. BB | MTPP40GI4S**YY | MDPP40GI4S**YY | MVPP40GI4S**YY     |                 |                |                |                |                |
|            |                 | Polymadic™     | 350           |             |                | Delrin         | MTPM40GM5A**YY     | MDPM40GM5A**YY  | MVPM40GM5A**YY |                |                |                |
|            |                 | Stainless Disc | 270           |             |                | Ball           | MTUS40GLA3**YY     | MDUS40GLA3**YY  | MVUS40GLA3**YY |                |                |                |
|            |                 | Conductive     | 250           |             |                |                | ^Precision         | MTCN40GH44**YY  | MDCN40GH44**YY | MVCN40GH44**YY |                |                |
|            |                 |                |               |             |                |                | Precision          | MTCN40GH4S**YY  | MDCN40GH4S**YY | MVCN40GH4S**YY |                |                |
|            | SteROLLizer™    | 300            |               |             | SS Top Hat     |                | MTBF40GC97**YY     | MDBF40GC97**YY  | MVBF40GC97**YY |                |                |                |
|            |                 |                |               |             |                |                | MTSL40GC97**YY     | MDSL40GC97**YY  | MVSL40GC97**YY |                |                |                |
|            | DuraLastomer™   | 350            |               |             |                | SS Sleeve      | MTSU40GL9S**YY     | MDSU40GL9S**YY  | MVSU40GL9S**YY |                |                |                |
|            | Hard Rubber     | 350            |               |             |                | Plain          | MTHR40GB82**YY     | MDHR40GB82**YY  | MVHR40GB82**YY |                |                |                |
|            | Polyolefin      | 300            | B,Z           |             |                | Plain          | MTPO40G+82**YY     | MDPO40G+82**YY  | MVPO40G+82**YY |                |                |                |
|            |                 | 350            | J,Z           |             |                | SS Sleeve      | MTPO40G+9S**YY     | MDPO40G+9S**YY  | MVPO40G+9S**YY |                |                |                |
|            |                 | 350            |               |             |                | SS BB          | MTPO40GZ2S**YY     | MDPO40GZ2S**YY  | MVPO40GZ2S**YY |                |                |                |
|            | H.D. Polyolefin | 350            | B,E           |             |                | Plain          | MTHP40G+82**YY     | MDHP40G+82**YY  | MVHP40G+82**YY |                |                |                |
|            | Nylon           | 350            |               |             |                |                | SS Sleeve          | MTNY40GE9S**YY  | MDNY40GE9S**YY | MVNY40GE9S**YY |                |                |
|            |                 |                |               |             |                |                | SS Prec. BB        | MTNY40GE4S**YY  | MDNY40GE4S**YY | MVNY40GE4S**YY |                |                |
|            | Phenolic        | 350            |               |             |                | SS Top Hat     | MTPH40GB97**YY     | MDPH40GB97**YY  | MVPH40GB97**YY |                |                |                |
|            | H.T. Phenolic   | 250            |               |             |                | SS Top Hat     | MHT40GQ97**YY      | MDHT40GQ97**YY  | MVHT40GQ97**YY |                |                |                |
|            | BrimStone™      | 300            |               |             |                | SS Top Hat     | MTGN40GQ97**YY     | MDGN40GQ97**YY  | MVGN40GQ97**YY |                |                |                |
|            | 1-1/2"          |                | H.T. Phenolic | 350         |                |                |                    | SS Sleeve       | MTHT40HQ9S**YY | MDHT40HQ9S**YY | MVHT40HQ9S**YY |                |
|            |                 |                |               |             |                |                |                    | SS Sleeve       | MTGN40HQ9S**YY | MDGN40HQ9S**YY | MVGN40HQ9S**YY |                |
|            |                 |                | Epoxy         | 350         |                |                |                    |                 | SS BB          | MTOV40HQP4**YY | MDOV40HQP4**YY | MVOV40HQP4**YY |
|            |                 |                |               |             |                |                |                    |                 | SS Sleeve      | MTOV40HQ9S**YY | MDOV40HQ9S**YY | MVOV40HQ9S**YY |
|            |                 |                | SteROLLizer™  | 350         |                |                |                    | SS Prec. BB     |                | MTBF40HC61**YY | MDBF40HC61**YY | MVBF40HC61**YY |
|            |                 | MTSL40HC61**YY |               |             |                |                |                    |                 | MDSL40HC61**YY | MVSL40HC61**YY |                |                |



# MT/MD/MV Stainless Caster Series - 350LB

MT/MD/MV SERIES • CAPACITY 350

| Wheel Size    | Tread Width | Wheel Type          | Load Capacity  | +Color         | Bearing Type   | Total Lock #   | Directional Lock # | Swivel Caster # |                |
|---------------|-------------|---------------------|----------------|----------------|----------------|----------------|--------------------|-----------------|----------------|
| 5"            | 1-1/4"      | Yoke only           |                |                |                |                | MTZZ50GZ82**YY     | MDZZ50GZ82**YY  | MVZZ50GZ82**YY |
|               |             | Neoprene Energizer™ | 300            |                | SS Ball B.     | MTEN50VB2S**YY | MDEN50VB2S**YY     | MVEN50GV2S**YY  |                |
|               |             |                     |                |                | Delrin         | MTEN50VB55**YY | MDEN50VB55**YY     | MVEN50GV55**YY  |                |
|               |             | SteROLLizer™        | 300            |                | SS Ball B.     | MTBG50VO2S**YY | MDBG50VO2S**YY     | MVBG50VO2S**YY  |                |
|               |             | Soft Rubber         | 250            |                | Plain          | MTSR50GB82**YY | MDSR50GB82**YY     | MVSR50GB82**YY  |                |
|               |             | Thermo-Pro™         | 300            | T,Y            | ^Precision     |                | MTTP50GI44**YY     | MDTP50GI44**YY  | MVTP50GI44**YY |
|               |             |                     |                |                |                |                | MTTP50G+47**YY     | MDTP50G+47**YY  | MVTP50G+47**YY |
|               |             |                     |                |                | SS Sleeve      | MTTP50G+9S**YY | MDTP50G+9S**YY     | MVTP50G+9S**YY  |                |
|               |             |                     |                |                | Delrin         | MTTP50GI5A**YY | MDTP50GI5A**YY     | MVTP50GI5A**YY  |                |
|               |             | Nomadic™            | 325            | I,L            | SS Prec. BB    | MTTP50GI4S**YY | MDTP50GI4S**YY     | MVTP50GI4S**YY  |                |
|               |             |                     |                |                | Delrin         | MTNM50G+5A**YY | MDNM50G+5A**YY     | MVNM50G+5A**YY  |                |
|               |             | Element™            | 250            |                | Delrin         | MTNM50G+4S**YY | MDNM50G+4S**YY     | MVNM50G+4S**YY  |                |
|               |             | Poly-Pro™           | 350            | I,A,D,S        | ^Precision     |                | MTEP50GI5A**YY     | MDEL50GI5A**YY  | MVEL50GI5A**YY |
|               |             |                     |                |                |                |                | MTTP50G+44**YY     | MDPP50G+44**YY  | MVPP50G+44**YY |
|               |             |                     |                | B              |                | MTTP50GB82**YY | MDPP50GB82**YY     | MVPP50GB82**YY  |                |
|               |             |                     |                | T,Y            |                | MTTP50G+47**YY | MDPP50G+47**YY     | MVPP50G+47**YY  |                |
|               |             |                     |                |                | SS Sleeve      | MTTP50G+9S**YY | MDPP50G+9S**YY     | MVPP50G+9S**YY  |                |
|               |             |                     |                | K,W,P          | SS BB          | MTTP50G+2S**YY | MDPP50G+2S**YY     | MVPP50G+2S**YY  |                |
|               |             | Delrin              | MTTP50G+55**YY |                | MDPP50G+55**YY | MVPP50G+55**YY |                    |                 |                |
|               |             |                     | SS Prec. BB    | MTTP50GI4S**YY | MDPP50GI4S**YY | MVPP50GI4S**YY |                    |                 |                |
|               |             | Polymadic™          | 350            |                | Delrin         | MTPM50GM5A**YY | MDPM50GM5A**YY     | MVPM50GM5A**YY  |                |
|               |             | Stainless Disc      | 300            |                | Ball           | MTUS50GLA3**YY | MDUS50GLA3**YY     | MVUS50GLA3**YY  |                |
|               |             | Conductive          | 275            |                | ^Precision     | MTCN50GH44**YY | MDCN50GH44**YY     | MVCN50GH44**YY  |                |
|               |             | DuraLastomer™       | 350            |                | SS Sleeve      | MTSU50GL9S**YY | MDSU50GL9S**YY     | MVSU50GL9S**YY  |                |
|               |             | Hard Rubber         | 350            |                | Plain          | MTHR50GB82**YY | MDHR50GB82**YY     | MVHR50GB82**YY  |                |
|               |             | Polyolefin          | 350            | B,Z            | Plain          | MTPO50G+82**YY | MDPO50G+82**YY     | MVPO50G+82**YY  |                |
|               |             |                     | 350            | J,Z            | SS Sleeve      | MTPO50G+9S**YY | MDPO50G+9S**YY     | MVPO50G+9S**YY  |                |
|               |             | H.D. Polyolefin     | 350            | B,E            | Plain          | MTHP50G+82**YY | MDHP50G+82**YY     | MVHP50G+82**YY  |                |
| Nylon         | 350         |                     | SS Sleeve      | MTNY50GE9S**YY | MDNY50GE9S**YY | MVNY50GE9S**YY |                    |                 |                |
|               |             |                     | SS Prec. BB    | MTNY50GE4S**YY | MDNY50GE4S**YY | MVNY50GE4S**YY |                    |                 |                |
| Phenolic      | 350         |                     | SS Top Hat     | MTPH50GB97**YY | MDPH50GB97**YY | MVPH50GB97**YY |                    |                 |                |
| H.T. Phenolic | 350         |                     | SS Top Hat     | MTHT50GQ97**YY | MDHT50GQ97**YY | MVHT50GQ97**YY |                    |                 |                |
| BrimStone™    | 350         |                     | SS Top Hat     | MTGN50GQ97**YY | MDGN50GQ97**YY | MVGN50GQ97**YY |                    |                 |                |
| 6"            | 1-1/4"      | Yoke only           |                |                |                |                | MTZZ60GZ82**YY     | MDZZ60GZ82**YY  | MVZZ60GZ82**YY |
|               |             | Thermo-Pro™         | 300            | T,Y            | ^Precision     |                | MTTP60GI44**YY     | MDTP60GI44**YY  | MVTP60GI44**YY |
|               |             |                     |                |                |                |                | MTTP60G+47**YY     | MDTP60G+47**YY  | MVTP60G+47**YY |
|               |             |                     |                |                | SS Sleeve      | MTTP60G+9S**YY | MDTP60G+9S**YY     | MVTP60G+9S**YY  |                |
|               |             | Poly-Pro™           | 350            | I,A            | ^Precision     |                | MTPP60G+44**YY     | MDPP60G+44**YY  | MVPP60G+44**YY |
|               |             |                     |                |                |                |                | MTTP60G+47**YY     | MDPP60G+47**YY  | MVPP60G+47**YY |
|               |             |                     |                | T,Y            | SS Sleeve      | MTTP60G+9S**YY | MDPP60G+9S**YY     | MVPP60G+9S**YY  |                |
|               |             |                     |                |                | K,W,P          | SS BB          | MTTP60G+2S**YY     | MDPP60G+2S**YY  | MVPP60G+2S**YY |
|               |             | Polyolefin          | 350            |                | Plain          | MTPO60GZ82**YY | MDPO60GZ82**YY     | MVPO60GZ82**YY  |                |
|               |             |                     | 350            | J,Z            | SS Sleeve      | MTPO60G+9S**YY | MDPO60G+9S**YY     | MVPO60G+9S**YY  |                |



## RZ/RT/RB Stainless Casters - 350lb

RZ/RT/RB SERIES • CAPACITY 350



RZ -- Free Swivel Caster

RT -- Total lock Caster, lock swivel and wheel simultaneously

RB -- Directional Lock, lock swivel to steer straight

- Mechanically polished and buffed to a smooth reflective surface
- Constructed with S304 Stainless Steel
- All-304 SS brake mechanism
- #06 Plate with hollow kingpin
- Dual ball bearings raceway
- NSF and RoHS Compliant
- 3/8" axle and nut



# RZ/RT/RB Stainless Casters - 350lb

RZ/RT/RB SERIES • CAPACITY 350

| Fastening Options (Replace ** in part number with desired plate or stem code) |                    |                     |                                  |           |                           |  |
|---|--------------------|---------------------|----------------------------------|-----------|---------------------------|--|
| Plate Code  | Overall Size       |                     | Bolt Hole Pattern                |           |                           | Mounting Bolt Size                                 |
| 06  | 2-3/8" x 3-5/8"    |                     | 1-3/4" x 2-7/8" slotted to 3"    |           |                           | 5/16"  |
|   |                    |                     |                                  |           | Permanently attached Stem |  |
| Stem Code   | Size               | Modular Stem Part # | Stem Type                        | Stem Code | Size                      | Stem Type  |
| ZZ  | 1/2"               |                     | Hollow Kingpin-No Fastener       | 91        | 7/16" x 1-3/8"            | Grip Ring  |
| 61  | 3/8" - 16 x 1"     | S7STS61             | Threaded                         | 68        | 1/2" - 13 x 1-1/2"        | Threaded   |
| S1  | 1/2" - 13 x 4"     | S7STTS1             |                                  | 70        | 1/2" - 13 x 2-3/4"        |  |
| 81  | 5/8" - 11 x 1-3/4" | STSTT81             |                                  | 71        | .720" - .851"             | Rounded Expandable Adaptor                         |
| S2  | 5/8" - 11 x 4"     | S7STTS2             |                                  | 7B        | .920" - .980"             |  |
| S6  | 3/4" - 10 x 2"     | S7STTS6             |                                  | 72        | .852" - .927"             |  |
| S7  | 3/4" - 10 x 4"     | S7STTS7             |                                  | 73        | .928" - 1.029"            |  |
| S3  | 3/4" - 10 x 6"     | S7STTS3             |                                  | 7A        | 1.020" - 1.100"           |  |
| S4  | 3/4" - 10 x 8"     | S7STTS4             |                                  | 74        | 1.030" - 1.14"            |  |
| S5  | 3/4" - 10 x 10"    | S7STTS5             |                                  | 75        | 1.360" - 1.425"           |  |
| 91  | 7/16" x 1-3/8"     | S7STG91             |                                  | Grip Ring | 76                        | 1.426" - 1.589"                                    |
| 97  | 7/16" x 2"         | S7STG97             | 77                               |           | 1.790" - 1.850"           |  |
| 95  | .846" x 2-3/16"    | S7STG95             | 78                               |           | 1.178" - 1.303"           |  |
| 57  | 3/4" x 2"          | S7STR57             | Rounded w/ 3 cross drilled holes | 72S       | .852" - .927"             | Rounded Expandable Adaptor w/ stainless knurl nuts |
| 82  | 1-1/8" x 2-3/16"   | S7STG82             | Rounded Grip Ring (2 rings)      | 73S       | .928" - 1.029"            |  |
| 51  | 3/4" x 2"          | S7STS51             | Squared w/ 3 cross drilled holes | 76S       | 1.426" - 1.589"           | Expandable Adaptor for squared tubing              |
| 42  | 7/8" x 2"          |                     |                                  | R1        | .720" - .851"             |  |
| 41  | .865" x 2-1/4"     | S7STO41             | Octagon w/ Grip Ring             | R2        | .852" - .927"             | Expandable Adaptor for squared tubing              |
| G3  | 7/8" x 3-1/2"      | S7STGG3             | Squared Grip Rings (2 rings)     | R3        | .928" - 1.029"            |  |
| Order the modular stem installed with code - or uninstalled by part #         |                    |                     |                                  | R4        | 1.030" - 1.140"           |  |
|   |                    |                     |                                  | R5        | 1.360" - 1.425"           |  |
|   |                    |                     |                                  | R6        | 1.426" - 1.589"           |  |

| Size | Overall Height | Swivel Radius |                             |
|------|----------------|---------------|-----------------------------|
|      |                | Swivel Caster | Total Lock/Directional Lock |
| 3"   | 4-7/16"        | 2-29/32"      | 4-1/4"                      |
| 4"   | 5-7/16"        | 3-19/32"      | 4-17/32"                    |
| 5"   | 6-3/16"        | 4-1/4"        | 4-27/32"                    |
| 6"   | 7-7/16"        | 4-5/8"        | 4-15/16"                    |

\*Reduce Overall Height 1/8" for stem casters



# RZ/RT/RB Stainless Casters - 350lb

RZ/RT/RB SERIES • CAPACITY 350

| Wheel Dia.    | Tread Width | Wheel Type      | Load Capacity | +Color         | Bearing Type   | Total Lock Caster # | Directional Lock Caster # | Swivel Caster # |                |
|---------------|-------------|-----------------|---------------|----------------|----------------|---------------------|---------------------------|-----------------|----------------|
| 3"            | 1-1/4"      | Yoke only       |               |                |                |                     | RTZZ30GZ82**YY            | RBZZ30GZ82**YY  | RZZZ30GZ82**YY |
|               |             | Antimicrobial   | 200           |                | Delrin         | RTAM30GN4S**YY      | RBAM30GN4S**YY            | RZAM30GN4S**YY  |                |
|               |             | Antimicrobial   | 200           |                | Pre. Ball      | RTAM30GN82**YY      | RBAM30GN82**YY            | RZAM30GN82**YY  |                |
|               |             | Soft Rubber     | 300           |                | Plain          | RTSR30GB82**YY      | RBSR30GB82**YY            | RZSR30GB82**YY  |                |
|               |             | Thermo-Pro™     | 210           | T,Y            | ^Precision     |                     | RTPP30GI44**YY            | RBTP30GI44**YY  | RZTP30GI44**YY |
|               |             |                 |               |                |                |                     | RTTP30G+47**YY            | RBTP30G+47**YY  | RZTP30G+47**YY |
|               |             |                 |               |                | SS Sleeve      | RTTP30G+9S**YY      | RBTP30G+9S**YY            | RZTP30G+9S**YY  |                |
|               |             |                 |               |                | SS Prec. BB    | RTTP30GI4S**YY      | RBTP30GI4S**YY            | RZTP30GI4S**YY  |                |
|               |             |                 |               |                | Plain          | RTTP30GI82**YY      | RBTP30GI82**YY            | RZTP30GI82**YY  |                |
|               |             | Nomadic™        | 300           | I,L            | Delrin         | RTNM30G+5A**YY      | RBNM30G+5A**YY            | RZNM30G+5A**YY  |                |
|               |             |                 |               |                | SS Prec. BB    | RTNM30G+4S**YY      | RBNM30G+4S**YY            | RZNM30G+4S**YY  |                |
|               |             | Element™        | 210           |                | Delrin         | RTEL30GI5A**YY      | RBEL30GI5A**YY            | RZEL30GI5A**YY  |                |
|               |             | Poly-Pro™       | 300           | A,D,I,K,S      | ^Precision     |                     | RTPP30G+44**YY            | RBPP30G+44**YY  | RZPP30G+44**YY |
|               |             |                 |               |                |                |                     | RTPP30G+47**YY            | RBPP30G+47**YY  | RZPP30G+47**YY |
|               |             |                 |               | T,Y            | SS Sleeve      |                     | RTPP30G+9S**YY            | RBPP30G+9S**YY  | RZPP30G+9S**YY |
|               |             |                 |               |                |                |                     | RTPP30G+2S**YY            | RBPP30G+2S**YY  | RZPP30G+2S**YY |
|               |             |                 |               | K,W,P          | Delrin         |                     | RTPP30G+55**YY            | RBPP30G+55**YY  | RZPP30G+55**YY |
|               |             |                 |               |                |                |                     | RTPP30GI4S**YY            | RBPP30GI4S**YY  | RZPP30GI4S**YY |
|               |             | Polymadic™      | 300           |                | Delrin         | RTPM30GM5A**YY      | RBPM30GM5A**YY            | RZPM30GM5A**YY  |                |
|               |             | DuraLastomer™   | 300           |                | SS Sleeve      | RTSU30GL9S**YY      | RBSU30GL9S**YY            | RZSU30GL9S**YY  |                |
|               |             | Hard Rubber     | 275           |                | Plain          | RTHR30GB82**YY      | RBHR30GB82**YY            | RZHR30GB82**YY  |                |
|               |             | Polyolefin      | 250           | B,Z            | Plain          | RTPO30G+82**YY      | RBPO30G+82**YY            | RZPO30G+82**YY  |                |
|               |             |                 | 300           | J,Z            | SS Sleeve      | RTPO30G+9S**YY      | RBPO30G+9S**YY            | RZPO30G+9S**YY  |                |
|               |             |                 | 300           |                | SS BB          | RTPO30GZ2S**YY      | RBPO30GZ2S**YY            | RZPO30GZ2S**YY  |                |
|               |             | H.D. Polyolefin | 250           | B,E            | Plain          | RTHP30G+82**YY      | RBHP30G+82**YY            | RZHP30G+82**YY  |                |
|               |             | Nylon           | 300           |                | SS Sleeve      | RTNY30GE9S**YY      | RBNY30GE9S**YY            | RZNY30GE9S**YY  |                |
|               |             |                 |               |                | SS Prec. BB    | RTNY30GE4S**YY      | RBNY30GE4S**YY            | RZNY30GE4S**YY  |                |
|               |             | Phenolic        | 300           |                | SS Top Hat     | RTPH30GB97**YY      | RBPH30GB97**YY            | RZPH30GB97**YY  |                |
| H.T. Phenolic | 200         |                 | SS Top Hat    | RTHT30GQ97**YY | RBHT30GQ97**YY | RZHT30GQ97**YY      |                           |                 |                |
| BrimStone™    | 350         |                 | SS Top Hat    | RTGN30GQ97**YY | RBGN30GQ97**YY | RZGN30GQ97**YY      |                           |                 |                |



# RZ/RT/RB Stainless Casters - 350lb

RZ/RT/RB SERIES • CAPACITY 350

| Wheel Dia.    | Tread Width | Wheel Type      | Load Capacity | +Color     | Bearing Type   | Total Lock Caster # | Directional Lock Caster # | Swivel Caster # |                |                |                |
|---------------|-------------|-----------------|---------------|------------|----------------|---------------------|---------------------------|-----------------|----------------|----------------|----------------|
| 4"            | 1-1/4"      | Yoke only       |               |            |                |                     | RTZZ40GZ82**YY            | RBZZ40GZ82**YY  | RZZZ40GZ82**YY |                |                |
|               |             | Antimicrobial   | 250           |            | Delrin         | RTAM40GN4S**YY      | RBAM40GN4S**YY            | RZAM40GN4S**YY  |                |                |                |
|               |             | Antimicrobial   | 250           |            | Pre. Ball      | RTAM40GN82**YY      | RBAM40GN82**YY            | RZAM40GN82**YY  |                |                |                |
|               |             | Soft Rubber     | 350           |            | Plain          | RTSR40GB82**YY      | RBSR40GB82**YY            | RZSR40GB82**YY  |                |                |                |
|               |             | Thermo-Pro™     | 250           | T,Y        |                | ^Precision          |                           | RTTP40GI44**YY  | RBTP40GI44**YY | RZTP40GI44**YY |                |
|               |             |                 |               |            |                |                     |                           | RTTP40G+47**YY  | RBTP40G+47**YY | RZTP40G+47**YY |                |
|               |             |                 |               |            |                |                     |                           | SS Sleeve       | RTTP40G+9S**YY | RBTP40G+9S**YY | RZTP40G+9S**YY |
|               |             |                 |               |            |                |                     |                           | SS Prec. BB     | RTTP40GI4S**YY | RBTP40GI4S**YY | RZTP40GI4S**YY |
|               |             |                 |               |            |                |                     |                           | Plain           | RTTP40GI82**YY | RBTP40GI82**YY | RZTP40GI82**YY |
|               |             | Nomadic™        | 300           | I,L        |                |                     | Delrin                    | RTNM40G+5A**YY  | RBNM40G+5A**YY | RZNM40G+5A**YY |                |
|               |             |                 |               |            |                |                     | SS Prec. BB               | RTNM40G+4S**YY  | RBNM40G+4S**YY | RZNM40G+4S**YY |                |
|               |             | Element™        | 240           |            |                | Delrin              | RTEL40GI5A**YY            | RBEL40GI5A**YY  | RZEL40GI5A**YY |                |                |
|               |             | Poly-Pro™       | 350           | A,D,I,S,C  |                | ^Precision          |                           | RTPP40G+44**YY  | RBPP40G+44**YY | RZPP40G+44**YY |                |
|               |             |                 |               |            |                |                     |                           | RTPP40G+47**YY  | RBPP40G+47**YY | RZPP40G+47**YY |                |
|               |             |                 |               | T,Y        |                | SS Sleeve           | RTPP40G+9S**YY            | RBPP40G+9S**YY  | RZPP40G+9S**YY |                |                |
|               |             |                 |               |            |                |                     | SS BB                     | RTPP40G+2S**YY  | RBPP40G+2S**YY | RZPP40G+2S**YY |                |
|               |             |                 |               | K,W,P      |                | Delrin              | RTPP40G+55**YY            | RBPP40G+55**YY  | RZPP40G+55**YY |                |                |
|               |             |                 | SS Prec. BB   |            | RTPP40GI4S**YY | RBPP40GI4S**YY      | RZPP40GI4S**YY            |                 |                |                |                |
|               |             | Polymadic™      | 350           |            |                | Delrin              | RTPM40GM5A**YY            | RBPM40GM5A**YY  | RZPM40GM5A**YY |                |                |
|               |             | Stainless Disc  | 270           |            |                | Ball                | RTUS40GLA3**YY            | RBUS40GLA3**YY  | RZUS40GLA3**YY |                |                |
|               |             | Conductive      | 250           |            |                |                     | ^Precision                | RTCN40GH44**YY  | RBCN40GH44**YY | RZCN40GH44**YY |                |
|               |             |                 |               |            |                |                     | Precision                 | RTCN40GH4S**YY  | RBCN40GH4S**YY | RZCN40GH4S**YY |                |
|               |             | SteROLLizer™    | 300           |            |                |                     | SS Top Hat                | RTBF40GC97**YY  | RBBF40GC97**YY | RZBF40GC97**YY |                |
|               |             |                 |               |            |                |                     |                           | RTSL40GC97**YY  | RBSL40GC97**YY | RZSL40GC97**YY |                |
|               |             | DuraLastomer™   | 350           |            |                | SS Sleeve           | RTSU40GL9S**YY            | RBSU40GL9S**YY  | RZSU40GL9S**YY |                |                |
|               |             | Hard Rubber     | 350           |            |                | Plain               | RTHR40GB82**YY            | RBHR40GB82**YY  | RZHR40GB82**YY |                |                |
|               |             | Polyolefin      | 300           | B,Z        |                | Plain               | RTPO40G+82**YY            | RBPO40G+82**YY  | RZPO40G+82**YY |                |                |
|               |             |                 | 350           | J,Z        |                | SS Sleeve           | RTPO40G+9S**YY            | RBPO40G+9S**YY  | RZPO40G+9S**YY |                |                |
|               |             |                 | 350           |            |                | SS BB               | RTPO40GZ2S**YY            | RBPO40GZ2S**YY  | RZPO40GZ2S**YY |                |                |
|               |             | H.D. Polyolefin | 350           | B,E        |                | Plain               | RTHP40G+82**YY            | RBHP40G+82**YY  | RZHP40G+82**YY |                |                |
|               |             | Nylon           | 350           |            |                |                     | SS Sleeve                 | RTNY40GE9S**YY  | RBNY40GE9S**YY | RZNY40GE9S**YY |                |
|               |             |                 |               |            |                |                     | SS Prec. BB               | RTNY40GE4S**YY  | RBNY40GE4S**YY | RZNY40GE4S**YY |                |
| Phenolic      | 350         |                 |               | SS Top Hat | RTPH40GB97**YY | RBPH40GB97**YY      | RZPH40GB97**YY            |                 |                |                |                |
| H.T. Phenolic | 250         |                 |               | SS Top Hat | RTHT40GQ97**YY | RBHT40GQ97**YY      | RZHT40GQ97**YY            |                 |                |                |                |
| BrimStone™    | 300         |                 |               | SS Top Hat | RTGN40GQ97**YY | RBGN40GQ97**YY      | RZGN40GQ97**YY            |                 |                |                |                |



# RZ/RT/RB Stainless Casters - 350lb

RZ/RT/RB SERIES • CAPACITY 350

| Wheel Dia.    | Tread Width | Wheel Type          | Load Capacity | +Color         | Bearing Type   | Total Lock Caster # | Directional Lock Caster # | Swivel Caster # |                |
|---------------|-------------|---------------------|---------------|----------------|----------------|---------------------|---------------------------|-----------------|----------------|
| 5"            | 1-1/4"      | Yoke only           |               |                |                |                     | RTZZ50GZ82**YY            | RBZZ50GZ82**YY  | RZZZ50GZ82**YY |
|               |             | Antimicrobial       | 275           |                | Delrin         | RTAM50GN4S**YY      | RBAM50GN4S**YY            | RZAM50GN4S**YY  |                |
|               |             | Antimicrobial       | 275           |                | Pre. Ball      | RTAM50GN82**YY      | RBAM50GN82**YY            | RZAM50GN82**YY  |                |
|               |             | Neoprene Energizer™ | 300           |                | SS Ball B.     | RTEN50VB2S**YY      | RBEN50GV2S**YY            | RZEN50GV2S**YY  |                |
|               |             |                     |               |                | Delrin         | RTEN50VB55**YY      | RBEN50GV55**YY            | RZEN50GV55**YY  |                |
|               |             | SteROLLizer™        | 300           |                | SS Ball B.     | RTBG50VO2S**YY      | RBBG50VO2S**YY            | RZBG50VO2S**YY  |                |
|               |             | Soft Rubber         | 250           |                | Plain          | RTSR50GB82**YY      | RBSR50GB82**YY            | RZSR50GB82**YY  |                |
|               |             | Thermo-Pro™         | 300           | T,Y            | ^Precision     |                     | RTTP50GI44**YY            | RBTP50GI44**YY  | RZTP50GI44**YY |
|               |             |                     |               |                |                |                     | RTTP50G+47**YY            | RBTP50G+47**YY  | RZTP50G+47**YY |
|               |             |                     |               |                | SS Sleeve      | RTTP50G+9S**YY      | RBTP50G+9S**YY            | RZTP50G+9S**YY  |                |
|               |             |                     |               |                | Delrin         | RTTP50GI5A**YY      | RBTP50GI5A**YY            | RZTP50GI5A**YY  |                |
|               |             | Nomadic™            | 325           | I,L            |                | Delrin              | RTNM50G+5A**YY            | RBNM50G+5A**YY  | RZNM50G+5A**YY |
|               |             |                     |               |                |                | SS Prec. BB         | RTNM50G+4S**YY            | RBNM50G+4S**YY  | RZNM50G+4S**YY |
|               |             | Element™            | 250           |                | Delrin         | RTEL50GI5A**YY      | RBEL50GI5A**YY            | RZEL50GI5A**YY  |                |
|               |             | Poly-Pro™           | 350           | I,A,D,S        | ^Precision     |                     | RTPP50G+44**YY            | RBPP50G+44**YY  | RZPP50G+44**YY |
|               |             |                     |               |                |                |                     | RTPP50GB82**YY            | RBPP50GB82**YY  | RZPP50GB82**YY |
|               |             |                     |               | T,Y            |                | RTPP50G+47**YY      | RBPP50G+47**YY            | RZPP50G+47**YY  |                |
|               |             |                     |               |                | SS Sleeve      | RTPP50G+9S**YY      | RBPP50G+9S**YY            | RZPP50G+9S**YY  |                |
|               |             |                     |               | K,W,P          |                | SS BB               | RTPP50G+2S**YY            | RBPP50G+2S**YY  | RZPP50G+2S**YY |
|               |             |                     |               |                |                | Delrin              | RTPP50G+55**YY            | RBPP50G+55**YY  | RZPP50G+55**YY |
|               |             |                     |               | SS Prec. BB    | RTPP50GI4S**YY | RBPP50GI4S**YY      | RZPP50GI4S**YY            |                 |                |
|               |             | Polymadic™          | 350           |                | Delrin         | RTPM50GM5A**YY      | RBPM50GM5A**YY            | RZPM50GM5A**YY  |                |
|               |             | Stainless Disc      | 300           |                | Ball           | RTUS50GLA3**YY      | RBUS50GLA3**YY            | RZUS50GLA3**YY  |                |
|               |             | Conductive          | 275           |                | ^Precision     | RTCN50GH44**YY      | RBCN50GH44**YY            | RZCN50GH44**YY  |                |
|               |             | DuraLastomer™       | 350           |                | SS Sleeve      | RTSU50GL9S**YY      | RBSU50GL9S**YY            | RZSU50GL9S**YY  |                |
|               |             | Hard Rubber         | 350           |                | Plain          | RTHR50GB82**YY      | RBHR50GB82**YY            | RZHR50GB82**YY  |                |
|               |             | Polyolefin          | 350           | B,Z            | Plain          | RTPO50G+82**YY      | RBPO50G+82**YY            | RZPO50G+82**YY  |                |
|               |             |                     | 350           | J,Z            | SS Sleeve      | RTPO50G+9S**YY      | RBPO50G+9S**YY            | RZPO50G+9S**YY  |                |
|               |             | H.D. Polyolefin     | 350           | B,E            | Plain          | RTHP50G+82**YY      | RBHP50G+82**YY            | RZHP50G+82**YY  |                |
|               |             | Nylon               | 350           |                | SS Sleeve      | RTNY50GE9S**YY      | RBNY50GE9S**YY            | RZNY50GE9S**YY  |                |
|               | SS Prec. BB |                     |               | RTNY50GE4S**YY | RBNY50GE4S**YY | RZNY50GE4S**YY      |                           |                 |                |
| Phenolic      | 350         |                     | SS Top Hat    | RTPH50GB97**YY | RBPH50GB97**YY | RZPH50GB97**YY      |                           |                 |                |
| H.T. Phenolic | 350         |                     | SS Top Hat    | RTHT50GQ97**YY | RBHT50GQ97**YY | RZHT50GQ97**YY      |                           |                 |                |
| BrimStone™    | 350         |                     | SS Top Hat    | RTGN50GQ97**YY | RBGN50GQ97**YY | RZGN50GQ97**YY      |                           |                 |                |
| 6"            | 1-1/4"      | Yoke only           |               |                |                |                     | RTZZ60GZ82**YY            | RBZZ60GZ82**YY  | RZZZ60GZ82**YY |
|               |             | Thermo-Pro™         | 300           | T,Y            | ^Precision     |                     | RTTP60GI44**YY            | RBTP60GI44**YY  | RZTP60GI44**YY |
|               |             |                     |               |                |                |                     | RTTP60G+47**YY            | RBTP60G+47**YY  | RZTP60G+47**YY |
|               |             |                     |               |                |                |                     | SS Sleeve                 | RTTP60G+9S**YY  | RBTP60G+9S**YY |
|               |             | Poly-Pro™           | 350           | I,A            | ^Precision     |                     | RTPP60G+44**YY            | RBPP60G+44**YY  | RZPP60G+44**YY |
|               |             |                     |               |                |                |                     | RTPP60G+47**YY            | RBPP60G+47**YY  | RZPP60G+47**YY |
|               |             |                     |               | T,Y            | SS Sleeve      | RTPP60G+9S**YY      | RBPP60G+9S**YY            | RZPP60G+9S**YY  |                |
|               |             |                     | K,W,P         | SS BB          | RTPP60G+2S**YY | RBPP60G+2S**YY      | RZPP60G+2S**YY            |                 |                |
| Polyolefin    | 350         |                     | Plain         | RTPO60GZ82**YY | RBPO60GZ82**YY | RZPO60GZ82**YY      |                           |                 |                |
|               | 350         | J,Z                 | SS Sleeve     | RTPO60G+9S**YY | RBPO60G+9S**YY | RZPO60G+9S**YY      |                           |                 |                |

# B1/B2/B3 Highly Polished Stainless Steel Casters - 1250LB

B1SX50JI8417YY



B2PO50JE8417YY



B3SU50JL8417YY






B1/B2/B3 SERIES • CAPACITY 1250

- Mechanically polished and buffed to a smooth mirror-like reflective surface
- Stainless Steel Ball Bearings dual raceway integrated seal as standard
- Zerk fitting on the raceway. Seal temperature range is -10 to +250°F
- Formed from Grade 304 Stainless Steel, 1/4" thickness
- 1/2" diameter, stainless steel zerk axle is standard
- Grade 304 Stainless 5/8" kingbolt/nut
- NSF listed and ROHS Compliant
- High-Temp grease available

## Applications:

- Around water – boating environments: fisheries, cruise ships, etc...
- Food processing (chicken / slaughter plants)
- Bakeries – the larger 'dough troughs'
- Medical waste disposal
- Some clean rooms
- Pharmaceutical
- Autoclaves

| Top Lock Brake(TY)   | 4 Position Locks(PY)   |   |
|--|--|---|
|  |  |  |





B1/B2/B3 SERIES • CAPACITY 1250

# B1/B2/B3 Highly Polished Stainless Steel Casters - 1250LB

| Fastening Pattern |                   |                   |                          |                    |
|-------------------|-------------------|-------------------|--------------------------|--------------------|
| Plate Code        | Overall Dimension |                   | Bolt Hole Pattern        | Mounting Bolt Size |
| 17                | 4" x 4-1/2"       |                   | 2-5/8" x 3-5/8" to 3"x3" | 3/8"               |
| Size              | Overall Height    | Swivel Radius(B1) | Swivel Radius(B3)        |                    |
| 4"                | 5-5/8"            | 3-3/8"            | 5-5/16"                  |                    |
| 5"                | 6-1/2"            | 4"                | 5-11/16"                 |                    |
| 6"                | 7-1/2"            | 4-1/2"            | 5-11/16"                 |                    |
| 8"                | 9-1/2"            | 6"                | 6-5/8"                   |                    |

| BRBRG11 | BRBRG57  | DLSPJ12 | DLBRG57 |
|---------|----------|---------|---------|
|         |          |         |         |
| (72)    | Top Hats | PRBRGS6 | SRBSS05 |
|         |          |         |         |

## WHEELS

|           |        |        |        |        |           |        |        |           |
|-----------|--------|--------|--------|--------|-----------|--------|--------|-----------|
|           |        |        |        |        |           |        |        |           |
| SF-45A    | BC-60A | EN-62A | NM-65A | TP-75A | NR-80A    | RA-80A | LS-80A | UX-80-85A |
|           |        |        |        |        |           |        |        |           |
| UA-90-95A | MU-95A | PA-95A | PR-55D | PP-60D | PM-60D    | SU-60D | PO-65D | PO-65D    |
|           |        |        |        |        |           |        |        |           |
| UD-65D    | HU-65D | HI-65D | SX-70D | NY-75D | NX-78-82D | MA-85D | MV-85D | PH-90D    |

## HIGH TEMP WHEELS



SL-75A



GN-85D



OV-90D



HT-95D



# B1/B2/B3 Highly Polished Stainless Steel Casters - 1250LB

B1/B2/B3 SERIES • CAPACITY 1250

| Wheel Diameter | Tread Width | Wheel Type               | Available Bearing Options(##) | Color (+)      | Replace + with a desired wheel color  |                |                | Load Cap. |
|----------------|-------------|--------------------------|-------------------------------|----------------|---------------------------------------|----------------|----------------|-----------|
|                |             |                          |                               |                | Replace ** with desired wheel bearing |                |                |           |
|                |             |                          |                               |                | SWIVEL                                | RIGID          | TOTAL LOCK     |           |
|                |             |                          |                               |                | Part #                                |                |                |           |
| 4"             | 2"          |                          |                               |                | B1ZZ40JZ8317YY                        | B2ZZ40JZ8317YY | B3ZZ40JZ8317YY |           |
|                |             | Super-Soft               | 05,6S,57,12                   |                | B1SF40JIC##17YY                       | B2SF40JI##17YY | B3SF40JI##17YY | 150       |
|                |             | Neo-Energizer™           | 05,6S,57,S4,12                |                | B1EN40JB##17YY                        | B2EN40JB##17YY | B3EN40JB##17YY | 500       |
|                |             | Ergo Blue Rubber         | 05,6S,57,12                   |                | B1BL40JL##17YY                        | B2BL40JL##17YY | B3BL40JL##17YY | 400       |
|                |             | Nomadic™                 | 05,6S,57,12                   | I,A            | B1NM40J+##17YY                        | B2NM40J+##17YY | B3NM40J+##17YY | 400       |
|                |             | Xtreme                   | S2                            |                | B1LS40JAS217YY                        | B2LS40JAS217YY | B3LS40JAS217YY | 350       |
|                |             | Rubber on Nylon          | 05,6S,57,12                   |                | B1NR40JB##17YY                        | B2NR40JB##17YY | B3NR40JB##17YY | 400       |
|                |             | Thermo-Pro™              | 05,6S,57,12                   | A,I,X,T,Y      | B1TP40J+##17YY                        | B2TP40J+##17YY | B3TP40J+##17YY | 300       |
|                |             | Polyolefin               | 05,6S,57,12                   | B,E            | B1PO40J+##17YY                        | B2PO40J+##17YY | B3PO40J+##17YY | 500       |
|                |             | Nylon                    | 05,6S,57,12                   |                | B1NY40JE##17YY                        | B2NY40JE##17YY | B3NY40JE##17YY | 800       |
|                |             | Ironman                  | 05,6S,57,72,12                | B,I            | B1NX40JB##17YY                        | B2NX40JB##17YY | B3NX40JB##17YY | 1250      |
|                |             | RokHard™                 | 05,6S,57,12                   |                | B1HI40JB##17YY                        | B2HI40JB##17YY | B3HI40JB##17YY | 800       |
|                |             | BrimStone™               | 05,6S                         | B,Q            | B1GN40J+##17YY                        | B2GN40J+##17YY | B3GN40J+##17YY | 800       |
|                |             | Epoxy                    | 05,6S                         |                | B1OV40JQ##17YY                        | B2OV40JQ##17YY | B3OV40JQ##17YY | 800       |
|                |             | MaxRok™                  | 05,6S,57,72,12                |                | B1MA40JB##17YY                        | B2MA40JB##17YY | B3MA40JB##17YY | 800       |
|                |             | Phenolic                 | 05,6S,57,12                   |                | B1PH40JB##17YY                        | B2PH40JB##17YY | B3PH40JB##17YY | 800       |
|                |             | Phenolic(Straight Sided) | 05,6S,57,12                   |                | B1PH40TB##17YY                        | B2PH40TB##17YY | B3PH40TB##17YY | 1000      |
|                |             | High-Temp Phenolic       | 05,6S                         |                | B1HT40JQ##17YY                        | B2HT40JQ##17YY | B3HT40JQ##17YY | 600       |
|                |             | Polyon MaxRok™           | 05,6S,57,12                   | G,K            | B1MU40J+##17YY                        | B2MU40J+##17YY | B3MU40J+##17YY | 700       |
|                |             | Poly-Pro™                | 05,6S,57,12                   | D,K,M,U,W      | B1PP40J+##17YY                        | B2PP40J+##17YY | B3PP40J+##17YY | 500       |
|                |             |                          | 72                            |                | B1PP40JM7217YY                        | B2PP40JM7217YY | B3PP40JM7217YY | 500       |
|                |             | Polymadic™               | 05,6S,57,72                   | I,M            | B1PM40J+##17YY                        | B2PM40J+##17YY | B3PM40J+##17YY | 600       |
|                |             | DuraLastomer™            | 6S,57,12                      |                | B1SU40JL##17YY                        | B2SU40JL##17YY | B3SU40JL##17YY | 750       |
|                |             | Super Elastomer          | 72                            |                | B1SX40JI7217YY                        | B2SX40JI7217YY | B3SX40JI7217YY | 1000      |
|                |             | ErgoLastomer™            | 05,6S,57,S4,12                |                | B1HU40JI##17YY                        | B2HU40JI##17YY | B3HU40JI##17YY | 1000      |
|                |             | Ultraflex™               | 72                            |                | B1UX40JO7217YY                        | B2UX40JO7217YY | B3UX40JO7217YY | 900       |
| MaxRok™        | 05,6S,57,12 |                          | B1MA40JT##17YY                | B2MA40JT##17YY | B3MA40JT##17YY                        | 800            |                |           |



# B1/B2/B3 Highly Polished Stainless Steel Casters - 1250LB

B1/B2/B3 SERIES • CAPACITY 1250

| Wheel Diameter | Tread Width | Wheel Type             | Available Bearing Options(##) | Color (+)      | Replace + with a desired wheel color  |                 |                |           |
|----------------|-------------|------------------------|-------------------------------|----------------|---------------------------------------|-----------------|----------------|-----------|
|                |             |                        |                               |                | Replace ** with desired wheel bearing |                 |                | Load Cap. |
|                |             |                        |                               |                | SWIVEL                                | RIGID           | TOTAL LOCK     |           |
|                |             |                        |                               |                | Part #                                |                 |                |           |
| 5"             | 2"          | Yoke Only              |                               |                | B1ZZ50JZ8317YY                        | B2ZZ50JZ8317YY  | B3ZZ50JZ8317YY |           |
|                |             | Neo-Energizer™         | 05,6S,57,S4,12                |                | B1EN50JB##17YY                        | B2EN50JB##17YY  | B3EN50JB##17YY | 550       |
|                |             | Ergo Blue Rubber       | 05,6S,57,12                   |                | B1BL50JL##17YY                        | B2BL50JL##17YY  | B3BL50JL##17YY | 500       |
|                |             | Nomadic™               | 05,6S,57,12                   | A,I            | B1NM50J+##17YY                        | B2NM50J+##17YY  | B3NM50J+##17YY | 500       |
|                |             | Xtreme                 | S2                            |                | B1LS50JAS217YY                        | B2LS50JAS217YY  | B3LS50JAS217YY | 400       |
|                |             | Rubber on Nylon        | 05,6S,57,12                   |                | B1NR50JB##17YY                        | B2NR50JB##17YY  | B3NR50JB##17YY | 450       |
|                |             | Thermo-Pro™            | 05,6S,57,12                   | A,I,X,T,Y      | B1TP50J+##17YY                        | B2TP50J+##17YY  | B3TP50J+##17YY | 350       |
|                |             | Polyolefin             | 05,6S,57,12                   | B,E            | B1PO50J+##17YY                        | B2PO50J+##17YY  | B3PO50J+##17YY | 650       |
|                |             | Nylon                  | 05,6S,57,12                   |                | B1NY50JE##17YY                        | B2NY50JE##17YY  | B3NY50JE##17YY | 900       |
|                |             | Ironman                | 05,6S,57,72                   | B,I            | B1NX50J+##17YY                        | B2NX50J+##517YY | B3NX50JB##17YY | 1250      |
|                |             | RokHard™               | 05,6S,57,12                   |                | B1HI50JB##17YY                        | B2HI50JB##17YY  | B3HI50JB##17YY | 900       |
|                |             | BrimStone™             | 05,6S                         | B,Q            | B1GN50J+##17YY                        | B2GN50J+##17YY  | B3GN50J+##17YY | 1000      |
|                |             | Epoxy                  | 05,6S                         |                | B1OV50JQ##17YY                        | B2OV50JQ##17YY  | B3OV50JQ##17YY | 1000      |
|                |             | MaxRok™                | 05,6S,57,72,12                |                | B1MA50JB##17YY                        | B2MA50JB##17YY  | B3MA50JB##17YY | 1000      |
|                |             | Phenolic               | 05,6S,57,12                   |                | B1PH50JB##17YY                        | B2PH50JB##17YY  | B3PH50JB##17YY | 1000      |
|                |             | Phenolic Straight-side |                               |                | B1PH50TB##17YY                        | B2PH50TB##17YY  | B3PH50TB##17YY | 1200      |
|                |             | Hi-Temp Phenolic       | 05,6S                         |                | B1HT50JQ##17YY                        | B2HT50JQ##17YY  | B3HT50JQ##17YY | 750       |
|                |             | Sterollizer™           | Bronze                        |                | B1SL50JCB217YY                        | B2SL50JCB217YY  | B3SL50JCB217YY | 450       |
|                |             | Polygon MaxRok™        | 05,6S,57,12                   | G,K            | B1MU50J+##17YY                        | B2MU50J+##17YY  | B3MU50J+##17YY | 1000      |
|                |             | Polygon-C              | 05,6S,57                      |                | B1PR50JL##17YY                        | B2PR50JL##17YY  | B3PR50JL##17YY | 900       |
|                |             | Poly-Pro™              | 05,72,57,12                   | B,C,D,K,U      | B1PP50J+##17YY                        | B2PP50J+##17YY  | B3PP50J+##17YY | 600       |
|                |             |                        | 72VVV                         |                | B1PP50JM7217YY                        | B2PP50JM7217YY  | B3PP50JM7217YY | 600       |
|                |             |                        | 72                            |                | B1PP50JM7217YY                        | B2PP50JM7217YY  | B3PP50JM7217YY | 600       |
|                |             |                        | 72                            |                | B1PP50JH7217YY                        | B2PP50JH7217YY  | B3PP50JH7217YY | 700       |
|                |             | Polymadic™             | 05,6S,57,72,12                | I,M            | B1PM50J+##17YY                        | B2PM50J+##17YY  | B3PM50J+##17YY | 750       |
|                |             | DuraLastomer™          | 05,6S,57,12                   |                | B1SU50JL##17YY                        | B2SU50JL##17YY  | B3SU50JL##17YY | 800       |
|                |             | Super Elastomer        | 72                            |                | B1SX50JI7217YY                        | B2SX50JI7217YY  | B3SX50JI7217YY | 1000      |
|                |             | ErgoLastomer™          | 05,6S,57,S4,12                |                | B1HU50JI##17YY                        | B2HU50JI##17YY  | B3HU50JI##17YY | 1250      |
| Ultraflex™     | S4          |                        | B1UX50JOS417YY                | B2UX50JOS417YY | B3UX50JOS417YY                        | 900             |                |           |



# B1/B2/B3 Highly Polished Stainless Steel Casters - 1250LB

B1/B2/B3 SERIES • CAPACITY 1250

| Wheel Diameter | Tread Width | Wheel Type             | Available Bearing Options(##) | Color (+)      | Replace + with a desired wheel color  |                |                |           |
|----------------|-------------|------------------------|-------------------------------|----------------|---------------------------------------|----------------|----------------|-----------|
|                |             |                        |                               |                | Replace ** with desired wheel bearing |                |                | Load Cap. |
|                |             |                        |                               |                | SWIVEL                                | RIGID          | TOTAL LOCK     |           |
|                |             |                        |                               |                | Part #                                |                |                |           |
| 6"             | 2"          | Yoke Only              |                               |                | B1ZZ60JZ8317YY                        | B2ZZ60JZ8317YY | B3ZZ60JZ8317YY |           |
|                |             | Super-Soft             | 05,6S,57,12                   |                | B1SF60JI##17YY                        | B2SF60JI##17YY | B3SF60JI##17YY | 150       |
|                |             | Neo-Energizer™         | 04,05,6S,S4                   |                | B1EN60JB##17YY                        | B2EN60JB##17YY | B3EN60JB##17YY | 600       |
|                |             | Ergo Blue Rubber       | 04,05,6S                      |                | B1BL60JL##17YY                        | B2BL60JL##17YY | B3BL60JL##17YY | 600       |
|                |             | Dura-Cushion™ Wheel    | 04,05,6S,72                   | X,Z            | B1BC60J##17YY                         | B2BC60J##17YY  | B3BC60J##17YY  | 600       |
|                |             | Nomadic™               | 05,6S,57,12                   |                | B1NM60JB##17YY                        | B2NM60JB##17YY | B3NM60JB##17YY | 600       |
|                |             | Xtreme                 | S2                            | A,I,X          | B1LS60J+S217YY                        | B2LS60J+S217YY | B3LS60J+S217YY | 500       |
|                |             | Rubber on Nylon        | 05,6S,57,12                   |                | B1NR60JB##17YY                        | B2NR60JB##17YY | B3NR60JB##17YY | 550       |
|                |             | Thermo-Pro™            | 05,6S,57,12                   | A,I,X,T,Y      | B1TP60J+##17YY                        | B2TP60J+##17YY | B3TP60J+##17YY | 500       |
|                |             | Polyolefin             | 05,6S,57,12                   | B,E            | B1PO60J+##17YY                        | B2PO60J+##17YY | B3PO60J+##17YY | 700       |
|                |             | Nylon                  | 05,6S,57,12                   |                | B1NY60JE##17YY                        | B2NY60JE##17YY | B3NY60JE##17YY | 1000      |
|                |             |                        | 72                            |                | B1NY60JE7217YY                        | B2NY60JE7217YY | B3NY60JE7217YY | 1200      |
|                |             | Ironman                | 05,6S,57,72,12                | B,I            | B1NX60JB##17YY                        | B2NX60JB##17YY | B3NX60JB##17YY | 1250      |
|                |             | RokHard™               | 05,6S,57,12                   |                | B1HI60JB##17YY                        | B2HI60JB##17YY | B3HI60JB##17YY | 1000      |
|                |             | BrimStone™             | 05,6S                         | B,Q            | B1GN60J+##17YY                        | B2GN60J+##17YY | B3GN60J+##17YY | 1100      |
|                |             | Epoxy                  | 05,6S                         |                | B1OV60JQ##17YY                        | B2OV60JQ##17YY | B3OV60JQ##17YY | 1100      |
|                |             | MaxRok™                | 05,6S,57,72,12                |                | B1MA60JB##17YY                        | B2MA60JB##17YY | B3MA60JB##17YY | 1200      |
|                |             | Phenolic               | 05,6S,57,12                   |                | B1PH60JB##17YY                        | B2PH60JB##17YY | B3PH60JB##17YY | 1200      |
|                |             | Phenolic Straight-side |                               |                | B1PH60TB##17YY                        | B2PH60TB##17YY | B3PH60TB##17YY | 1250      |
|                |             | High-Temp Phenolic     | 05,6S                         |                | B1HT60JQ##17YY                        | B2HT60JQ##17YY | B3HT60JQ##17YY | 900       |
|                |             | Poly MaxRok™           | 05,6S,57,12                   | G,K            | B1MU60J+##17YY                        | B2MU60J+##17YY | B3MU60J+##17YY | 1200      |
|                |             | Polygon-C              | 05,6S,57,12                   |                | B1PR60JL##17YY                        | B2PR60JL##17YY | B3PR60JL##17YY | 1200      |
|                |             | Poly-Pro™              | 05,6S,57,72,12                | D,I,K,M,W,U    | B1PP60J+##17YY                        | B2PP60J+##17YY | B3PP60J+##17YY | 720       |
|                |             |                        | 72                            |                | B1PP60JM7217YY                        | B2PP60JM7217YY | B3PP60JM7217YY | 720       |
|                |             |                        | 72                            |                | B1PP60JP7217YY                        | B2PP60JP7217YY | B3PP60JP7217YY | 800       |
|                |             |                        | 72                            |                | B1PP60JH7217YY                        | B2PP60JH7217YY | B3PP60JH7217YY |           |
|                |             | Polymadic™             | 05,6S,57,72,12                | I,M            | B1PM60J+##17YY                        | B2PM60J+##17YY | B3PM60J+##17YY | 900       |
|                |             | DuraLastomer™          | 05,6S,57                      |                | B1SU60JL##17YY                        | B2SU60JL##17YY | B3SU60JL##17YY | 900       |
|                |             | Super Elastomer        | 72                            |                | B1SX60JI7217YY                        | B2SX60JI7217YY | B3SX60JI7217YY | 1100      |
|                |             | ErgoLastomer™          | 05,6S,57,S4,12                |                | B1HU60JI##17YY                        | B2HU60JI##17YY | B3HU60JI##17YY | 1250      |
| Ultraflex™     | S4          |                        | B1UX60JOS417YY                | B2UX60JOS417YY | B3UX60JOS417YY                        | 1000           |                |           |



# B1/B2/B3 Highly Polished Stainless Steel Casters - 1250LB

B1/B2/B3 SERIES • CAPACITY 1250

| Wheel Diameter | Tread Width | Wheel Type          | Available Bearing Options(##) | Color (+)      | Replace + with a desired wheel color  |                |                |           |
|----------------|-------------|---------------------|-------------------------------|----------------|---------------------------------------|----------------|----------------|-----------|
|                |             |                     |                               |                | Replace ** with desired wheel bearing |                |                | Load Cap. |
|                |             |                     |                               |                | SWIVEL                                | RIGID          | TOTAL LOCK     |           |
|                |             |                     |                               |                | Part #                                |                |                |           |
| 8"             | 2"          | Yoke Only           |                               |                | B1ZZ80JZ8317YY                        | B2ZZ80JZ8317YY | B3ZZ80JZ8317YY |           |
|                |             | Super-Soft          | 05,6S,57,12                   |                | B1SF80JI##17YY                        | B2SF80JI##17YY | B3SF80JI##17YY | 175       |
|                |             | Neo-Energizer™      | 05,6S,57,S4,12                |                | B1EN80JB##17YY                        | B2EN80JB##17YY | B3EN80JB##17YY | 600       |
|                |             | Ergo Blue Rubber    | 05,6S,57,72,12                |                | B1BL80JL##17YY                        | B2BL80JL##17YY | B3BL80JL##17YY | 700       |
|                |             | Dura-Cushion™ Wheel | 05,6S,57,72,12                | X,Z            | B1BC80J+##17YY                        | B2BC80J+##17YY | B3BC80J+##17YY | 700       |
|                |             | Nomadic™            | 05,6S,57,12                   | A,B,X          | B1NM80J+##17YY                        | B2NM80J+##17YY | B3NM80J+##17YY | 700       |
|                |             | Xtreme              | S2                            |                | B1LS80JAS217YY                        | B2LS80JAS217YY | B3LS80JAS217YY | 650       |
|                |             | Rubber on Nylon     | 05,6S,57,12                   |                | B1NR80JB##17YY                        | B2NR80JB##17YY | B3NR80JB##17YY | 600       |
|                |             | Thermo-Pro™         | 05,6S,57,12                   | A,I,X,T,Y,Z    | B1TP80J+##17YY                        | B2TP80J+##17YY | B3TP80J+##17YY | 600       |
|                |             | Polyolefin          | 05,6S,57,12                   | B,E            | B1PO80J+##17YY                        | B2PO80J+##17YY | B3PO80J+##17YY | 900       |
|                |             | Nylon               | 05,6S,57,12                   |                | B1NY80JE##17YY                        | B2NY80JE##17YY | B3NY80JE##17YY | 185       |
|                |             |                     | 72                            |                | B1NY80JE7217YY                        | B2NY80JE7217YY | B3NY80JE7217YY | 185       |
|                |             | Ironman             | 05,6S,57,72,12                | B,I            | B1NX80JB##17YY                        | B2NX80JB##17YY | B3NX80JB##17YY | 1250      |
|                |             | RokHard™            | 05,6S,57,12                   |                | B1HI80JB##17YY                        | B2HI80JB##17YY | B3HI80JB##17YY | 1100      |
|                |             | BrimStone™          | 05,6S                         | B,Q            | B1GN80J+##17YY                        | B2GN80J+##17YY | B3GN80J+##17YY | 1200      |
|                |             | Epoxy               | 05,6S                         |                | B1OV80JQ##17YY                        | B2OV80JQ##17YY | B3OV80JQ##17YY | 1200      |
|                |             | MaxRok™             | 05,6S,57,72,12                |                | B1MA80JB##17YY                        | B2MA80JB##17YY | B3MA80JB##17YY | 1250      |
|                |             | Phenolic            | 05,6S,57                      |                | B1PH80JB##17YY                        | B2PH80JB##17YY | B3PH80JB##17YY | 1250      |
|                |             | High-Temp Phenolic  | 05,6S                         |                | B1HT80JQ##17YY                        | B2HT80JQ##17YY | B3HT80JQ##17YY | 1100      |
|                |             | Poly MaxRok™        | 05,6S,57,12                   | G,K            | B1MU80J+##17YY                        | B2MU80J+##17YY | B3MU80J+##17YY | 1250      |
|                |             | Poly-Pro™           | 05,6S,57,72,12                | C,D,I,K,M,U,W  | B1PP80J+##17YY                        | B2PP80J+##17YY | B3PP80J+##17YY | 800       |
|                |             |                     | 72                            |                | B1PP80JM7217YY                        | B2PP80JM7217YY | B3PP80JM7217YY | 800       |
|                |             |                     | 72                            |                | B1PP80JP7217YY                        | B2PP80JP7217YY | B3PP80JP7217YY | 1000      |
|                |             |                     | 72                            |                | B1PP80JH7217YY                        | B2PP80JH7217YY | B3PP80JH7217YY | 1000      |
|                |             | Polymadic™          | 05,6S,57,72,12                | I,M            | B1PM80J+##17YY                        | B2PM80J+##17YY | B3PM80J+##17YY | 1000      |
|                |             | DuraLastomer™       | 05,6S,57,12                   |                | B1SU80JL##17YY                        | B2SU80JL##17YY | B3SU80JL##17YY | 1000      |
|                |             | Super Elastomer     | 72                            |                | B1SX80JI7217YY                        | B2SX80JI7217YY | B3SX80JI7217YY | 1200      |
|                |             | ErgoLastomer™       | 05,6S,57,S4,12                |                | B1HU80JI##17YY                        | B2HU80JI##17YY | B3HU80JI##17YY | 1250      |
| Ultraflex™     | S4          |                     | B1UX80JOS417YY                | B2UX80JOS417YY | B3UX80JOS417YY                        | 1200           |                |           |

# 31/32/TS Medium Duty Stainless Steel Casters - 1250LB

31PO60JB0517-010000



31HU60JI7617YY



TSPO60JB0517YY



- Formed from Grade 304 Stainless Steel, 1/4" thickness
- Electrolytic polishing to a shining and smooth finish
- 1/2" diameter, stainless steel zerk axle as standard
- Stainless Steel Ball Bearings dual raceway
- Grade 304 Stainless king bolt/nut
- Zerk fitting on the raceway
- NSF listed and ROHS Compliant
- 5/8" Kingbolt/nut

### Applications:

- Around water – boating environments, fisheries, cruise ship, etc...
- Pharmaceutical, medical/hospital and Laboratories
- Food processing (chicken/slaughter plants)
- Bakeries – the larger 'dough troughs'
- Medical waste disposal
- Some clean rooms
- Autoclaves

| Fastening Patterns |                   |                   |                         |                    |
|--------------------|-------------------|-------------------|-------------------------|--------------------|
| Codes              | Overall Dimension |                   | Bolt Hole Pattern       | Mounting Bolt Size |
| 17 Plate           | 4" x 4-1/2"       |                   | 2-5/8" x 3-5/8" to 3x3" | 3/8"               |
| 81 Threaded Stem   | 1"-8 x 7"         |                   |                         |                    |
| Size               | Overall Height    | Swivel Radius(31) | Swivel Radius(TS)       |                    |
| 4"                 | 5-5/8"            | 3-3/16"           | 6-1/4"                  |                    |
| 5"                 | 6-1/2"            | 4"                | 6-1/4"                  |                    |
| 6"                 | 7-1/2"            | 4-9/16"           | 6-1/4"                  |                    |
| 8"                 | 9-1/2"            | 6"                | 7-1/8"                  |                    |



# 31/32/TS Medium Duty Stainless Steel Casters - 1250LB

31/32/TS SERIES • CAPACITY 1200

| Wheel Diameter | Tread Width | Wheel Type               | Available Bearing Options(**) | Color (+)      | Replace + with a desired wheel color  |                |                |           |
|----------------|-------------|--------------------------|-------------------------------|----------------|---------------------------------------|----------------|----------------|-----------|
|                |             |                          |                               |                | Replace ** with desired wheel bearing |                |                | Load Cap. |
|                |             |                          |                               |                | SWIVEL                                | RIGID          | TOTAL LOCK     |           |
|                |             |                          |                               |                | Part #                                |                |                |           |
| 4"             | 2"          |                          |                               |                | 31ZZ40JZ8317YY                        | 32ZZ40JZ8317YY | TSZZ40JZ8317YY |           |
|                |             | Super-Soft               | 05,6S,57,12                   |                | 31SF40JI**17YY                        | 32SF40JI**17YY | TSSF40JI**17YY | 150       |
|                |             | Neo-Energizer™           | 05,6S,57,S4,12                |                | 31EN40JB**17YY                        | 32EN40JB**17YY | TSEN40JB**17YY | 500       |
|                |             | Ergo Blue Rubber         | 05,6S,57,12                   |                | 31BR40JL**17YY                        | 32BR40JL**17YY | TSBR40JL**17YY | 400       |
|                |             | Nomadic™                 | 05,6S,57,12                   | I,X,A,Z        | 31NM40J+**17YY                        | 32NM40J+**17YY | TSNM40J+**17YY | 400       |
|                |             | Xtreme                   | S2                            |                | 31LS40JAS217YY                        | 32LS40JAS217YY | TLS40JAS217YY  | 350       |
|                |             | Rubber on Nylon          | 05,6S,57,12                   |                | 31NR40JB**17YY                        | 32NR40JB**17YY | TSNR40JB**17YY | 400       |
|                |             | Thermo-Pro™              | 05,6S,57,12                   | A,I,X,T,Y,Z    | 31TP40J+**17YY                        | 32TP40J+**17YY | TSTP40J+**17YY | 300       |
|                |             | Polyolefin               | 05,6S,57,12                   | B,E            | 31PO40J+**17YY                        | 32PO40J+**17YY | TSPO40J+**17YY | 500       |
|                |             | Nylon                    | 05,6S,57,12                   |                | 31NY40JE**17YY                        | 32NY40JE**17YY | TSNY40JE**17YY | 800       |
|                |             | Ironman                  | 05,6S,57,72,12                | B,I            | 31NX40JB**17YY                        | 32NX40JB**17YY | TSNX40JB**17YY | 1250      |
|                |             | RokHard™                 | 05,6S,57,12                   |                | 31HI40JB**17YY                        | 32HI40JB**17YY | TSHI40JB**17YY | 800       |
|                |             | BrimStone™               | 05,6S,57,12                   | B,Q            | 31GN40J+**17YY                        | 32GN40J+**17YY | TSGN40J+**17YY | 800       |
|                |             | Epoxy                    | 05,6S,57,12                   |                | 31OV40JQ**17YY                        | 32OV40JQ**17YY | TSOV40JQ**17YY | 800       |
|                |             | MaxRok™                  | 05,6S,57,72,12                |                | 31MA40JB**17YY                        | 32MA40JB**17YY | TSMA40JB**17YY | 800       |
|                |             | Phenolic                 | 05,6S,57,12                   |                | 31PH40JB**17YY                        | 32PH40JB**17YY | TSPH40JB**17YY | 800       |
|                |             | Phenolic(Straight Sided) | 05,6S,57,12                   |                | 31PH40TB**17YY                        | 32PH40TB**17YY | TSPH40TB**17YY | 1000      |
|                |             | High-Temp Phenolic       | 05,6S,57,12                   |                | 31HT40JQ**17YY                        | 32HT40JQ**17YY | TSHT40JQ**17YY | 600       |
|                |             | Polygon MaxRok™          | 05,6S,57,12                   | G,K            | 31MU40J+**17YY                        | 32MU40J+**17YY | TSMU40J+**17YY | 700       |
|                |             | Poly-Pro™                | 05,6S,57,12                   | D,K,M,U,W      | 31PP40J+**17YY                        | 32PP40J+**17YY | TSP40J+**17YY  | 500       |
|                |             |                          |                               |                | 31PP40JM7217YY                        | 32PP40JM7217YY | TSP40JM7217YY  | 500       |
|                |             | Polymadic™               | 05,6S,57,72,12                | I,M            | 31PM40J+**17YY                        | 32PM40J+**17YY | TSPM40J+**17YY | 600       |
|                |             | DuraLastomer™            | 6S,57,12                      |                | 31SU40JL**17YY                        | 32SU40JL**17YY | TSSU40JL**17YY | 750       |
|                |             | Super Elastomer          | 72                            |                | 31SX40JI7217YY                        | 32SX40JI7217YY | TSSX40JI7217YY | 1000      |
|                |             | ErgoLastomer™            | 05,6S,57,S4,12                |                | 31HU40JI**17YY                        | 32HU40JI**17YY | TSHU40JI**17YY | 1000      |
|                |             | Ultraflex™               | 72                            |                | 31UX40JO7217YY                        | 32UX40JO7217YY | TSUX40JO7217YY | 900       |
| MaxRok™        | 05,6S,57,12 |                          | 31MV40JT**17YY                | 32MV40JT**17YY | TSMV40JT**17YY                        | 800            |                |           |



# 31/32/TS Medium Duty Stainless Steel Casters - 1250LB

31/32/TS SERIES • CAPACITY 1200

| Wheel Diameter | Tread Width    | Wheel Type             | Available Bearing Options(**) | Color (+)      | Replace + with a desired wheel color  |                 |                |           |
|----------------|----------------|------------------------|-------------------------------|----------------|---------------------------------------|-----------------|----------------|-----------|
|                |                |                        |                               |                | Replace ** with desired wheel bearing |                 |                | Load Cap. |
|                |                |                        |                               |                | SWIVEL                                | RIGID           | TOTAL LOCK     |           |
|                |                |                        |                               |                | Part #                                |                 |                |           |
| 5"             | 2"             | Yoke Only              |                               |                | 31ZZ50JZ8317YY                        | 32ZZ50JZ8317YY  | TSZZ50JZ8317YY |           |
|                |                | Neo-Energizer™         | 05,6S,57,S4,12                |                | 31EN50JB**17YY                        | 32EN50JB**17YY  | TSEN50JB**17YY | 550       |
|                |                | Ergo Blue Rubber       | 05,6S,57,12                   |                | 31BR50JL**17YY                        | 32BR50JL**17YY  | TSBR50JL**17YY | 500       |
|                |                | Super-Soft             | 05,6S,57,12                   |                | 31SF50JI**17YY                        | 32SF50JI**17YY  | TSSF50JI**17YY | 150       |
|                |                | Nomadic™               | 05,6S,57,12                   | B,I            | 31NM50J+**17YY                        | 32NM50J+**17YY  | TSNM50J+**17YY | 500       |
|                |                | Xtreme                 | S2                            |                | 31LS50JAS217YY                        | 32LS50JAS217YY  | TLS50JAS217YY  | 400       |
|                |                | Rubber on Nylon        | 05,6S,57,12                   |                | 31NR50JB**17YY                        | 32NR50JB**17YY  | TSNR50JB**17YY | 450       |
|                |                | Thermo-Pro™            | 05,6S,57,12                   | A,I,X,T,Y,Z    | 31TP50J+**17YY                        | 32TP50J+**17YY  | TSTP50J+**17YY | 350       |
|                |                | Polyolefin             | 05,6S,57,12                   | B,E            | 31PO50J+**17YY                        | 32PO50J+**17YY  | TSPO50J+**17YY | 650       |
|                |                | Nylon                  | 05,6S,57,12                   |                | 31NY50JE**17YY                        | 32NY50JE**17YY  | TSNY50JE**17YY | 900       |
|                |                | Ironman                | 05,6S,57,72,12                | B,I            | 31NX50JB**17YY                        | 32NX50JB**517YY | TSNX50JB**17YY | 1250      |
|                |                | RokHard™               | 05,6S,57,12                   |                | 31HI50JB**17YY                        | 32HI50JB**17YY  | TSHI50JB**17YY | 900       |
|                |                | BrimStone™             | 05,6S,57,12                   | B,Q            | 31GN50J+**17YY                        | 32GN50J+**17YY  | TSGN50J+**17YY | 1000      |
|                |                | Epoxy                  | 05,6S,57,12                   |                | 31OV50JQ**17YY                        | 32OV50JQ**17YY  | TSOV50JQ**17YY | 1000      |
|                |                | MaxRok™                | 05,6S,57,72,12                |                | 31MA50JB**17YY                        | 32MA50JB**17YY  | TSMA50JB**17YY | 1000      |
|                |                | Phenolic               | 05,6S,57,12                   |                | 31PH50JB**17YY                        | 32PH50JB**17YY  | TSPH50JB**17YY | 1000      |
|                |                | Phenolic Straight-side |                               |                | 31PH50TB**17YY                        | 32PH50TB**17YY  | TSPH50TB**17YY | 1200      |
|                |                | High-Temp Phenolic     | 05,6S,57,12                   |                | 31HT50JQ**17YY                        | 32HT50JQ**17YY  | TSHT50JQ**17YY | 750       |
|                |                | Sterollizer™           |                               |                | 31SL50JCB217YY                        | 32SL50JCB217YY  | TSSL50JCB217YY | 450       |
|                |                | Polyon MaxRok™         | 05,6S,57,12                   | G,K            | 31MU50J+**17YY                        | 32MU50J+**17YY  | TSMU50J+**17YY | 1000      |
|                |                | Polyon-C               | 05,6S,57,12                   |                | 31PR50JL**17YY                        | 32PR50JL**17YY  | TSPR50JL**17YY | 900       |
|                |                | Poly-Pro™              | 05,6S,57,12                   | B,C,D,K,U,M,W  | 31PP50J+**17YY                        | 32PP50J+**17YY  | TSPP50J+**17YY | 600       |
|                |                |                        |                               |                | 31PP50JM7217YY                        | 32PP50JM7217YY  | TSPP50JM7217YY | 600       |
|                |                |                        |                               |                | 31PP50JP7217YY                        | 32PP50JP7217YY  | TSPP50JP7217YY | 700       |
|                |                |                        |                               |                | 31PP50JH7217YY                        | 32PP50JH7217YY  | TSPP50JH7217YY |           |
|                |                | Polymadic™             | 05,6S,57,72,12                | I,M            | 31PM50J+**17YY                        | 32PM50J+**17YY  | TSPM50J+**17YY | 750       |
|                |                | DuraLastomer™          | 05,6S,57,12                   |                | 31SU50JL**17YY                        | 32SU50JL**17YY  | TSSU50JL**17YY | 800       |
|                |                | Super Elastomer        |                               |                | 31SX50JI7217YY                        | 32SX50JI7217YY  | TSSX50JI7217YY | 1000      |
| ErgoLastomer™  | 05,6S,57,S4,12 |                        | 31HU50JI**17YY                | 32HU50JI**17YY | TSHU50JI**17YY                        | 1250            |                |           |
| Ultraflex™     | S4             |                        | 31UX50JOS417YY                | 32UX50JOS417YY | TSUX50JOS417YY                        | 900             |                |           |





# 31/32/TS Medium Duty Stainless Steel Casters - 1250LB

31/32/TS SERIES • CAPACITY 1200

| Wheel Diameter | Tread Width | Wheel Type             | Available Bearing Options(**) | Color (+)      | Replace + with a desired wheel color  |                |                |           |
|----------------|-------------|------------------------|-------------------------------|----------------|---------------------------------------|----------------|----------------|-----------|
|                |             |                        |                               |                | Replace ** with desired wheel bearing |                |                | Load Cap. |
|                |             |                        |                               |                | SWIVEL                                | RIGID          | TOTAL LOCK     |           |
|                |             |                        |                               |                | Part #                                |                |                |           |
| 6"             | 2"          | Yoke Only              |                               |                | 31ZZ60JZ8317YY                        | 32ZZ60JZ8317YY | TSZZ60JZ8317YY |           |
|                |             | Super-Soft             | 05,6S,57,12                   |                | 31SF60JI**17YY                        | 32SF60JI**17YY | TSSF60JI**17YY | 150       |
|                |             | Neo-Energizer™         | 04,05,6S,S4                   |                | 31EN60JB**17YY                        | 32EN60JB**17YY | TSEN60JB**17YY | 600       |
|                |             | Ergo Blue Rubber       | 04,05,6S                      |                | 31BR60JL**17YY                        | 32BR60JL**17YY | TBR60JL**17YY  | 600       |
|                |             | Dura-Cushion™ Wheel    | 04,05,6S,72                   | X,Z            | 31BC60J+**17YY                        | 32BC60J+**17YY | TSBC60J+**17YY | 650       |
|                |             | Nomadic™               | 05,6S,57,12                   |                | 31NM60JB**17YY                        | 32NM60JB**17YY | TSNM60JB**17YY | 600       |
|                |             | Xtreme                 | S2                            |                | 31LS60JAS217YY                        | 32LS60JAS217YY | TLS60JAS217YY  | 550       |
|                |             | Rubber on Nylon        | 05,6S,57,12                   |                | 31NR60JB**17YY                        | 32NR60JB**17YY | TSNR60JB**17YY | 550       |
|                |             | Thermo-Pro™            | 05,6S,57,12                   | A,I,X,T,Y,Z    | 31TP60J+**17YY                        | 32TP60J+**17YY | TSTP60J+**17YY | 500       |
|                |             | Polyolefin             | 05,6S,57,12                   | B,E            | 31PO60J+**17YY                        | 32PO60J+**17YY | TSPO60J+**17YY | 700       |
|                |             | Nylon                  | 05,6S,57,12                   |                | 31NY60JE**17YY                        | 32NY60JE**17YY | TSNY60JE**17YY | 1000      |
|                |             |                        | 72                            |                | 31NY60JE7217YY                        | 32NY60JE7217YY | TSNY60JE7217YY | 1200      |
|                |             | Ironman                | 05,6S,57,72,12                | B,I            | 31NX60JB**17YY                        | 32NX60JB**17YY | TSNX60JB**17YY | 1250      |
|                |             | RokHard™               | 05,6S,57,12                   |                | 31HI60JB**17YY                        | 32HI60JB**17YY | TSHI60JB**17YY | 1000      |
|                |             | BrimStone™             | 05,6S,57,12                   | B,Q            | 31GN60J+**17YY                        | 32GN60J+**17YY | TSGN60J+**17YY | 1100      |
|                |             | Epoxy                  | 05,6S,57,12                   |                | 31OV60JQ**17YY                        | 32OV60JQ**17YY | TSOV60JQ**17YY | 1100      |
|                |             | MaxRok™                | 05,6S,57,72,12                |                | 31MA60JB**17YY                        | 32MA60JB**17YY | TSMA60JB**17YY | 1200      |
|                |             | Phenolic               | 05,6S,57,12                   |                | 31PH60JB**17YY                        | 32PH60JB**17YY | TSPH60JB**17YY | 1200      |
|                |             | Phenolic Straight-side |                               |                | 31PH60TB**17YY                        | 32PH60TB**17YY | TSPH60TB**17YY | 1250      |
|                |             | High-Temp Phenolic     | 05,6S,57,12                   |                | 31HT60JQ**17YY                        | 32HT60JQ**17YY | TSHT60JQ**17YY | 900       |
|                |             | Poly MaxRok™           | 05,6S,57,12                   | G,K            | 31MU60J+**17YY                        | 32MU60J+**17YY | TSMU60J+**17YY | 1200      |
|                |             | Polyon-C               | 05,6S,57,12                   |                | 31PR60JL**17YY                        | 32PR60JL**17YY | TSPR60JL**17YY | 1200      |
|                |             | Poly-Pro™              | 05,6S,57,72,12                | D,I,K,M,W,U    | 31PP60J+**17YY                        | 32PP60J+**17YY | TSPP60J+**17YY | 720       |
|                |             |                        |                               |                | 31PP60JM7217YY                        | 32PP60JM7217YY | TSP60JM7217YY  | 720       |
|                |             |                        |                               |                | 31PP60JP7217YY                        | 32PP60JP7217YY | TSPP60JP7217YY | 800       |
|                |             |                        |                               |                | 31PP60JH7217YY                        | 32PP60JH7217YY | TSPP60JH7217YY |           |
|                |             | Polymadic™             | 05,6S,57,72,12                | I,M            | 31PM60J+**17YY                        | 32PM60J+**17YY | TSPM60J+**17YY | 900       |
|                |             | DuraLastomer™          | 05,6S,57,12                   |                | 31SU60JL**17YY                        | 32SU60JL**17YY | TSSU60JL**17YY | 900       |
|                |             | Super Elastomer        | 72                            |                | 31SX60JI7217YY                        | 32SX60JI7217YY | TSSX60JI7217YY | 1100      |
|                |             | ErgoLastomer™          | 05,6S,57,S4,12                |                | 31HU60JI**17YY                        | 32HU60JI**17YY | TSHU60JI**17YY | 1250      |
| Ultraflex™     | S4          |                        | 31UX60JOS417YY                | 32UX60JOS417YY | TSUX60JOS417YY                        | 1000           |                |           |



# 31/32/TS Medium Duty Stainless Steel Casters - 1250LB

31/32/TS SERIES • CAPACITY 1200

| Wheel Diameter | Tread Width | Wheel Type          | Available Bearing Options(**) | Color (+)      | Replace + with a desired wheel color  |                |                |           |
|----------------|-------------|---------------------|-------------------------------|----------------|---------------------------------------|----------------|----------------|-----------|
|                |             |                     |                               |                | Replace ** with desired wheel bearing |                |                |           |
|                |             |                     |                               |                | SWIVEL                                | RIGID          | TOTAL LOCK     | Load Cap. |
|                |             |                     |                               |                | Part #                                |                |                |           |
| 8"             | 2"          | Yoke Only           |                               |                | 31ZZ80JZ8317YY                        | 32ZZ80JZ8317YY | TSZZ80JZ8317YY |           |
|                |             | Super-Soft          | 05,6S,57,12                   |                | 31SF80JI**17YY                        | 32SF80JI**17YY | TSSF80JI**17YY | 175       |
|                |             | Neo-Energizer™      | 05,6S,57,S4,12                |                | 31EN80JB**17YY                        | 32EN80JB**17YY | TSEN80JB**17YY | 600       |
|                |             | Ergo Blue Rubber    | 05,6S,57,72,12                |                | 31BR80JL**17YY                        | 32BR80JL**17YY | TsBR80JL**17YY | 700       |
|                |             | Dura-Cushion™ Wheel | 05,6S,57,72,12                |                | 31BC80J+**17YY                        | 32BC80J+**17YY | TSBC80J+**17YY | 700       |
|                |             | Nomadic™            | 05,6S,57,12                   | B,I            | 31NM80J+**17YY                        | 32NM80J+**17YY | TSNM80J+**17YY | 700       |
|                |             | Xtreme              | S2                            |                | 31LS80JAS217YY                        | 32LS80JAS217YY | TSLS80JAS217YY | 650       |
|                |             | Rubber on Nylon     | 05,6S,57,12                   |                | 31NR80JB**17YY                        | 32NR80JB**17YY | TSNR80JB**17YY | 600       |
|                |             | Thermo-Pro™         | 05,6S,57,12                   | A,I,X,T,Y,Z    | 31TP80J+**17YY                        | 32TP80J+**17YY | TSTP80J+**17YY | 600       |
|                |             | Polyolefin          | 05,6S,57,12                   | B,E            | 31PO80J+**17YY                        | 32PO80J+**17YY | TSPO80J+**17YY | 900       |
|                |             | Nylon               | 05,6S,57,12                   |                | 31NY80JE**17YY                        | 32NY80JE**17YY | TSNY80JE**17YY | 1100      |
|                |             |                     | 72                            |                | 31NY80JE7217YY                        | 32NY80JE7217YY | TSNY80JE7217YY | 1250      |
|                |             | Ironman             | 05,6S,57,72,12                | B,I            | 31NX80JB**17YY                        | 32NX80JB**17YY | TSNX80JB**17YY | 1250      |
|                |             | RokHard™            | 05,6S,57,12                   |                | 31HI80JB**17YY                        | 32HI80JB**17YY | TSHI80JB**17YY | 1100      |
|                |             | BrimStone™          | 05,6S,57,12                   | B,Q            | 31GN80J+**17YY                        | 32GN80J+**17YY | TSGN80J+**17YY | 1200      |
|                |             | Epoxy               | 05,6S,57,12                   |                | 31OV80JQ**17YY                        | 32OV80JQ**17YY | TSOV80JQ**17YY | 1200      |
|                |             | MaxRok™             | 05,6S,57,72,12                |                | 31MA80JB**17YY                        | 32MA80JB**17YY | TSMA80JB**17YY | 1250      |
|                |             | Phenolic            | 05,6S,57,12                   |                | 31PH80JB**17YY                        | 32PH80JB**17YY | TSPH80JB**17YY | 1250      |
|                |             | High-Temp Phenolic  | 05,6S,57,12                   |                | 31HT80JQ**17YY                        | 32HT80JQ**17YY | TSHT80JQ**17YY | 1100      |
|                |             | Poly MaxRok™        | 05,6S,57,12                   | G,K            | 31MU80J+**17YY                        | 32MU80J+**17YY | TSMU80J+**17YY | 1250      |
|                |             | Poly-Pro™           | 05,6S,57,72,12                | C,D,I,K,M,U,W  | 31PP80J+**17YY                        | 32PP80J+**17YY | TSPP80J+**17YY | 800       |
|                |             |                     |                               |                | 31PP80JM7217YY                        | 32PP80JM7217YY | TSPP80JM7217YY | 800       |
|                |             |                     | 72                            |                | 31PP80JP7217YY                        | 32PP80JP7217YY | TSPP80JP7217YY | 1000      |
|                |             |                     | 72                            |                | 31PP80JH7217YY                        | 32PP80JH7217YY | TSPP80JH7217YY | 1000      |
|                |             | Polymadic™          | 05,6S,57,72,12                | I,M            | 31PM80J+**17YY                        | 32PM80J+**17YY | TSPM80J+**17YY | 1000      |
|                |             | DuraLastomer™       | 05,6S,57,12                   |                | 31SU80JL**17YY                        | 32SU80JL**17YY | TSSU80JL**17YY | 1000      |
|                |             | Super Elastomer     | 72                            |                | 31SX80JI7217YY                        | 32SX80JI7217YY | TSSX80JI7217YY | 1200      |
|                |             | ErgoLastomer™       | 05,6S,57,S4,12                |                | 31HU80JI**17YY                        | 32HU80JI**17YY | TSHU80JI**17YY | 1250      |
| Ultraflex™     | S4          |                     | 31UX80JOS417YY                | 32UX80JOS417YY | TSUX80JOS417YY                        | 1200           |                |           |



# S5/S6 Medium Duty Kingpinless SS Casters - 1250LB

S5/S6 SERIES • CAPACITY 1250



- Legs formed from 1/4" thick 304 SS and double welded to the outer raceway for maximum strength
- 2-3/8" diameter raceway with 3/8" stainless ball bearings
- Electrolytic polishing to a shining and smooth finish
- 1/2" diameter, stainless steel zerk axle as standard
- Precisely machined from 304 Stainless steel
- NSF listed and ROHS Compliant
- Zerk fitting on the raceway
- 1/4" thick 304 SS top plate
- 100% washable

### Applications:

- Around water – boating environments, fisheries, cruise ship, etc.
- Pharmaceutical, medical/hospital and Laboratories
- Food processing (chicken / slaughter plants)
- Bakeries – the larger 'dough troughs'
- Medical waste disposal
- Some clean rooms
- Autoclaves



#5L series High-temp seal integrated in to raceway

| Fastening Pattern |                    |                            |                    |
|-------------------|--------------------|----------------------------|--------------------|
| Plate Code        | Overall Dimensions | Bolt Hole Pattern          | Mounting Bolt Size |
| 17                | 4" x 4-1/2"        | 2-5/8" x 3-5/8" to 3" x 3" | 3/8"               |

| Size | Overall Height | Swivel Radius |
|------|----------------|---------------|
| 4"   | 5-5/8"         | 3-1/8"        |
| 5"   | 6-1/2"         | 3-7/8"        |
| 6"   | 7-1/2"         | 4-1/2"        |
| 8"   | 9-1/2"         | 5-15/16"      |



# S5/S6 Medium Duty Kingpinless SS Casters - 1250LB

S5/S6 SERIES • CAPACITY 1250

| Wheel Diameter   | Tread Width    | Wheel Type             | Available Bearing Options (##) | Color (+)      | Replace + with a desired wheel color  |                |           |
|------------------|----------------|------------------------|--------------------------------|----------------|---------------------------------------|----------------|-----------|
|                  |                |                        |                                |                | Replace ## with desired wheel bearing |                |           |
|                  |                |                        |                                |                | SWIVEL                                | RIGID          | Load Cap. |
|                  |                |                        |                                |                | Part #                                |                |           |
| 4"               | 2"             |                        |                                |                | S5ZZ40JZ8317YY                        | S6ZZ40JZ8317YY |           |
|                  |                | Super-Soft             | 05,6S,57,12                    |                | S5SF40JI##17YY                        | S6SF40JI##17YY | 150       |
|                  |                | Neo-Energizer™         | 05,6S,57,S4,12                 |                | S5EN40JB##17YY                        | S6EN40JB##17YY | 500       |
|                  |                | Ergo Blue Rubber       | 05,6S,57,12                    |                | S5BR40JL##17YY                        | S6BR40JL##17YY | 400       |
|                  |                | Nomadic™               | 05,6S,57,12                    | I,X,A,Z        | S5NM40J+##17YY                        | S6NM40J+##17YY | 400       |
|                  |                | Xtreme                 | S2                             |                | S5LS40JAS217YY                        | S6LS40JAS217YY | 350       |
|                  |                | Rubber on Nylon        | 05,6S,57,12                    |                | S5NR40JB##17YY                        | S6NR40JB##17YY | 400       |
|                  |                | Thermo-Pro™            | 05,6S,57,12                    | A,I,X,T,Y,Z    | S5TP40J+##17YY                        | S6TP40J+##17YY | 300       |
|                  |                | Polyolefin             | 05,6S,57,12                    | B,E            | S5PO40J+##17YY                        | S6PO40J+##17YY | 500       |
|                  |                | Nylon                  | 05,6S,57,12                    |                | S5NY40JE##17YY                        | S6NY40JE##17YY | 800       |
|                  |                | Ironman                | 05,6S,57,72,12                 | B,I            | S5NX40JB##17YY                        | S6NX40JB##17YY | 1250      |
|                  |                | RokHard™               | 05,6S,57,12                    |                | S5HI40JB##17YY                        | S6HI40JB##17YY | 800       |
|                  |                | BrimStone™             | 05,6S                          | B,Q            | S5GN40J+##17YY                        | S6GN40J+##17YY | 800       |
|                  |                | Epoxy                  | 05,6S                          |                | S5OV40JQ##17YY                        | S6OV40JQ##17YY | 800       |
|                  |                | MaxRok™                | 05,6S,57,72,12                 |                | S5MA40JB##17YY                        | S6MA40JB##17YY | 800       |
|                  |                | Phenolic               | 05,6S,57,12                    |                | S5PH40JB##17YY                        | S6PH40JB##17YY | 800       |
|                  |                | Phenolic Straight-Side | 05,6S,57,12                    |                | S5PH40TB##17YY                        | S6PH40TB##17YY | 1000      |
|                  |                | High-Temp Phenolic     | 05,6S                          |                | S5HT40JQ##17YY                        | S6HT40JQ##17YY | 600       |
|                  |                | Polygon MaxRok™        | 05,6S,57,12                    | G,K            | S5MU40J+##17YY                        | S6MU40J+##17YY | 700       |
|                  |                | Poly-Pro™              | 05,6S,57,12                    | D,K,M,U,W      | S5PP40J+##17YY                        | S6PP40J+##17YY | 500       |
|                  |                |                        | 72                             |                | S5PP40JM7217YY                        | S6PP40JM7217YY | 500       |
|                  |                | Polymadic™             | 05,6S,57,72,12                 | I,M            | S5PM40J+##17YY                        | S6PM40J+##17YY | 600       |
|                  |                | DuraLastomer™          | 6S,57,12                       |                | S5SU40JL##17YY                        | S6SU40JL##17YY | 750       |
|                  |                | Super Elastomer        | 72                             |                | S5SX40JI7217YY                        | S6SX40JI7217YY | 1000      |
| ErgoLastomer™    | 05,6S,57,S4,12 |                        | S5HU40JI##17YY                 | S6HU40JI##17YY | 1000                                  |                |           |
| Ultraflex™       | 72             |                        | S5UX40JO7217YY                 | S6UX40JO7217YY | 900                                   |                |           |
| MaxRok™ V-Groove | 05,6S,57,12    |                        | S5MV40JT##17YY                 | S6MV40JT##17YY | 800                                   |                |           |



# S5/S6 Medium Duty Kingpinless SS Casters - 1250LB

S5/S6 SERIES • CAPACITY 1250

| Wheel Diameter  | Tread Width    | Wheel Type             | Available Bearing Options (##) | Color (+)      | Replace + with a desired wheel color  |                | Load Cap. |
|-----------------|----------------|------------------------|--------------------------------|----------------|---------------------------------------|----------------|-----------|
|                 |                |                        |                                |                | Replace ## with desired wheel bearing |                |           |
|                 |                |                        |                                |                | SWIVEL                                | RIGID          |           |
|                 |                |                        |                                |                | Part #                                |                |           |
| 5"              | 2"             | Yoke Only              |                                |                | S5ZZ50JZ8317YY                        | S6ZZ50JZ8317YY |           |
|                 |                | Neo-Energizer™         | 05,6S,57,S4,12                 |                | S5EN50JB##17YY                        | S6EN50JB##17YY | 550       |
|                 |                | Ergo Blue Rubber       | 05,6S,57,12                    |                | S5BR50JL##17YY                        | S6BR50JL##17YY | 500       |
|                 |                | Super-Soft             | 05,6S,57,12                    |                | S5SF50JI##17YY                        | S6SF50JI##17YY | 150       |
|                 |                | Nomadic™               | 05,6S,57,12                    | B,I            | S5NM50J+##17YY                        | S6NM50J+##17YY | 500       |
|                 |                | Xtreme                 | S2                             |                | S5LS50JAS217YY                        | S6LS50JAS217YY | 400       |
|                 |                | Rubber on Nylon        | 05,6S,57,12                    |                | S5NR50JB##17YY                        | S6NR50JB##17YY | 450       |
|                 |                | Thermo-Pro™            | 05,6S,57,12                    | A,I,X,T,Y,Z    | S5TP50J+##17YY                        | S6TP50J+##17YY | 350       |
|                 |                | Polyolefin             | 05,6S,57,12                    | B,E            | S5PO50J+##17YY                        | S6PO50J+##17YY | 650       |
|                 |                | Nylon                  | 05,6S,57,12                    |                | S5NY50JE##17YY                        | S6NY50JE##17YY | 900       |
|                 |                | Ironman                | 05,6S,57,72,12                 | B,I            | S5NX50JB##17YY                        | S6NX50JB##17YY | 1250      |
|                 |                | RokHard™               | 05,6S,57,12                    |                | S5HI50JB##17YY                        | S6HI50JB##17YY | 900       |
|                 |                | BrimStone™             | 05,6S                          | B,Q            | S5GN50J+##17YY                        | S6GN50J+##17YY | 1000      |
|                 |                | Epoxy                  | 05,6S                          |                | S5OV50JQ##17YY                        | S6OV50JQ##17YY | 1000      |
|                 |                | MaxRok™                | 05,6S,57,72,12                 |                | S5MA50JB##17YY                        | S6MA50JB##17YY | 1000      |
|                 |                | Phenolic               | 05,6S,57,12                    |                | S5PH50JB##17YY                        | S6PH50JB##17YY | 1000      |
|                 |                | Phenolic Straight-Side |                                |                | S5PH50TB##17YY                        | S6PH50TB##17YY | 1200      |
|                 |                | Hi-Temp Phenolic       | 05,6S                          |                | S5HT50JQ##17YY                        | S6HT50JQ##17YY | 750       |
|                 |                | Sterollizer™           | Bronze                         |                | S5SL50JCB217YY                        | S6SL50JCB217YY | 450       |
|                 |                | Polyon MaxRok™         | 05,6S,57,12                    | G,K            | S5MU50J+##17YY                        | S6MU50J+##17YY | 1000      |
|                 |                | Polyon-C               | 05,6S,57,12                    |                | S5PR50JL##17YY                        | S6PR50JL##17YY | 900       |
|                 |                | Poly-Pro™              | 05,6S,57,12                    | B,C,D,K,U,M,W  | S5PP50J+##17YY                        | S6PP50J+##17YY | 600       |
|                 |                |                        | 72                             |                | S5PP50JM7217YY                        | S6PP50JM7217YY | 600       |
|                 |                |                        | 72                             |                | S5PP50JP7217YY                        | S6PP50JP7217YY | 700       |
| 72              |                |                        | S5PP50JH7217YY                 | S6PP50JH7217YY |                                       |                |           |
| Polymadic™      | 05,6S,57,72,12 | I,M                    | S5PM50J+##17YY                 | S6PM50J+##17YY | 750                                   |                |           |
| DuraLastomer™   | 05,6S,57,12    |                        | S5SU50JL##17YY                 | S6SU50JL##17YY | 800                                   |                |           |
| Super Elastomer | 72             |                        | S5SX50JI7217YY                 | S6SX50JI7217YY | 1000                                  |                |           |
| ErgoLastomer™   | 05,6S,57,S4,12 |                        | S5HU50JI##17YY                 | S6HU50JI##17YY | 1250                                  |                |           |
| Ultraflex™      | S4             |                        | S5UX50JOS417YY                 | S6UX50JOS417YY | 900                                   |                |           |



# S5/S6 Medium Duty Kingpinless SS Casters - 1250LB

S5/S6 SERIES • CAPACITY 1250

| Wheel Diameter  | Tread Width    | Wheel Type             | Available Bearing Options (##) | Color (+)      | Replace + with a desired wheel color  |                |           |
|-----------------|----------------|------------------------|--------------------------------|----------------|---------------------------------------|----------------|-----------|
|                 |                |                        |                                |                | Replace ## with desired wheel bearing |                | Load Cap. |
|                 |                |                        |                                |                | SWIVEL                                | RIGID          |           |
|                 |                |                        |                                |                | Part #                                |                |           |
| 6"              | 2"             | Yoke Only              |                                |                | S5ZZ60JZ8317YY                        | S6ZZ60JZ8317YY |           |
|                 |                | Super-Soft             | 05,6S,57,12                    |                | S5SF60JI##17YY                        | S6SF60JI##17YY | 150       |
|                 |                | Neo-Energizer™         | 04,05,6S,S4                    |                | S5EN60JB##17YY                        | S6EN60JB##17YY | 600       |
|                 |                | Ergo Blue Rubber       | 04,05,6S                       |                | S5BR60JL##17YY                        | S6BR60JL##17YY | 600       |
|                 |                | Dura-Cushion™ Wheel    | 04,05,6S,72                    | X,Z            | S5BC60J+##17YY                        | S6BC60J+##17YY | 650       |
|                 |                | Nomadic™               | 05,6S,57,12                    |                | S5NM60JB##17YY                        | S6NM60JB##17YY | 600       |
|                 |                | Xtreme                 | S2                             |                | S5LS60JAS217YY                        | S6LS60JAS217YY | 550       |
|                 |                | Rubber on Nylon        | 05,6S,57,12                    |                | S5NR60JB##17YY                        | S6NR60JB##17YY | 550       |
|                 |                | Thermo-Pro™            | 05,6S,57,12                    | A,I,X,T,Y,Z    | S5TP60J+##17YY                        | S6TP60J+##17YY | 500       |
|                 |                | Polyolefin             | 05,6S,57,12                    | B,E            | S5PO60J+##17YY                        | S6PO60J+##17YY | 700       |
|                 |                | Nylon                  | 05,6S,57,12                    |                | S5NY60JE##17YY                        | S6NY60JE##17YY | 1000      |
|                 |                |                        | 72                             |                | S5NY60JE7217YY                        | S6NY60JE7217YY | 1200      |
|                 |                | Ironman                | 05,6S,57,72,12                 | B,I            | S5NX60JB##17YY                        | S6NX60JB##17YY | 1250      |
|                 |                | RokHard™               | 05,6S,57                       |                | S5HI60JB##17YY                        | S6HI60JB##17YY | 1000      |
|                 |                | BrimStone™             | 05,6S                          | B,Q            | S5GN60J+##17YY                        | S6GN60J+##17YY | 1100      |
|                 |                | Epoxy                  | 05,6S                          |                | S5OV60JQ##17YY                        | S6OV60JQ##17YY | 1100      |
|                 |                | MaxRok™                | 05,6S,57,72,12                 |                | S5MA60JB##17YY                        | S6MA60JB##17YY | 1200      |
|                 |                | Phenolic               | 05,6S,57                       |                | S5PH60JB##17YY                        | S6PH60JB##17YY | 1200      |
|                 |                | Phenolic Straight-Side |                                |                | S5PH60TB##17YY                        | S6PH60TB##17YY | 1250      |
|                 |                | High-Temp Phenolic     | 05,6S                          |                | S5HT60JQ##17YY                        | S6HT60JQ##17YY | 900       |
|                 |                | Poly MaxRok™           | 05,6S,57,12                    | G,K            | S5MU60J+##17YY                        | S6MU60J+##17YY | 1200      |
|                 |                | Polygon-C              | 05,6S,57,12                    |                | S5PR60JL##17YY                        | S6PR60JL##17YY | 1200      |
|                 |                | Poly-Pro™              | 05,6S,57,72,12                 | D,I,K,M,W,U    | S5PP60J+##17YY                        | S6PP60J+##17YY | 720       |
|                 |                |                        | 72                             |                | S5PP60JM7217YY                        | S6PP60JM7217YY | 720       |
|                 |                |                        | 72                             |                | S5PP60JP7217YY                        | S6PP60JP7217YY | 800       |
|                 |                |                        | 72                             |                | S5PP60JH7217YY                        | S6PP60JH7217YY |           |
| Polymadic™      | 05,6S,57,72,12 | I,M                    | S5PM60J+##17YY                 | S6PM60J+##17YY | 900                                   |                |           |
| DuraLastomer™   | 05,6S,57,12    |                        | S5SU60JL##17YY                 | S6SU60JL##17YY | 900                                   |                |           |
| Super Elastomer | 72             |                        | S5SX60JI7217YY                 | S6SX60JI7217YY | 1100                                  |                |           |
| ErgoLastomer™   | 05,6S,57,S4,12 |                        | S5HU60JI##17YY                 | S6HU60JI##17YY | 1250                                  |                |           |
| Ultraflex™      | S4             |                        | S5UX60JOS417YY                 | S6UX60JOS417YY | 1000                                  |                |           |



# S5/S6 Medium Duty Kingpinless SS Casters - 1250LB

S5/S6 SERIES • CAPACITY 1250

| Wheel Diameter  | Tread Width    | Wheel Type          | Available Bearing Options (##) | Color (+)      | Replace + with a desired wheel color  |                |           |
|-----------------|----------------|---------------------|--------------------------------|----------------|---------------------------------------|----------------|-----------|
|                 |                |                     |                                |                | Replace ## with desired wheel bearing |                | Load Cap. |
|                 |                |                     |                                |                | SWIVEL                                | RIGID          |           |
|                 |                |                     |                                |                | Part #                                |                |           |
| 8"              | 2"             | Yoke Only           |                                |                | S5ZZ80JZ8317YY                        | S6ZZ80JZ8317YY |           |
|                 |                | Super-Soft          | 05,6S,57,12                    |                | S5SF80JI##17YY                        | S6SF80JI##17YY | 175       |
|                 |                | Neo-Energizer™      | 05,6S,57,S4,12                 |                | S5EN80JB##17YY                        | S6EN80JB##17YY | 600       |
|                 |                | Ergo Blue Rubber    | 05,6S,57,72,12                 |                | S5BR80JL##17YY                        | S6BR80JL##17YY | 700       |
|                 |                | Dura-Cushion™ Wheel | 05,6S,57,72,12                 |                | S5BC80J+##17YY                        | S6BC80J+##17YY | 700       |
|                 |                | Nomadic™            | 05,6S,57,12                    | B,I            | S5NM80J+##17YY                        | S6NM80J+##17YY | 700       |
|                 |                | Xtreme              | S2                             |                | S5LS80JAS217YY                        | S6LS80JAS217YY | 650       |
|                 |                | Rubber on Nylon     | 05,6S,57,12                    |                | S5NR80JB##17YY                        | S6NR80JB##17YY | 600       |
|                 |                | Thermo-Pro™         | 05,6S,57,12                    | A,I,X,T,Y,Z    | S5TP80J+##17YY                        | S6TP80J+##17YY | 600       |
|                 |                | Polyolefin          | 05,6S,57,12                    | B,E            | S5PO80J+##17YY                        | S6PO80J+##17YY | 900       |
|                 |                | Nylon               | 05,6S,57,12                    |                | S5NY80JE##17YY                        | S6NY80JE##17YY | 1100      |
|                 |                |                     | 72                             |                | S5NY80JE7217YY                        | S6NY80JE7217YY | 1250      |
|                 |                | Ironman             | 05,6S,57,72,12                 | B,I            | S5NX80JB##17YY                        | S6NX80JB##17YY | 1250      |
|                 |                | RokHard™            | 05,6S,57,12                    |                | S5HI80JB##17YY                        | S6HI80JB##17YY | 1100      |
|                 |                | BrimStone™          | 05,6S                          | B,Q            | S5GN80J+##17YY                        | S6GN80J+##17YY | 1200      |
|                 |                | Epoxy               | 05,6S                          |                | S5OV80JQ##17YY                        | S6OV80JQ##17YY | 1200      |
|                 |                | MaxRok™             | 05,6S,57,72,12                 |                | S5MA80JB##17YY                        | S6MA80JB##17YY | 1250      |
|                 |                | Phenolic            | 05,6S,57,12                    |                | S5PH80JB##17YY                        | S6PH80JB##17YY | 1250      |
|                 |                | High-Temp Phenolic  | 05,6S                          |                | S5HT80JQ##17YY                        | S6HT80JQ##17YY | 1100      |
|                 |                | Poly MaxRok™        | 05,6S,57,12                    | G,K            | S5MU80J+##17YY                        | S6MU80J+##17YY | 1250      |
|                 |                | Poly-Pro™           | 05,6S,57,72,12                 | C,D,I,K,M,U,W  | S5PP80J+##17YY                        | S6PP80J+##17YY | 800       |
|                 |                |                     | 72                             |                | S5PP80JM7217YY                        | S6PP80JM7217YY | 800       |
|                 |                |                     | 72                             |                | S5PP80JP7217YY                        | S6PP80JP7217YY | 1000      |
|                 |                |                     | 72                             |                | S5PP80JH7217YY                        | S6PP80JH7217YY | 1000      |
|                 |                | Polymadic™          | 05,6S,57,72,12                 | I,M            | S5PM80J+##17YY                        | S6PM80J+##17YY | 1000      |
|                 |                | DuraLastomer™       | 05,6S,57,12                    |                | S5SU80JL##17YY                        | S6SU80JL##17YY | 1000      |
| Super Elastomer | 72             |                     | S5SX80JI7217YY                 | S6SX80JI7217YY | 1200                                  |                |           |
| ErgoLastomer™   | 05,6S,57,S4,12 |                     | S5HU80JI##17YY                 | S6HU80JI##17YY | 1250                                  |                |           |
| Ultraflex™      | S4             |                     | S5UX80JOS417YY                 | S6UX80JOS417YY | 1200                                  |                |           |

# 4S Modular Kingpinless Stainless Steel Casters - 1250LB

4S SERIES • CAPACITY 1250



- Modular design offers flexibility with a variety of standard and hard to find stem options
- 2-3/8" diameter raceway with 3/8" stainless ball bearings and zerk fitting
- 3/4" hexagon mounting hole to secure the modular stem
- Electrolytic polishing to a shining and smooth finish
- 1/2" diameter, stainless steel zerk axle as standard
- Precisely machined from 304 Stainless steel
- NSF listed and ROHS Compliant

### Applications:

- Around water – boating environments, fisheries, cruise ship, etc...
- Pharmaceutical, medical/hospital and laboratories
- Food processing (chicken / slaughter plants)
- Bakeries – the larger 'dough troughs'
- Some clean rooms
- Autoclaves

| Stem Code | Fastening Pattern |             |
|-----------|-------------------|-------------|
|           | Overall Dimension | Stem Part # |
| ZZ        | 3/4" Hexagon Hole | ZZ          |
| S1        | 1/2" - 13 X 4"    | 4SSTS1      |
| T1        | 3/4" - 10 X 2.5"  | 4SSTT1      |
| S7        | 3/4" - 10 X 4"    | 4SSTS7      |
| D7        | 3/4" - 10 X 4.5"  | 4SSTD7      |
| S3        | 3/4" - 10 X 6"    | 4SSTS3      |
| T2        | 1" - 8 X 2.5"     | 4SSTT2      |
| C7        | 1" - 8 X 4"       | 4SSTC7      |
| D1        | 1" - 8 X 6.25"    | 4SSTD1      |

| Size | Overall Height | Swivel Radius |
|------|----------------|---------------|
| 4"   | 5-7/16"        | 3-1/4"        |
| 5"   | 6-5/16"        | 3-7/8"        |
| 6"   | 7-5/16"        | 4-9/16"       |
| 8"   | 9-5/16"        | 5-15/16"      |





# 4S Modular Kingpinless Stainless Steel Casters - 1250LB

4S SERIES • CAPACITY 1250

| Wheel Diameter | Tread Width    | Wheel Type             | Available Bearing Options (##) | Color (+)   | Replace + with a desired wheel color  |           |
|----------------|----------------|------------------------|--------------------------------|-------------|---------------------------------------|-----------|
|                |                |                        |                                |             | Replace ## with desired wheel bearing |           |
|                |                |                        |                                |             | SWIVEL                                | Load Cap. |
|                |                |                        |                                |             | Part #                                |           |
| 4"             | 2"             |                        |                                |             | 4SZZ40JZ83**YY                        |           |
|                |                | Super-Soft             | 05,6S,57,12                    |             | 4SSF40J##**YY                         | 150       |
|                |                | Neo-Energizer™         | 05,6S,57,S4,12                 |             | 4SEN40JB##**YY                        | 500       |
|                |                | Ergo Blue Rubber       | 05,6S,57,12                    |             | 4SBR40JL##**YY                        | 400       |
|                |                | Nomadic™               | 05,6S,57,12                    | I,X,A,Z     | 4SNM40J+##**YY                        | 400       |
|                |                | Xtreme                 | S2                             |             | 4SLS40JAS2**YY                        | 350       |
|                |                | Rubber on Nylon        | 05,6S,57,12                    |             | 4SNR40JB##**YY                        | 400       |
|                |                | Thermo-Pro™            | 05,6S,57,12                    | A,I,X,T,Y,Z | 4STP40J+##**YY                        | 300       |
|                |                | Polyolefin             | 05,6S,57,12                    | B,E         | 4SPO40J+##**YY                        | 500       |
|                |                | Nylon                  | 05,6S,57,12                    |             | 4SNY40JE##**YY                        | 800       |
|                |                | Ironman                | 05,6S,57,72,12                 | B,I         | 4SNX40JB##**YY                        | 1250      |
|                |                | RokHard™               | 05,6S,57,12                    |             | 4SHI40JB##**YY                        | 800       |
|                |                | BrimStone™             | 05,6S                          | B,Q         | 4SGN40J+##**YY                        | 800       |
|                |                | Epoxy                  | 05,6S                          |             | 4SOV40JQ##**YY                        | 800       |
|                |                | MaxRok™                | 05,6S,57,72,12                 |             | 4SMA40JB##**YY                        | 800       |
|                |                | Phenolic               | 05,6S,57,12                    |             | 4SPH40JB##**YY                        | 800       |
|                |                | Phenolic Straight-Side | 05,6S,57,12                    |             | 4SPH40TB##**YY                        | 1000      |
|                |                | High-Temp Phenolic     | 05,6S                          |             | 4SHT40JQ##**YY                        | 600       |
|                |                | Polygon MaxRok™        | 05,6S,57,12                    | G,K         | 4SMU40J+##**YY                        | 700       |
|                |                | Poly-Pro™              | 05,6S,57,12                    | D,K,M,U,W   | 4SPP40J+##**YY                        | 500       |
|                |                |                        | 72                             |             | 4SPP40JM72**YY                        | 500       |
|                |                | Polymadic™             | 05,6S,57,72,12                 | I,M         | 4SPM40J+##**YY                        | 600       |
|                |                | DuraLastomer™          | 6S,57,12                       |             | 4SSU40JL##**YY                        | 750       |
|                |                | Super Elastomer        | 72                             |             | 4SSX40JI72**YY                        | 1000      |
| ErgoLastomer™  | 05,6S,57,S4,12 |                        | 4SHU40JI##**YY                 | 1000        |                                       |           |
| Ultraflex™     | 72             |                        | 4SUX40JO72**YY                 | 900         |                                       |           |
| MaxRok™        | 05,6S,57,12    |                        | 4SMA40JT##**YY                 | 800         |                                       |           |



# 4S Modular Kingpinless Stainless Steel Casters - 1250LB

4S SERIES • CAPACITY 1250

| Wheel Diameter | Tread Width | Wheel Type             | Available Bearing Options (##) | Color (+)     | Replace + with a desired wheel color  |           |
|----------------|-------------|------------------------|--------------------------------|---------------|---------------------------------------|-----------|
|                |             |                        |                                |               | Replace ## with desired wheel bearing |           |
|                |             |                        |                                |               | SWIVEL                                | Load Cap. |
|                |             |                        |                                |               | Part #                                |           |
| 5"             | 2"          | Yoke Only              |                                |               | 4SZZ50JZ83**YY                        |           |
|                |             | Neo-Energizer™         | 05,6S,57,S4,12                 |               | 4SEN50JB##**YY                        | 550       |
|                |             | Ergo Blue Rubber       | 05,6S,57,12                    |               | 4SBR50JL##**YY                        | 500       |
|                |             | Super-Soft             | 05,6S,57,12                    |               | 4SSF50JI##**YY                        | 150       |
|                |             | Nomadic™               | 05,6S,57,12                    | B,I           | 4SNM50J+##**YY                        | 500       |
|                |             | Xtreme                 | S2                             |               | 4SL4S0JAS2**YY                        | 400       |
|                |             | Rubber on Nylon        | 05,6S,57,12                    |               | 4SNR50JB##**YY                        | 450       |
|                |             | Thermo-Pro™            | 05,6S,57,12                    | A,I,X,T,Y,Z   | 4STP50J+##**YY                        | 350       |
|                |             | Polyolefin             | 05,6S,57,12                    | B,E           | 4SPO50J+##**YY                        | 650       |
|                |             | Nylon                  | 05,6S,57,12                    |               | 4SNY50JE##**YY                        | 900       |
|                |             | Ironman                | 05,6S,57,72,12                 | B,I           | 4SNX50JB##**YY                        | 1250      |
|                |             | RokHard™               | 05,6S,57,12                    |               | 4SHI50JB##**YY                        | 900       |
|                |             | BrimStone™             | 05,6S                          | B,Q           | 4SGN50J+##**YY                        | 1000      |
|                |             | Epoxy                  | 05,6S                          |               | 4SOV50JQ##**YY                        | 1000      |
|                |             | MaxRok™                | 05,6S,57,72,12                 |               | 4SMA50JB##**YY                        | 1000      |
|                |             | Phenolic               | 05,6S,57,12                    |               | 4SPH50JB##**YY                        | 1000      |
|                |             | Phenolic Straight-Side |                                |               | 4SPH50TB##**YY                        | 1200      |
|                |             | High-Temp Phenolic     | 05,6S                          |               | 4SHT50JQ##**YY                        | 750       |
|                |             | Sterollizer™           | Bronze                         |               | 4SSL50JCB2**YY                        | 450       |
|                |             | Polyon MaxRok™         | 05,6S,57,12                    | G,K           | 4SMU50J+##**YY                        | 1000      |
|                |             | Polyon-C               | 05,6S,57,12                    |               | 4SPR50JL##**YY                        | 900       |
|                |             | Poly-Pro™              | 05,6S,57,12                    | B,C,D,K,U,M,W | 4SPP50J+##**YY                        | 600       |
|                |             |                        | 72                             |               | 4SPP50JM72*8YY                        | 600       |
|                |             |                        | 72                             |               | 4SPP50JP72**YY                        | 700       |
|                |             |                        | 72                             |               | 4SPP50JH72**YY                        |           |
|                |             | Polymadic™             | 05,6S,57,72,12                 | I,M           | 4SPM50J+##**YY                        | 750       |
|                |             | DuraLastomer™          | 05,6S,57,12                    |               | 4SSU50JL##**YY                        | 800       |
|                |             | Super Elastomer        | 72                             |               | 4SSX50JI72**YY                        | 1000      |
|                |             | ErgoLastomer™          | 05,6S,57,S4,12                 |               | 4SHU50JI##**YY                        | 1250      |
|                |             | Ultraflex™             | S4                             |               | 4SUX50JOS4**YY                        | 900       |



# 4S Modular Kingpinless Stainless Steel Casters - 1250LB

4S SERIES • CAPACITY 1250

| Wheel Diameter  | Tread Width    | Wheel Type             | Available Bearing Options (##) | Color (+)   | Replace + with a desired wheel color  |           |
|-----------------|----------------|------------------------|--------------------------------|-------------|---------------------------------------|-----------|
|                 |                |                        |                                |             | Replace ## with desired wheel bearing |           |
|                 |                |                        |                                |             | SWIVEL                                | Load Cap. |
|                 |                |                        |                                |             | Part #                                |           |
| 6"              | 2"             | Yoke Only              |                                |             | 4SZZ60JZ83**YY                        |           |
|                 |                | Super-Soft             | 05,6S,57,12                    |             | 4SSF60Jl##**YY                        | 150       |
|                 |                | Neo-Energizer™         | 04,05,6S,S4                    |             | 4SEN60JB##**YY                        | 600       |
|                 |                | Ergo Blue Rubber       | 04,05,6S                       |             | 4SBR60JL##**YY                        | 600       |
|                 |                | Dura-Cushion™ Wheel    | 04,05,6S,72                    | X,Z         | 4SBC60J+##**YY                        | 650       |
|                 |                | Nomadic™               | 05,6S,57,12                    |             | 4SNM60JB##**YY                        | 600       |
|                 |                | Xtreme                 | S2                             |             | 4SLS60JAS2**YY                        | 550       |
|                 |                | Rubber on Nylon        | 05,6S,57,12                    |             | 4SNR60JB##**YY                        | 550       |
|                 |                | Thermo-Pro™            | 05,6S,57,12                    | A,I,X,T,Y,Z | 4STP60J+##**YY                        | 500       |
|                 |                | Polyolefin             | 05,6S,57,12                    | B,E         | 4SPO60J+##**YY                        | 700       |
|                 |                | Nylon                  | 05,6S,57,12                    |             | 4SNY60JE##**YY                        | 1000      |
|                 |                |                        | 72                             |             | 4SNY60JE72**YY                        | 1200      |
|                 |                | Ironman                | 05,6S,57,72,12                 | B,I         | 4SNX60JB##**YY                        | 1250      |
|                 |                | RokHard™               | 05,6S,57,12                    |             | 4SHI60JB##**YY                        | 1000      |
|                 |                | BrimStone™             | 05,6S                          | B,Q         | 4SGN60J+##**YY                        | 1100      |
|                 |                | Epoxy                  | 05,6S                          |             | 4SOV60JQ##**YY                        | 1100      |
|                 |                | MaxRok™                | 05,6S,57,72,12                 |             | 4SMA60JB##**YY                        | 1200      |
|                 |                | Phenolic               | 05,6S,57,12                    |             | 4SPH60JB##**YY                        | 1200      |
|                 |                | Phenolic Straight-Side |                                |             | 4SPH60TB##**YY                        | 1250      |
|                 |                | High-Temp Phenolic     | 05,6S                          |             | 4SHT60JQ##**YY                        | 900       |
|                 |                | Poly MaxRok™           | 05,6S,57,12                    | G,K         | 4SMU60J+##**YY                        | 1200      |
|                 |                | Polyon-C               | 05,6S,57,12                    |             | 4SPR60JL##**YY                        | 1200      |
|                 |                | Poly-Pro™              | 05,6S,57,72,12                 | D,I,K,M,W,U | 4SPP60J+##**YY                        | 720       |
|                 |                |                        | 72                             |             | 4SPP60JM72**YY                        | 720       |
|                 |                |                        | 72                             |             | 4SPP60JP72**YY                        | 800       |
|                 |                |                        | 72                             |             | 4SPP60JH72**YY                        |           |
|                 |                | Polymadic™             | 05,6S,57,72,12                 | I,M         | 4SPM60J+##**YY                        | 900       |
|                 |                | DuraLastomer™          | 05,6S,57,12                    |             | 4SSU60JL##**YY                        | 900       |
| Super Elastomer | 72             |                        | 4SSX60JI72**YY                 | 1100        |                                       |           |
| ErgoLastomer™   | 05,6S,57,S4,12 |                        | 4SHU60Jl##**YY                 | 1250        |                                       |           |
| Ultraflex™      | S4             |                        | 4SUX60JOS4**YY                 | 1000        |                                       |           |



# 4S Modular Kingpinless Stainless Steel Casters - 1250LB

4S SERIES • CAPACITY 1250

| Wheel Diameter | Tread Width | Wheel Type          | Available Bearing Options (##) | Color (+)      | Replace + with a desired wheel color  |                |      |
|----------------|-------------|---------------------|--------------------------------|----------------|---------------------------------------|----------------|------|
|                |             |                     |                                |                | Replace ## with desired wheel bearing |                |      |
|                |             |                     |                                |                | SWIVEL                                | Load Cap.      |      |
|                |             |                     |                                |                | Part #                                |                |      |
| 8"             | 2"          | Yoke Only           |                                |                |                                       | 4SZZ80JZ83**YY |      |
|                |             | Super-Soft          | 05,6S,57,12                    |                |                                       | 4SSF80JI##**YY | 175  |
|                |             | Neo-Energizer™      | 05,6S,57,S4,12                 |                |                                       | 4SEN80JB##**YY | 600  |
|                |             | Ergo Blue Rubber    | 05,6S,57,72,12                 |                |                                       | 4SBR80JL##**YY | 700  |
|                |             | Dura-Cushion™ Wheel | 05,6S,57,72,12                 |                |                                       | 4SBC80J+##**YY | 700  |
|                |             | Nomadic™            | 05,6S,57,12                    | B,I            |                                       | 4SNM80J+##**YY | 700  |
|                |             | Xtreme              | S2                             |                |                                       | 4SLS80JAS2**YY | 650  |
|                |             | Rubber on Nylon     | 05,6S,57,12                    |                |                                       | 4SNR80JB##**YY | 600  |
|                |             | Thermo-Pro™         | 05,6S,57,12                    | A,I,X,T,Y,Z    |                                       | 4STP80J+##**YY | 600  |
|                |             | Polyolefin          | 05,6S,57,12                    | B,E            |                                       | 4SPO80J+##**YY | 900  |
|                |             | Nylon               | 05,6S,57,12                    |                |                                       | 4SNY80JE##**YY | 1100 |
|                |             |                     | 72                             |                |                                       | 4SNY80JE72**YY | 1250 |
|                |             | Ironman             | 05,6S,57,72,12                 | B,I            |                                       | 4SNX80JB##**YY | 1250 |
|                |             | RokHard™            | 05,6S,57,12                    |                |                                       | 4SHI80JB##**YY | 1100 |
|                |             | BrimStone™          | 05,6S                          | B,Q            |                                       | 4SGN80J+##**YY | 1200 |
|                |             | Epoxy               | 05,6S                          |                |                                       | 4SOV80JQ##**YY | 1200 |
|                |             | MaxRok™             | 05,6S,57,72,12                 |                |                                       | 4SMA80JB##**YY | 1250 |
|                |             | Phenolic            | 05,6S,57,12                    |                |                                       | 4SPH80JB##**YY | 1250 |
|                |             | High-Temp Phenolic  | 05,6S                          |                |                                       | 4SHT80JQ##**YY | 1100 |
|                |             | Poly MaxRok™        | 05,6S,57,12                    | G,K            |                                       | 4SMU80J+##**YY | 1250 |
|                |             | Poly-Pro™           | 05,6S,57,72,12                 | C,D,I,K,M,U,W  |                                       | 4SPP80J+##**YY | 800  |
|                |             |                     | 72                             |                |                                       | 4SPP80JM72**YY | 800  |
|                |             |                     | 72                             |                |                                       | 4SPP80JP72**YY | 1000 |
|                |             |                     | 72                             |                |                                       | 4SPP80JH72**YY | 1000 |
|                |             | Polymadic™          | 05,6S,57,72,12                 | I,M            |                                       | 4SPM80J+##**YY | 1000 |
|                |             | DuraLastomer™       | 05,6S,57,12                    |                |                                       | 4SSU80JL##**YY | 1000 |
|                |             | Super Elastomer     | 72                             |                |                                       | 4SSX80JI72**YY | 1200 |
|                |             | ErgoLastomer™       | 05,6S,57,S4,12                 |                |                                       | 4SHU80JI##**YY | 1250 |
| Ultraflex™     | S4          |                     |                                | 4SUX80JOS4**YY | 1200                                  |                |      |



# Stainless Steel Floor Locks

FL SERIES



- Easy to operate foot activated braking option for equipment and carts
- Enhance the stationary position of carts during loading and parking
- NSF and ROHS Compliant

### Applications:

- Around water – boating environments, fisheries, cruise ship, etc...
- Pharmaceutical, medical/hospital and laboratories
- Food processing (chicken/slaughter plants)
- Bakeries – the larger ‘dough troughs’
- Medical waste disposal
- Some clean rooms
- Autoclaves

| Part #  | Style       | Correlated Caster Size | For use with Caster Series | Extended Height | Retracted Height |
|---------|-------------|------------------------|----------------------------|-----------------|------------------|
| FL40S17 | Pedal Lever | 4"                     | 31/32/TS, B1/B2/B3, S5/S6  | 5-7/8"          | 4-5/8"           |
| FL50S17 |             | 5"                     |                            | 6-3/4"          | 5-1/2"           |
| FL60S17 |             | 6"                     |                            | 7-3/4"          | 6-1/2"           |
| FL80S17 |             | 8"                     |                            | 9-1/2"          | 8-1/2"           |

Disclaimer: Floor lock is not designed for direct support of weight

# S57/S58 SS Kingpinless Heavy Duty Caster - Challenger™

S57/S58 SERIES • CAPACITY 3000



## Wheels and Accessories



|                |                |                |                |               |                 |
|----------------|----------------|----------------|----------------|---------------|-----------------|
| <b>62052RS</b> | <b>SRBSS41</b> | <b>BRBRG78</b> | <b>DLBRG58</b> | <b>4PSL61</b> | <b>FCBS5780</b> |
|                |                |                |                |               |                 |

- Integrated 3" diameter, precisely machined single raceway and 1/2" stainless ball bearings
- Constructed with a 3/8" thick top plate from 304 SS and welded to 304 SS raceway
- 3/8" thick 304 stainless steel legs double welded both inside and outside
- Electrolytic polishing to a shining finish
- Grease fitting on raceway and axle
- NSF and ROHS Compliant
- Stainless 3/4" axle

### Applications:

- Marine environment, fisheries, etc...
- Heavy duty stainless machinery
- Chemical environment
- Autoclaves

| Fastening Pattern |                 |   |                    |
|-------------------|-----------------|---|--------------------|
| Plate Code        | Overall Size    | Bolt Hole Pattern                             | Mounting Bolt size |
| 19"               | 4-1/2" x 6-1/4" | 2-7/16" x 4-15/16" slotted to 3-3/8" x 5-1/4" | 1/2"               |

| Wheel Diameter | Overall Height | Swivel Radius |
|----------------|----------------|---------------|
| 6"             | 7-1/2"         | 5-1/2"        |
| 8"             | 10-1/8"        | 6-5/16"       |
| 10"            | 11-1/2"        | 7-1/2"        |



# S57/S58 SS Kingpinless Heavy Duty Caster - Challenger™

S57/S58 SERIES • CAPACITY 3000

| Wheel Diameter | Tread Width | Wheel Type        | Load Capacity | Bearing Type    | Swivel Caster Part No. | Rigid Caster Part No. |
|----------------|-------------|-------------------|---------------|-----------------|------------------------|-----------------------|
| 6"             | YOKE ONLY   |                   |               |                 | S57ZZ60LZ8819YY        | S58ZZ60LZ8819YY       |
|                | 2x1.5"      | Dual-Wheel        | 3000          | SS Prec. B      | S57DW60LBS619YY        | S58DW60LBS619YY       |
|                |             |                   | 3000          | SS Prec. B      | S57DW60LGS619YY        | S58DW60LGS619YY       |
|                |             |                   | 3000          | SS Prec. B      | S57DW60CBS619YY        | S58DW60CBS619YY       |
|                |             | Super-Ergo™       | 1300          | SS Prec. B      | S57DU60LRS519YY        | S58DU60LRS519YY       |
|                | 3"          | Ergolastomer™     | 2500          | 41, S5          | S57HU60LI##19YY        | S58HU60LI##19YY       |
|                |             | Elastomer™        | 2000          | S5              | S57SX60LIS519YY        | S58SX60LIS519YY       |
|                |             | Ironman™          | 3000          | SS Prec. B      | S57NX60LBS519YY        | S58NX60LBS519YY       |
|                |             | Ironman™ V-groove | 3000          | SS Prec. B      | S57NV60LTS519YY        | S58NV60LTS519YY       |
|                |             |                   | 3000          | SS Prec. B      | S57NV60LTS519YY        | S58NV60LTS519YY       |
|                | 8"          | YOKE ONLY         |               |                 |                        | S57ZZ80LZ8819YY       |
| 2x1.5"         |             | Dual-Wheel        | 3000          | SS Prec. B      | S57DW80LBS619YY        | S58DW80LBS619YY       |
|                |             |                   | 3000          | SS Prec. B      | S57DW80LGS619YY        | S58DW80LGS619YY       |
|                |             |                   | 3000          | SS Prec. B      | S57DW80LRS619YY        | S58DW80LRS619YY       |
|                |             |                   | 3000          | SS Prec. B      | S57DW80CBS619YY        | S58DW80CBS619YY       |
| 3"             |             | Poly-Pro™         | 1150          | 41, B8,58       | S57PP80LM##19YY        | S58PP80LM##19YY       |
|                |             | Super™            | 450           | SS Prec. B      | S57SP80LI3S19YY        | S58SP80LI3S19YY       |
|                |             | Ergolastomer™     | 3000          | 41, S5,B8       | S57HU80LI##19YY        | S58HU80LI##19YY       |
|                |             | Elastomer™        | 2200          | SS Prec. B      | S57SX80LIS519YY        | S58SX80LIS519YY       |
|                |             | Maxrok™           | 1600          | 41, B8, S5      | S57MA80LB##19YY        | S58MA80LB##19YY       |
|                |             | Brimstone™        | 2000          | SS Roller B     | S57GN80LQ4119YY        | S58GN80LQ4119YY       |
|                |             | Ironman™          | 3000          | SS Prec. B      | S57NX80LBS519YY        | S58NX80LBS519YY       |
|                |             | Ironman™ V-groove | 3000          | SS Prec. B      | S57NV80LTS519YY        | S58NV80LTS519YY       |
|                |             |                   | 3000          | SS Prec. B      | S57NV80LTS519YY        | S58NV80LTS519YY       |
| Epoxy          |             | 1900              | 41, B8        | S57OV80LQ##19YY | S58OV80LQ##19YY        |                       |
| 10"            |             | YOKE ONLY         |               |                 |                        | S57ZZ10LZ8819YY       |
|                | 2x1.5"      | Dual-Wheel        | 3000          | SS Prec. B      | S57DW10LBS619YY        | S58DW10LBS619YY       |
|                |             |                   | 3000          | SS Prec. B      | S57DW10LGS619YY        | S58DW10LGS619YY       |
|                |             |                   | 3000          | SS Prec. B      | S57DW10CBS619YY        | S58DW10CBS619YY       |
|                | 3"          | Poly-Pro™         | 1250          | 41, B8,58       | S57PP10LM##19YY        | S58PP10LM##19YY       |
|                |             | Super™            | 500           | SS Prec. B      | S57SP10LI3S19YY        | S58SP10LI3S19YY       |
|                |             | Ergolastomer™     | 3000          | 41, S5, B8      | S57HU10LI##19YY        | S58HU10LI##19YY       |
|                |             | Maxrok™           | 2000          | 41, S5, B8      | S57MA10LB##19YY        | S58MA10LB##19YY       |
|                |             | Ironman™          | 3000          | SS Prec. B      | S57NX10LBS519YY        | S58NX10LBS519YY       |
|                |             | Ironman™ V-Groove | 3000          | SS Prec. B      | S57NV10LTS519YY        | S58NV10LTS519YY       |
|                | Epoxy       | 2400              | 41, B8        | S57OV10LQ##19YY | S58OV10LQ##19YY        |                       |

# S61/S62 SS Kingpinless Heavy Duty Caster - Challenger™

S61/S62 SERIES • CAPACITY 3000



## Wheels and Accessories



|                |                |                |                |               |                 |
|----------------|----------------|----------------|----------------|---------------|-----------------|
| <b>62052RS</b> | <b>SRBSS41</b> | <b>BRBRG78</b> | <b>DLBRG58</b> | <b>4PSL61</b> | <b>FCBS5780</b> |
|                |                |                |                |               |                 |

- Integrated 3" diameter, precisely machined single raceway and 1/2" stainless ball bearings
- Constructed with a 3/8" top plate from 304 SS and welded to 304 SS raceway
- 3/8" thick 304 stainless steel legs double welded both inside and outside
- Electrolytic polishing to a shining finish
- Grease fitting on raceway and axle
- NSF and ROHS Compliant
- Stainless 3/4" axle

### Applications:

- Marine Environment, fisheries, etc...
- Heavy duty stainless machinery
- Chemical environment
- Autoclaves

| Fastening Pattern |                 |  |                    |
|-------------------|-----------------|--|--------------------|
| Plate Code        | Overall Size    | Bolt Hole Pattern                          | Mounting Bolt Size |
| 25                | 5-1/4" x 7-1/4" | 3-3/8" x 5-1/4" slotted to 4-1/8" x 6-1/8" | 1/2"               |

| Wheel Diameter | Overall Height | Swivel Radius |
|----------------|----------------|---------------|
| 6"             | 8"             | 4-3/4"        |
| 8"             | 10-1/2"        | 6-1/2"        |
| 10"            | 12-1/2"        | 8-1/32"       |





# S61/S62 SS Kingpinless Heavy Duty Caster - Challenger™

S61/S62 SERIES • CAPACITY 3000

| Wheel Diameter | Tread Width | Wheel Type        | Load Capacity | Bearing Type    | Swivel Caster Part No. | Rigid Caster Part No. |                 |
|----------------|-------------|-------------------|---------------|-----------------|------------------------|-----------------------|-----------------|
| 6"             | YOKE ONLY   |                   |               |                 | S61ZZ60LZ8825YY        | S62ZZ60LZ8825YY       |                 |
|                | 2x1.5"      | Dual-Wheel        | 3000          | SS Prec. B      | S61DW60LBS625YY        | S62DW60LBS625YY       |                 |
|                |             |                   | 3000          | SS Prec. B      | S61DW60LGS625YY        | S62DW60LGS625YY       |                 |
|                |             |                   | 3000          | SS Prec. B      | S61DW60CBS625YY        | S62DW60CBS625YY       |                 |
|                |             | Super-Ergo™       | 1300          | SS Prec. B      | S61DU60LRS525YY        | S62DU60LRS525YY       |                 |
|                | 3"          | Ergolastomer™     | 2500          | 41, S5          | S61HU60LI##25YY        | S62HU60LI##25YY       |                 |
|                |             | Elastomer™        | 2000          | S5              | S61SX60LIS525YY        | S62SX60LIS525YY       |                 |
|                |             | Ironman™          | 3000          | SS Prec. B      | S61NX60LBS525YY        | S62NX60LBS525YY       |                 |
|                |             | Ironman™ V-Groove | 3000          | SS Prec. B      | S61NV60LTS525YY        | S62NV60LTS525YY       |                 |
|                |             |                   | 3000          | SS Prec. B      | S61NV60LTS525YY        | S62NV60LTS525YY       |                 |
| 8"             | YOKE ONLY   |                   |               |                 | S61ZZ80LZ8825YY        | S62ZZ80LZ8825YY       |                 |
|                | 2X1.5"      | Dual-Wheel        | 3000          | SS Prec. B      | S61DW80LBS625YY        | S62DW80LBS625YY       |                 |
|                |             |                   | 3000          | SS Prec. B      | S61DW80LGS625YY        | S62DW80LGS625YY       |                 |
|                |             |                   | 3000          | SS Prec. B      | S61DW80LRS625YY        | S62DW80LRS625YY       |                 |
|                |             |                   | 3000          | SS Prec. B      | S61DW80CBS625YY        | S62DW80CBS625YY       |                 |
|                | 3"          | Poly-Pro™         | 1150          | 41, B8,58       | S61PP80LM##25YY        | S62PP80LM##25YY       |                 |
|                |             | Super™            | 450           | SS Prec. B      | S61SP80LI3S25YY        | S62SP80LI3S25YY       |                 |
|                |             | Ergolastomer™     | 3000          | 41, S5, B8      | S61HU80LI##25YY        | S62HU80LI##25YY       |                 |
|                |             | Elastomer™        | 2200          | SS Prec. B      | S61SX80LIS525YY        | S62SX80LIS525YY       |                 |
|                |             | Maxrok™           | 1600          | 41, B8, S5      | S61MA80LB##25YY        | S62MA80LB##25YY       |                 |
|                |             | Brimstone™        | 2000          | SS Roller B     | S61GN80LQ4125YY        | S62GN80LQ4125YY       |                 |
|                |             | Ironman™          | 3000          | SS Prec. B      | S61NX80LBS525YY        | S62NX80LBS525YY       |                 |
|                |             | Ironman™ V-Groove | 3000          | SS Prec. B      | S61NV80LTS525YY        | S62NV80LTS525YY       |                 |
|                |             |                   | 3000          | SS Prec. B      | S61NV80LTS525YY        | S62NV80LTS525YY       |                 |
|                | Epoxy       | 1900              | 41, B8        | S61OV80LQ##25YY | S62OV80LQ##25YY        |                       |                 |
|                | 10"         | YOKE ONLY         |               |                 |                        | S61ZZ10LZ8825YY       | S62ZZ10LZ8825YY |
|                |             | 2x1.5"            | Dual-Wheel    | 3000            | SS Prec. B             | S61DW10LBS625YY       | S62DW10LBS625YY |
| 3000           |             |                   |               | SS Prec. B      | S61DW10LGS625YY        | S62DW10LGS625YY       |                 |
| 3000           |             |                   |               | SS Prec. B      | S61DW10CBS625YY        | S62DW10CBS625YY       |                 |
| 3"             |             | Poly-Pro™         | 1250          | 41, B8,58       | S61PP10LM##25YY        | S62PP10LM##25YY       |                 |
|                |             | Super™            | 500           | SS Prec. B      | S61SP10LI3S25YY        | S62SP10LI3S25YY       |                 |
|                |             | Ergolastomer™     | 3000          | 41, S5, B8      | S61HU10LI##25YY        | S62HU10LI##25YY       |                 |
|                |             | Maxrok™           | 2000          | 41, S5, B8      | S61MA10LB##25YY        | S62MA10LB##25YY       |                 |
|                |             | Ironman™          | 3000          | SS Prec. B      | S61NX10LBS525YY        | S62NX10LBS525YY       |                 |
|                |             | Ironman™ V-Groove | 3000          | SS Prec. B      | S61NV10LTS525YY        | S62NV10LTS525YY       |                 |
| Epoxy          |             | 2400              | 41, B8        | S61OV10LQ##25YY | S62OV10LQ##25YY        |                       |                 |

# Stainless LVS-LEVELING SERIES

- Die casted body made from stainless grade S304, w/ swivel head from S316L stainless steel, with S304 axle
- Ultra strong and non-marking nylon wheel
- Internal leveling mechanism
- Electrolytic shining finish
- Dial with rubber pad




**SLG67567**  
 Stainless Leveling w/  
 Mounting Base and 4 holes,  
 6" - 7.5"

| Wheel Dia | Tread Width | Part No. | Load Capacity | Overall Height | Adjustment Range | Fastening Specification              | Attaching Bolt Size |
|-----------|-------------|----------|---------------|----------------|------------------|--------------------------------------|---------------------|
| 2"        | 0.88"       | LVS300V4 | 600           | 3.23"          | +.47"            | Plate 2.87" SQ. Hole Space 2.28" SQ  | 1/4"                |
| 2"        | 0.88"       | LVS300V5 | 600           | 3.23"          | +.47"            | Threaded Hollow Kingpin M12          | 12mm                |
| 2.44"     | 1.13"       | LVS600V3 | 1300          | 4.02"          | +.59"            | Plated 3.54" SQ, Hole Space 2.77" SQ | 5/16"               |
| 2.44"     | 1.13"       | LVS600V4 | 1300          | 4.02"          | +.59"            | Threaded Hollow Kingpin M12          | 12mm                |



## CONDUCTIVE CASTERS

CONDUCTIVE SERIES • CAPACITY 700



Variety of wheels available for different applications.

### **CN Thermo rubber wheel**

- Shore A 80 +/- 5
- Surface Resistance  $> 1 \times 10^3$  but  $< 1 \times 10^5$  ohms/square

### **CU Polyurethane tread interlocked onto a polyolefin core**

- Shore A 95 +/- 5
- Surface Resistance  $> 1 \times 10^3$  but  $< 1 \times 10^5$  ohms/square

### **CT Solid hard rubber core with cushion rubber tread surface**

- Shore A 85 +/- 5
- Surface Resistance  $> 1 \times 10^3$  but  $< 1 \times 10^5$  ohms/square

### **CY Nylon wheel**

- Shore D 85 for its maximum capacity
- Surface Resistance  $> 1 \times 10^3$  but  $< 1 \times 10^5$  ohms/square

### **CX Casted cushion Polyurethane**

- Shore A 80 +/- 5
- Surface Resistance  $> 1 \times 10^6$  but  $< 1 \times 10^9$  ohms/square



| Wheel Dia. | Tread Width | Wheel Type    | Load Capacity | Bearing Type ## | Caster Part Number |                |                |
|------------|-------------|---------------|---------------|-----------------|--------------------|----------------|----------------|
|            |             |               |               |                 | Total Lock         | SWIVEL         | RIGID          |
| 3"         | 1-1/4"      | CN-Conductive | 225           | ^Precision      |                    | 15CN30GH44**YY | 16CN30GH44**YY |
|            |             |               |               | SS Precision    |                    | 15CN30GH4S**YY | 16CN30GH4S**YY |
| 3"         | 1-1/4"      | CN-Conductive | 225           | ^Precision      | S7CN30GH44**YY     | S9CN30GH44**YY | S8CN30GH44**YY |
|            |             |               |               | SS Precision    | S7CN30GH4S**YY     | S9CN30GH4S**YY | S8CN30GH4S**YY |
| 3"         | 1-1/4"      | CN-Conductive | 225           | ^Precision      | 7TCN30GH44**YY     | 73CN30GH44**YY | 74CN30GH44**YY |
|            |             |               |               | SS Precision    | 7TCN30GH4S**YY     | 73CN30GH4S**YY | 74CN30GH4S**YY |
| 3"         | 1-1/4"      | CN-Conductive | 225           | SS Ball         | RTCN30GH2S**YY     | RZCN30GH2S**YY | RBCN30GH2S**YY |
| 4"         | 1-1/4"      | CN-Conductive | 250           | ^Precision      |                    | 15CN40GH44**YY | 16CN40GH44**YY |
|            |             |               |               | SS Precision    |                    | 15CN40GH4S**YY | 16CN40GH4S**YY |
| 4"         | 1-1/4"      | CN-Conductive | 250           | ^Precision      | S7CN40GH44**YY     | S9CN40GH44**YY | S8CN40GH44**YY |
|            |             |               |               | SS Precision    | S7CN40GH4S**YY     | S9CN40GH4S**YY | S8CN40GH4S**YY |
| 4"         | 1-1/4"      | CN-Conductive | 250           | ^Precision      | 7TCN40GH44**YY     | 73CN40GH44**YY | 74CN40GH44**YY |
|            |             |               |               | SS Precision    | 7TCN40GH4S**YY     | 73CN40GH4S**YY | 74CN40GH4S**YY |
| 4"         | 1-1/4"      | CN-Conductive | 250           | SS Ball         | RTCN40GH2S**YY     | RZCN40GH2S**YY | RBCN40GH2S**YY |
| 5"         | 1-1/4"      | CN-Conductive | 250           | S4, 5A          |                    | 15CN50GH44**YY | 16CN50GH44**YY |
|            |             |               |               |                 |                    | 15CN50GH4S**YY | 16CN50GH4S**YY |
| 5"         | 1-1/4"      | CN-Conductive | 250           | S4, 5A          | S7CN50GH44**YY     | S9CN50GH44**YY | S8CN50GH44**YY |
|            |             |               |               |                 | S7CN50GH4S**YY     | S9CN50GH4S**YY | S8CN50GH4S**YY |
| 5"         | 1-1/4"      | CN-Conductive | 250           | S4, 5A          | 7TCN50GH44**YY     | 73CN50GH44**YY | 74CN50GH44**YY |
|            |             |               |               |                 | 7TCN50GH4S**YY     | 73CN50GH4S**YY | 74CN50GH4S**YY |
| 5"         | 1-1/4"      | CN-Conductive | 250           | S4, 5A          | RTCN50GH2S**YY     | RZCN50GH2S**YY | RBCN50GH2S**YY |
| 4          | 2"          | CN-Conductive | 300           | 05, S6,B7, 11   | B3CN40JH##17YY     | B1CN40JH##17YY | B2CN40JH##17YY |
| 4          | 2"          | CN-Conductive | 300           | 05, S6,B7, 11   | TSCN40JH##17YY     | 31CN40JH##17YY | 32CN40JH##17YY |
| 4          | 2"          | CN-Conductive | 300           | 05, S6,B7, 11   |                    | S5CN40JH##17YY | S6CN40JH##17YY |
| 4          | 2"          | CN-Conductive | 300           | 05, S6,B7, 11   |                    | S4CN40JH#317YY |                |
| 5"         | 2"          | CN-Conductive | 325           | 05, S6,B7, 11   | B3CN50JH##17YY     | B1CN50JH##17YY | B2CN50JH##17YY |
| 5"         | 2"          | CN-Conductive | 325           | 05, S6,B7, 11   | TSCN50JH##17YY     | 31CN50JH##17YY | 32CN50JH##17YY |
| 5"         | 2"          | CN-Conductive | 325           | 05, S6,B7, 11   |                    | S5CN50JH##17YY | S6CN50JH##17YY |
| 5"         | 2"          | CN-Conductive | 325           | 05, S6,B7, 11   |                    | S4CN50JH#317YY |                |
| 6"         | 2"          | CN-Conductive | 410           | 05, S6,B7, 11   | B3CN60JH##17YY     | B1CN60JH##17YY | B2CN60JH##17YY |
| 6"         | 2"          | CN-Conductive | 410           | 05, S6,B7, 11   | TSCN60JH##17YY     | 31CN60JH##17YY | 32CN60JH##17YY |
| 6"         | 2"          | CN-Conductive | 410           | 05, S6,B7, 11   |                    | S5CN60JH##17YY | S6CN60JH##17YY |
| 6"         | 2"          | CN-Conductive | 410           | 05, S6,B7, 11   |                    | S4CN60JH#317YY |                |
| 8"         | 2"          | CN-Conductive | 500           | 05, S6,B7, 11   | B3CN80JH##17YY     | B1CN80JH##17YY | B2CN80JH##17YY |
| 8"         | 2"          | CN-Conductive | 500           | 05, S6,B7, 11   | TSCN80JH##17YY     | 31CN80JH##17YY | 32CN80JH##17YY |
| 8"         | 2"          | CN-Conductive | 500           | 05, S6,B7, 11   |                    | S5CN80JH##17YY | S6CN80JH##17YY |
| 8"         | 2"          | CN-Conductive | 500           | 05, S6,B7, 11   |                    | S4CN80JH#317YY |                |



| Wheel Dia. | Tread Width | Wheel Type    | Load Capacity | Bearing Type ## | Caster Part Number |                |                |
|------------|-------------|---------------|---------------|-----------------|--------------------|----------------|----------------|
|            |             |               |               |                 | Total Lock         | SWIVEL         | RIGID          |
| 3"         | 1-1/4"      | CT-Conductive | 225           | ^Precision      |                    | 15CT30GH44**YY | 16CT30GH44**YY |
|            |             |               |               | SS Precision    |                    | 15CT30GH4S**YY | 16CT30GH4S**YY |
| 3"         | 1-1/4"      | CT-Conductive | 225           | ^Precision      | S7CT30GH44**YY     | S9CT30GH44**YY | S8CT30GH44**YY |
|            |             |               |               | SS Precision    | S7CT30GH4S**YY     | S9CT30GH4S**YY | S8CT30GH4S**YY |
| 3"         | 1-1/4"      | CT-Conductive | 225           | ^Precision      | 7TCT30GH44**YY     | 73CT30GH44**YY | 74CT30GH44**YY |
|            |             |               |               | SS Precision    | 7TCT30GH4S**YY     | 73CT30GH4S**YY | 74CT30GH4S**YY |
| 3"         | 1-1/4"      | CT-Conductive | 225           | SS Ball         | RTCT30GH2S**YY     | RZCT30GH2S**YY | RBCT30GH2S**YY |
| 4"         | 1-1/4"      | CT-Conductive | 250           | ^Precision      |                    | 15CT40GH44**YY | 16CT40GH44**YY |
|            |             |               |               | SS Precision    |                    | 15CT40GH4S**YY | 16CT40GH4S**YY |
| 4"         | 1-1/4"      | CT-Conductive | 250           | ^Precision      | S7CT40GH44**YY     | S9CT40GH44**YY | S8CT40GH44**YY |
|            |             |               |               | SS Precision    | S7CT40GH4S**YY     | S9CT40GH4S**YY | S8CT40GH4S**YY |
| 4"         | 1-1/4"      | CT-Conductive | 250           | ^Precision      | 7TCT40GH44**YY     | 73CT40GH44**YY | 74CT40GH44**YY |
|            |             |               |               | SS Precision    | 7TCT40GH4S**YY     | 73CT40GH4S**YY | 74CT40GH4S**YY |
| 4"         | 1-1/4"      | CT-Conductive | 250           | SS Ball         | RTCT40GH2S**YY     | RZCT40GH2S**YY | RBCT40GH2S**YY |
| 5"         | 1-1/4"      | CT-Conductive | 250           | S4, 5A          |                    | 15CT50GH44**YY | 16CT50GH44**YY |
|            |             |               |               |                 |                    | 15CT50GH4S**YY | 16CT50GH4S**YY |
| 5"         | 1-1/4"      | CT-Conductive | 250           | S4, 5A          | S7CT50GH44**YY     | S9CT50GH44**YY | S8CT50GH44**YY |
|            |             |               |               |                 | S7CT50GH4S**YY     | S9CT50GH4S**YY | S8CT50GH4S**YY |
| 5"         | 1-1/4"      | CT-Conductive | 250           | S4, 5A          | 7TCT50GH44**YY     | 73CT50GH44**YY | 74CT50GH44**YY |
|            |             |               |               |                 | 7TCT50GH4S**YY     | 73CT50GH4S**YY | 74CT50GH4S**YY |
| 5"         | 1-1/4"      | CT-Conductive | 250           | S4, 5A          | RTCT50GH2S**YY     | RZCT50GH2S**YY | RBCT50GH2S**YY |
| 3"         | 1-1/4"      | CY-Conductive | 225           | ^Precision      |                    | 15CY30GH44**YY | 16CY30GH44**YY |
|            |             |               |               | SS Precision    |                    | 15CY30GH4S**YY | 16CY30GH4S**YY |
| 3"         | 1-1/4"      | CY-Conductive | 225           | ^Precision      | S7CY30GH44**YY     | S9CY30GH44**YY | S8CY30GH44**YY |
|            |             |               |               | SS Precision    | S7CY30GH4S**YY     | S9CY30GH4S**YY | S8CY30GH4S**YY |
| 3"         | 1-1/4"      | CY-Conductive | 225           | ^Precision      | 7TCY30GH44**YY     | 73CY30GH44**YY | 74CY30GH44**YY |
|            |             |               |               | SS Precision    | 7TCY30GH4S**YY     | 73CY30GH4S**YY | 74CY30GH4S**YY |
| 3"         | 1-1/4"      | CY-Conductive | 225           | SS Ball         | RTCY30GH2S**YY     | RZCY30GH2S**YY | RBCY30GH2S**YY |
| 4"         | 1-1/4"      | CY-Conductive | 250           | ^Precision      |                    | 15CY40GH44**YY | 16CY40GH44**YY |
|            |             |               |               | SS Precision    |                    | 15CY40GH4S**YY | 16CY40GH4S**YY |
| 4"         | 1-1/4"      | CY-Conductive | 250           | ^Precision      | S7CY40GH44**YY     | S9CY40GH44**YY | S8CY40GH44**YY |
|            |             |               |               | SS Precision    | S7CY40GH4S**YY     | S9CY40GH4S**YY | S8CY40GH4S**YY |
| 4"         | 1-1/4"      | CY-Conductive | 250           | ^Precision      | 7TCY40GH44**YY     | 73CY40GH44**YY | 74CY40GH44**YY |
|            |             |               |               | SS Precision    | 7TCY40GH4S**YY     | 73CY40GH4S**YY | 74CY40GH4S**YY |
| 4"         | 1-1/4"      | CY-Conductive | 250           | SS Ball         | RTCY40GH2S**YY     | RZCY40GH2S**YY | RBCY40GH2S**YY |
| 5"         | 1-1/4"      | CY-Conductive | 250           | S4, 5A          |                    | 15CY50GH44**YY | 16CY50GH44**YY |
|            |             |               |               |                 |                    | 15CY50GH4S**YY | 16CY50GH4S**YY |
| 5"         | 1-1/4"      | CY-Conductive | 250           | S4, 5A          | S7CY50GH44**YY     | S9CY50GH44**YY | S8CY50GH44**YY |
|            |             |               |               |                 | S7CY50GH4S**YY     | S9CY50GH4S**YY | S8CY50GH4S**YY |
| 5"         | 1-1/4"      | CY-Conductive | 250           | S4, 5A          | 7TCY50GH44**YY     | 73CY50GH44**YY | 74CY50GH44**YY |
|            |             |               |               |                 | 7TCY50GH4S**YY     | 73CY50GH4S**YY | 74CY50GH4S**YY |
| 5"         | 1-1/4"      | CY-Conductive | 250           | S4, 5A          | RTCY50GH2S**YY     | RZCY50GH2S**YY | RBCY50GH2S**YY |
| 4"         | 2"          | CY-Conductive | 300           | 05, S6,B7, 11   | B3CY40JH##17YY     | B1CY40JH##17YY | B2CY40JH##17YY |
|            |             |               |               |                 | TSCY40JH##17YY     | 31CY40JH##17YY | 32CY40JH##17YY |
| 4"         | 2"          | CY-Conductive | 300           | 05, S6,B7, 11   |                    | S5CY40JH##17YY | S6CY40JH##17YY |
|            |             |               |               |                 |                    | S4CY40JH##17YY |                |
| 5"         | 2"          | CY-Conductive | 325           | 05, S6,B7, 11   | B3CY50JH##17YY     | B1CY50JH##17YY | B2CY50JH##17YY |
|            |             |               |               |                 | TSCY50JH##17YY     | 31CY50JH##17YY | 32CY50JH##17YY |
| 5"         | 2"          | CY-Conductive | 325           | 05, S6,B7, 11   |                    | S5CY50JH##17YY | S6CY50JH##17YY |
|            |             |               |               |                 |                    | S4CY50JH##17YY |                |
| 6"         | 2"          | CY-Conductive | 410           | 05, S6,B7, 11   | B3CY60JH##17YY     | B1CY60JH##17YY | B2CY60JH##17YY |
|            |             |               |               |                 | TSCY60JH##17YY     | 31CY60JH##17YY | 32CY60JH##17YY |
| 6"         | 2"          | CY-Conductive | 410           | 05, S6,B7, 11   |                    | S5CY60JH##17YY | S6CY60JH##17YY |
|            |             |               |               |                 |                    | S4CY60JH##17YY |                |
| 8"         | 2"          | CY-Conductive | 500           | 05, S6,B7, 11   | B3CY80JH##17YY     | B1CY80JH##17YY | B2CY80JH##17YY |
|            |             |               |               |                 | TSCY80JH##17YY     | 31CY80JH##17YY | 32CY80JH##17YY |
| 8"         | 2"          | CY-Conductive | 500           | 05, S6,B7, 11   |                    | S5CY80JH##17YY | S6CY80JH##17YY |
|            |             |               |               |                 |                    | S4CY80JH##17YY |                |

| Wheel Dia. | Tread Width | Wheel Type    | Load Capacity | Bearing Type ## | Caster Part Number |                |                |
|------------|-------------|---------------|---------------|-----------------|--------------------|----------------|----------------|
|            |             |               |               |                 | Total Lock         | SWIVEL         | RIGID          |
| 4          | 2"          | CX-Conductive | 500           | 05, S6,B7, 11   | B3CX40JH##17YY     | B1CX40JH##17YY | B2CX40JH##17YY |
| 4          | 2"          | CX-Conductive | 500           | 05, S6,B7, 11   | TSCX40JH##17YY     | 31CX40JH##17YY | 32CX40JH##17YY |
| 4          | 2"          | CX-Conductive | 500           | 05, S6,B7, 11   |                    | S5CX40JH##17YY | S6CX40JH##17YY |
| 4          | 2"          | CX-Conductive | 500           | 05, S6,B7, 11   |                    | S4CX40JH#317YY |                |
| 5"         | 2"          | CX-Conductive | 540           | 05, S6,B7, 11   | B3CX50JH##17YY     | B1CX50JH##17YY | B2CX50JH##17YY |
| 5"         | 2"          | CX-Conductive | 540           | 05, S6,B7, 11   | TSCX50JH##17YY     | 31CX50JH##17YY | 32CX50JH##17YY |
| 5"         | 2"          | CX-Conductive | 540           | 05, S6,B7, 11   |                    | S5CX50JH##17YY | S6CX50JH##17YY |
| 5"         | 2"          | CX-Conductive | 540           | 05, S6,B7, 11   |                    | S4CX50JH#317YY |                |
| 6"         | 2"          | CX-Conductive | 600           | 05, S6,B7, 11   | B3CX60JH##17YY     | B1CX60JH##17YY | B2CX60JH##17YY |
| 6"         | 2"          | CX-Conductive | 600           | 05, S6,B7, 11   | TSCX60JH##17YY     | 31CX60JH##17YY | 32CX60JH##17YY |
| 6"         | 2"          | CX-Conductive | 600           | 05, S6,B7, 11   |                    | S5CX60JH##17YY | S6CX60JH##17YY |
| 6"         | 2"          | CX-Conductive | 600           | 05, S6,B7, 11   |                    | S4CX60JH#317YY |                |
| 8"         | 2"          | CX-Conductive | 700           | 05, S6,B7, 11   | B3CX80JH##17YY     | B1CX80JH##17YY | B2CX80JH##17YY |
| 8"         | 2"          | CX-Conductive | 700           | 05, S6,B7, 11   | TSCX80JH##17YY     | 31CX80JH##17YY | 32CX80JH##17YY |
| 8"         | 2"          | CX-Conductive | 700           | 05, S6,B7, 11   |                    | S5CX80JH##17YY | S6CX80JH##17YY |
| 8"         | 2"          | CX-Conductive | 700           | 05, S6,B7, 11   |                    | S4CX80JH#317YY |                |

## Antistatic Shopping Cart replacement wheel

- Molecule is mixed into the resins of the polyurethane tread and polyolefin core to ensure the entire wheel is 100% antistatic
- High quality ball bearings with I.D. 5/16"

**TU50GP50**





# CONQUER™ - Round Tread Polyurethane on Aluminum Core

- Waffle hub design for 6" dia. And 8" dia. for the heavy loading
- Completed with Precision ball bearings, top hat and spacers
- Precision ball bearings with top hat spacers
- Temperature Range -40°F to +180°F
- Ergonomic performance
- Impact Resistance



| Conquer™ 95A   |             |            |               |           |             |
|----------------|-------------|------------|---------------|-----------|-------------|
| Wheel Diameter | Tread Width | Hub Length | Load Capacity | Bore I.D. | Part Number |
| 4"             | 2"          | 2-7/16"    | 1300          | 1/2"      | CQ40JL63    |
| 5"             | 2"          | 2-7/16"    | 1500          | 1/2"      | CQ50JL64    |
| 6"             | 2"          | 2-7/16"    | 1700          | 1/2"      | CQ60JL64    |
| 8"             | 2"          | 2-7/16"    | 2000          | 1/2"      | CQ80JL64    |
| Conquer™ 85A   |             |            |               |           |             |
| Wheel Diameter | Tread Width | Hub Length | Load Capacity | Bore I.D. | Part Number |
| 4"             | 2"          | 2-7/16"    | 1300          | 1/2"      | CQ40JM63    |
| 5"             | 2"          | 2-7/16"    | 1500          | 1/2"      | CQ50JM64    |
| 6"             | 2"          | 2-7/16"    | 1700          | 1/2"      | CQ60JM64    |
| 8"             | 2"          | 2-7/16"    | 2000          | 1/2"      | CQ80JM64    |
| Conquer™ 55D   |             |            |               |           |             |
| Wheel Diameter | Tread Width | Hub Length | Load Capacity | Bore I.D. | Part Number |
| 4"             | 2"          | 2-7/16"    | 1300          | 1/2"      | CQ40JG63    |
| 5"             | 2"          | 2-7/16"    | 1500          | 1/2"      | CQ50JG64    |
| 6"             | 2"          | 2-7/16"    | 1700          | 1/2"      | CQ60JG64    |
| 8"             | 2"          | 2-7/16"    | 2000          | 1/2"      | CQ80JG64    |
| 10"            | 2"          | 2-7/16"    | 2000          | 1/2"      | CQ10JM64    |

# D-POLYON™ - Round Tread Polyurethane on Aluminum Core

- Polyurethane tread chemically bonded to Aluminum core
- Completed with Precision Bearings, top hat and spacers
- Temperature Range -40°F to 180°F
- Durometer Shore D65(+/-5)
- Donut pattern tread
- Blue color



| Wheel Diameter | Tread Width | Hub Length | Load Capacity | Bore I.D. | Part Number |
|----------------|-------------|------------|---------------|-----------|-------------|
| 6"             | 2"          | 2-7/16"    | 1000          | 1/2"      | UD60JL64    |
| 8"             | 2"          | 2-7/16"    | 1200          | 1/2"      | UD80JL64    |

CQ,UD WHEELS • CAPACITY 2000

## Champion™ - Ultra-Flex polyurethane on Aluminum Core

- 1-3/16" Thick ultra-flex compound polyurethane elastomer tread, chemically bonded to Aluminum core
- Low rolling resistance over debris and small obstructions
- Completed with Precision ball bearings and top hat spacer
- Great for manual or power applications
- Temperature range: -40°F to 180°F
- Durometer: Shore A 80(+/- 5)
- Color: Green and Red
- High impact strength



| Wheel Diameter | Tread Width | Hub Length | Bore I.D. | Load Capacity | Tread Color | Part Number |
|----------------|-------------|------------|-----------|---------------|-------------|-------------|
| 4"             | 2"          | 2-7/16"    | 1/2"      | 1000          | Red         | CP40JR63    |
|                |             |            |           |               | Green       | CP40JN63    |
| 5"             | 2"          | 2-7/16"    | 1/2"      | 1200          | Red         | CP50JR64    |
|                |             |            |           |               | Green       | CP50JN64    |
| 6"             | 2"          | 2-7/16"    | 1/2"      | 1200          | Red         | CP60JR64    |
|                |             |            |           |               | Green       | CP60JN64    |
| 8"             | 2"          | 2-7/16"    | 1/2"      | 2000          | Red         | CP80JR64    |
|                |             |            |           |               | Green       | CP80JN64    |
| 8"             | 2-1/2"      | 3-1/2"     | 3/4"      | 2000          | Green       | CP80QN67    |

## ULTRAFLEX™ - Ergonomic Polyurethane on Aluminum Core

- Ultraflex is uniquely formulated for the best ergonomic push/pull after set and in-line operation
- Completed with precision ball bearings and top hat spacers
- Extra thick PU tread for best cushioned ride
- Temperature Range: -50°F to 180°F
- Color options: Orange and Maroon
- Durometer Shore A 80 (+/- 5)



| Wheel Diameter | Tread Width | Hub Length | Load Capacity | Bore I.D. | Color                  | Part Number |
|----------------|-------------|------------|---------------|-----------|------------------------|-------------|
| 3"             | 1-1/4"      | 1-11/16"   | 400           | 3/8"      | Orange                 | UX30GO62    |
| 4"             | 1-1/4"      | 1-11/16"   | 450           | 3/8"      | Orange                 | UX40GO62    |
| 5"             | 1-1/4"      | 1-11/16"   | 500           | 3/8"      | Orange                 | UX50GO62    |
| 4"             | 2"          | 2-7/16"    | 900           | 1/2"      | Orange                 | UX40JO63    |
|                |             |            |               |           | Maroon                 | UX40JM63    |
| 5"             | 2"          | 2-7/16"    | 900           | 1/2"      | Orange                 | UX50JO64    |
|                |             |            |               |           | Maroon                 | UX50JM64    |
| 6"             | 2"          | 2-7/16"    | 1000          | 1/2"      | Orange                 | UX60JO64    |
|                |             |            |               |           | Maroon                 | UX60JM64    |
| 8"             | 2"          | 2-7/16"    | 1200          | 1/2"      | Orange                 | UX80JO64    |
|                |             |            |               |           | Maroon                 | UX80JM64    |
| 8"             | 3"(Flat)    | 3-1/2"     | 1500          | 3/4"      | Orange(Cast Iron Core) | UX80LO5P    |





## POLYFLEXON® on Aluminum Core

- Uniquely formulated “Flex Compound” Polyurethane elastomer is chemically and mechanically bonded to heavy aluminum core
- Completed with Precision bearings, top hat and spacers
- Temperature Range -40°F to 180°F
- Durometer Shore A 95 (+/- 5)
- Donut pattern tread



| Wheel Diameter | Tread Width | Hub Length | Load Capacity | Bore I.D. | Color  | Part Number |
|----------------|-------------|------------|---------------|-----------|--------|-------------|
| 4"             | 2"          | 2-7/16"    | 900           | 1/2"      | Green  | UA40JN63    |
|                |             |            |               |           | Orange | UA40JO63    |
| 5"             | 2"          | 2-7/16"    | 900           | 1/2"      | Green  | UA50JN64    |
|                |             |            |               |           | Orange | UA50JO64    |
| 6"             | 2"          | 2-7/16"    | 1000          | 1/2"      | Green  | UA60JN64    |
|                |             |            |               |           | Orange | UA50JO64    |
| 8"             | 2"          | 2-7/16"    | 1200          | 1/2"      | Green  | UA80JN64    |
|                |             |            |               |           | Orange | UA80JO64    |

## POLYFLEXON® - Round Tread Polyurethane on Cast Iron Core

- Uniquely Formulated “Flex Compound” Polyurethane elastomer is chemically bonded to heavy cast iron core
- Multiple options of bearings for different application
- Standard Color: Red tread on black core
- Temperature range: -40° F to 180° F
- Durometer Shore A 95(+/-5)
- Donut pattern tread



| Wheel Diameter | Tread Width | Hub Length | Load Capacity | Bore I.D. | Replace ** with desired bearing code |                 |             |             |                | Part Number |
|----------------|-------------|------------|---------------|-----------|--------------------------------------|-----------------|-------------|-------------|----------------|-------------|
|                |             |            |               |           | Annular Brg.                         | Prec. Ball Brg. | Roller Brg. | Delrin Brg. | Bronze Bushing |             |
| 4"             | 2"          | 2-3/16"    | 700           | 1-3/16"   |                                      |                 |             |             |                | RP40JK84    |
|                |             | 2-7/16"    |               | 1/2"      | 48                                   | 60              |             |             |                | RP40JK**    |
|                |             |            |               | 5/8"      |                                      |                 | 02          | 56, 12      |                |             |
|                |             |            |               | 3/4"      |                                      |                 | 04, 09      | 57, 11      | B1, B7         |             |
| 5"             | 2"          | 2-3/16"    | 800           | 1-3/16"   |                                      |                 |             |             |                | RP50JK84    |
|                |             | 2-7/16"    |               | 1/2"      | 48                                   | 60              |             |             |                | RP50JK**    |
|                |             |            |               | 5/8"      |                                      |                 | 02          | 56, 12      |                |             |
|                |             |            |               | 3/4"      |                                      |                 | 04, 09      | 57, 11      | B1, B7         |             |
| 6"             | 2"          | 2-3/16"    | 900           | 1-3/16"   |                                      |                 |             |             |                | RP60JK84    |
|                |             | 2-7/16"    |               | 1/2"      | 48                                   | 60              |             |             |                | RP60JK**    |
|                |             |            |               | 5/8"      |                                      |                 | 02          | 56, 12      |                |             |
|                |             |            |               | 3/4"      |                                      |                 | 04, 09      | 57, 11      | B1, B7         |             |
| 6"             | 2"          | 2-3/16"    | 900           | 1/2"      |                                      |                 |             |             |                | RP60JK63    |
| 8"             | 2"          | 2-3/16"    | 1000          | 1/2"      |                                      |                 |             |             |                | RP80JK63    |

\*Including Top Hats



# DW Wheels - Dual Flat Tread Polyurethane Wheels

- Designed to replace traditional single wheels for better maneuvering while not widening the footprint and swivel radius
- Multiple choices of different hardness and grade Polyurethane for different application
- Avoiding severe damage from impact caused by triple or quadruple narrow wheels
- Aluminum core for 1" wide, Ductile iron cores for 1.5" and 2" wide
- Heavy duty precision bearings reduce rolling resistance
- Temperature range -40° F to +180° F
- Better load distribution on sharp turns
- Extended life and performance
- Lower initial start force
- Easier to turn



DW60JBT3



DW60JRT3



DW60JLT3



DW WHEELS • CAPACITY 7000

| Wheel dia. | Tread Width | Hub Length | Load Capacity | Bore ID | Hub Material | Bearings | Part Number | Color | Durometer     |
|------------|-------------|------------|---------------|---------|--------------|----------|-------------|-------|---------------|
| 4"         | 1" x 2      | 2-7/16"    | 470           | 1/2"    | Aluminum     | 6207 x 2 | DW40JLT3    | BLACK | Shore A 70-75 |
|            |             |            | 650           |         |              |          | DW40JRT3    | RED   | Shore A 80-85 |
|            |             |            | 960           |         |              |          | DW40JBT3    | BLUE  | Shore A 90-95 |
|            |             |            | 1000          |         |              |          | DW40JGT3    | GRAY  | Shore D 65    |
| 5"         | 1" x 2      | 2-7/16"    | 550           | 1/2"    | Aluminum     | 6702 x 2 | DW50JLT3    | BLACK | Shore A 70-75 |
|            |             |            | 750           |         |              |          | DW50JRT3    | RED   | Shore A 80-85 |
|            |             |            | 1160          |         |              |          | DW50JBT3    | BLUE  | Shore A 90-95 |
|            |             |            | 1200          |         |              |          | DW50JGT3    | GRAY  | Shore D 65    |
| 6"         | 1" x 2      | 2-7/16"    | 700           | 1/2"    | Aluminum     | 6207 x 2 | DW60JLT3    | BLACK | Shore A 70-75 |
|            |             |            | 960           |         |              |          | DW60JRT3    | RED   | Shore A 80-85 |
|            |             |            | 1400          |         |              |          | DW60JBT3    | BLUE  | Shore A 90-95 |
|            |             |            | 1440          |         |              |          | DW60JGT3    | GRAY  | Shore D 65    |
| 8"         | 1" x 2      | 2-7/16"    | 750           | 1/2"    | Aluminum     | 6207 x 2 | DW80JLT3    | BLACK | Shore A 70-75 |
|            |             |            | 1100          |         |              |          | DW80JRT3    | RED   | Shore A 80-85 |
|            |             |            | 1600          |         |              |          | DW80JBT3    | BLUE  | Shore A 90-95 |
|            |             |            | 1700          |         |              |          | DW80JGT3    | GRAY  | Shore D 65    |
| 6"         | 1.5" x 2    | 3-1/2"     | 3500          | 3/4"    | Cast Iron    | 6206*4   | DW60LBT4    | BLUE  | Shore A 90-95 |
|            |             |            | 3900          |         |              |          | DW60LGT4    | GRAY  | Shore D 65    |
| 8"         | 1.5" x 2    | 3-1/2"     | 4000          | 3/4"    | Cast Iron    | 6206*4   | DW80LBT4    | BLUE  | Shore A 90-95 |
|            |             |            | 4500          |         |              |          | DW80LGT4    | GRAY  | Shore D 65    |
| 10"        | 1.5" x 2    | 3-1/2"     | 4600          | 3/4"    | Cast Iron    | 6206*4   | DW10LBT4    | BLUE  | Shore A 90-95 |
|            |             |            | 5200          |         |              |          | DW10LGT4    | GRAY  | Shore D 65    |
| 6"         | 1.5" x 2    | 3-1/2"     | 3500          | 1"      | Cast Iron    | 6207*4   | DW60LBT5    | BLUE  | Shore A 90-95 |
|            |             |            | 3900          |         |              |          | DW60LGT5    | GRAY  | Shore D 65    |
| 8"         | 1.5" x 2    | 3-1/2"     | 4000          | 1"      | Cast Iron    | 6207*4   | DW80LBT5    | BLUE  | Shore A 90-95 |
|            |             |            | 4500          |         |              |          | DW80LGT5    | GRAY  | Shore D 65    |
| 10"        | 1.5" x 2    | 3-1/2"     | 4600          | 1"      | Cast Iron    | 6207*4   | DW10LBT5    | BLUE  | Shore A 90-95 |
|            |             |            | 5200          |         |              |          | DW10LGT5    | GRAY  | Shore D 65    |
| 8"         | 2" x 2"     | 4-9/16"    | 4700          | 1-1/4"  | Ductile Iron | 6207*4   | DW80NBT6    | BLUE  | Shore A 90-95 |
|            |             |            | 5200          |         |              |          | DW80NGT6    | GRAY  | Shore D 65    |
| 10"        | 2" x 2"     | 4-9/16"    | 6400          | 1-1/4"  | Ductile Iron | 6207*4   | DW10NBT6    | BLUE  | Shore A 90-95 |
|            |             |            | 7000          |         |              |          | DW10NGT6    | GRAY  | Shore D 65    |
| 6"         | 1.5" x 2    | 3-1/2"     | 1300          | 3/4"    | Solid PU     | 6205     | SP60LRT3    | RED   | Shore D65     |



# DW Wheels - Dual Round Tread Polyurethane Wheels

DW80XRT3

DW80YGT5



DW WHEELS • CAPACITY 7000

| Wheel dia. | Tread Width | Hub Length | Load Capacity | Bore ID | Hub Material | Bearings | Part Number | Color             | Durometer     |
|------------|-------------|------------|---------------|---------|--------------|----------|-------------|-------------------|---------------|
| 6"         | 1" x 2      | 2-7/16"    | 700           | 1/2"    | Aluminum     | 6207 x 2 | DW60XLT3    | BLACK             | Shore A 70-75 |
|            |             |            | 960           |         |              |          | DW60XRT3    | RED               | Shore A 80-85 |
|            |             |            | 1440          |         |              |          | DW60XGT3    | GRAY              | Shore D 65    |
| 8"         | 1" x 2      | 2-7/16"    | 1100          | 1/2"    | Aluminum     | 6207 x 2 | DW80XRT3    | RED               | Shore A 80-85 |
|            |             |            | 1700          |         |              |          | DW80X+T3    | D=Black<br>G=Gray | Shore D 65    |
| 6"         | 1.5" x 2    | 3-1/2"     | 3900          | 1"      | Cast Iron    | 6206 x 4 | DW60YGT5    | GRAY              | Shore D 65    |
| 8"         | 1.5" x 2    | 3-1/2"     | 3000          | 3/4"    | Cast Iron    | 6206 x 4 | DW80YRT4    | RED               | Shore A 80-85 |
|            |             |            | 4500          |         |              |          | DW80YGT4    | GRAY              | Shore D 65    |
| 10"        | 1.5" X 2    | 3-1/2"     | 4600          | 3/4"    | Cast Iron    | 6206 x 4 | DW10YRT4    | RED               | Shore A 80-85 |
| 12"        | 1.5" x 2    | 3-1/2"     | 3500          | 3/4"    | Cast Iron    | 6206 x 4 | DW12YRT4    | RED               | Shore A 80-85 |
| 8"         | 2" x 2"     | 4-9/16"    | 4700          | 1-1/4"  | Ductile Iron | 6207 x 4 | DW80ZBT6    | BLUE              | Shore A 90-95 |
|            |             |            | 5200          |         |              |          | DW80ZGT6    | GRAY              | Shore D 65    |
| 10"        | 2" x 2"     | 4-9/16"    | 6400          | 1-1/4"  | Ductile Iron | 6207 x 4 | DW10ZBT6    | BLUE              | Shore A 90-95 |
|            |             |            | 7000          |         |              |          | DW10ZGT6    | GRAY              | Shore D 65    |



# ULTRA-POLY™

- 3/4" Thick PU on heavy-duty cast-iron core for higher load capacity with longer life
- Variety of bearing options for optimum performance in different application
- Durometer Shore D 60 (+/- 5)
- Temperature range: -40° F to 180° F



EX10LG69



EX10LK71P



EX WHEELS • CAPACITY 6500

| Wheel Diameter | Tread Width | Hub Length | Load Capacity | Bore I.D. | Roller Brg. | Prec. Ball Brg. | Tapered Brg. | Bronze Brg. | Part #   |
|----------------|-------------|------------|---------------|-----------|-------------|-----------------|--------------|-------------|----------|
| 6"             | 3"          | 3-1/4"     | 3000          | 1-15/16"  |             |                 |              |             | EX60LG85 |
|                |             | 3-1/2"     |               | 3/4"      | 24          | 65°, 69         | 70           |             | EX60LG** |
|                |             |            |               | 1"        | 26          | 67°, R1         | 71           | B8          |          |
| 8"             | 3"          | 3-1/4"     | 3500          | 1-15/16"  |             |                 |              |             | EX80LG85 |
|                |             | 3-1/2"     |               | 3/4"      | 24          | 65°, 69         | 70           |             | EX80LG** |
|                |             |            |               | 1"        | 26          | 67°, R1         | 71           | B8          |          |
| 8"             | 4"          | 4-1/4"     | 4000          | 2-7/16"   |             |                 |              |             | EX80NG86 |
|                |             | 4-9/16"    |               | 1-1/4"    | 31          | 68°             | 71           |             | EX80NG** |
|                |             |            |               | 1-1/2"    | 33          |                 | 74           |             |          |
| 10"            | 3"          | 3-1/4"     | 4000          | 1-15/16"  |             |                 |              |             | EX10LG85 |
|                |             | 3-1/2"     |               | 3/4"      | 24          | 65°, 69         | 70           |             | EX10LG** |
|                |             |            |               | 1"        | 26          | 67°, R1         | 71           | B8          |          |
| 10"            | 4"          | 4-1/4"     | 5500          | 2-7/16"   |             |                 |              |             | EX10NG86 |
|                |             | 4-9/16"    |               | 1-1/4"    | 31          | 68°             | 71           |             | EX10NG** |
|                |             |            |               | 1-1/2"    | 33          |                 | 74           |             |          |
| 12"            | 3"          | 3-1/4"     | 5000          | 1-15/16"  |             |                 |              |             | EX12LG85 |
|                |             | 3-1/2"     |               | 3/4"      | 24          | 65°, 69         | 70           |             | EX12LG** |
|                |             |            |               | 1"        | 26          | 67°, R1         | 71           | B8          |          |
| 12"            | 4"          | 4-1/4"     | 6500          | 2-7/16"   |             |                 |              |             | EX12NG86 |
|                |             | 4-9/16"    |               | 1-1/4"    | 31          | 68°             | 71           |             | EX12NG** |
|                |             |            |               | 1-1/2"    | 33          |                 | 74           |             |          |

~ Include Top Hats



# ERGOLASTOMER™

- Super strength solid casted polyurethane elastomer mechanically locked with glass filled nylon bearing collar
- Variety of bearing options for optimal performance at different applications
- Color: Gray with black bearing collar
- Temperature range: -50° to 180° F
- Durometer: Shore 65(+/-5)



HU80LI65

HU60JI92

HU60JI64



HU WHEELS • CAPACITY 3200

| Wheel Diameter | Tread Width | Hub Length | Load Capacity | Bore I.D. | Replace ** with desired bearing code |                       |                 |                          |             | Part Number |          |
|----------------|-------------|------------|---------------|-----------|--------------------------------------|-----------------------|-----------------|--------------------------|-------------|-------------|----------|
|                |             |            |               |           | Roller Brg.                          | Stainless Roller Brg. | Prec. Ball Brg. | Stainless Pre. Ball Brg. | Delrin Brg. |             |          |
| 4"             | 2"          | 2-3/16"    | 1000          | 1-3/16"   |                                      |                       |                 |                          |             | HU40JI84    |          |
|                |             | 2-7/16"    |               | 1/2"      | 92                                   | 9S                    | 64~             | 6S, 76~                  | 56, 12      | HU40JI**    |          |
|                |             |            |               | 5/8"      | 02                                   |                       |                 |                          |             |             |          |
|                |             |            |               | 3/4"      | 04, 09                               | 05                    |                 |                          | 57, 11      |             |          |
| 5"             | 2"          | 2-3/16"    | 1400          | 1-3/16"   |                                      |                       |                 |                          |             | HU50JI84    |          |
|                |             | 2-7/16"    |               | 1/2"      | 92                                   | 9S                    | 64~             | 6S, 76~                  | 56, 12      | HU50JI**    |          |
|                |             |            |               | 5/8"      | 02                                   |                       |                 |                          |             |             |          |
|                |             |            |               | 3/4"      | 04, 09                               | 05                    |                 |                          | 57, 11      |             |          |
| 6"             | 2"          | 2-3/16"    | 1700          | 1-3/16"   |                                      |                       |                 |                          |             | HU60JI84    |          |
|                |             | 2-7/16"    |               | 1/2"      | 92                                   | 9S                    | 64~             | 6S, 76~                  | 56, 12      | HU60JI**    |          |
|                |             |            |               | 5/8"      | 02                                   |                       |                 |                          |             |             |          |
|                |             |            |               | 3/4"      | 04, 09                               | 05                    |                 |                          | 57, 11      |             |          |
| 6"             | 2-1/2"      | 2-3/4"     | 2200          | 3/4"      |                                      |                       | 65~             | 77~                      |             | HU60KI**    |          |
| 8"             | 2"          | 2-3/16"    | 2000          | 1-3/16"   |                                      |                       |                 |                          |             |             | HU80JI84 |
|                |             | 2-7/16"    |               | 1/2"      | 92                                   | 9S                    | 64~             | 6S, 76~                  | 56, 12      | HU80JI**    |          |
|                |             |            |               | 5/8"      | 02                                   |                       |                 |                          |             |             |          |
|                |             |            |               | 3/4"      | 04, 09                               | 05                    |                 |                          | 57, 11      |             |          |
| 8"             | 2-1/2"      | 2-3/4"     | 2300          | 3/4"      |                                      |                       | 65~             | 77~                      |             | HU80KI**    |          |
| 8"             | 3"          | 3-1/4"     | 3000          | 3/4"      |                                      |                       | 65~             | 7L~                      |             | HU80L**     |          |
| 10"            | 3"          | 3-1/4"     | 3200          | 3/4"      |                                      |                       | 65~             | 7L~                      |             | HU10LI**    |          |

90, 92 & 9S Include Spanner

~ Include top hats.



# MEGAPOLY™ - TITAN™ Polyurethane Wheel

- Megapoly™ slows down internal heat that builds up from high loads and significantly increases in its load capacity and life span
- Tread thickness: 1/2" for 2" tread width wheels, and 1" for 3" and wider tread width wheel
- Variety of bearing options for extended applications
- Extra numbers of bearings for maximum load capacity
- Temperature range: -40° F to 180°F
- Durometer Shore A 95



PX12LD7P

PX12LO5P



PX WHEELS • CAPACITY 10000

| Wheel Diameter | Tread Width | Hub Length | Load Capacity | Bore I.D. | Replace ** with desired bearing code |                     |             |             | Part #          |
|----------------|-------------|------------|---------------|-----------|--------------------------------------|---------------------|-------------|-------------|-----------------|
|                |             |            |               |           | Prec. Ball Brg. <sup>~</sup>         | Tapered Roller Brg. | Bronze Brg. | Roller Brg. |                 |
| 6"             | 2"          | 2-7/16"    | 2000          | 1/2"      | 4P(6203 x 2)                         |                     |             |             | PX60JO63        |
| 6"             | 3"          | 3-1/2"     | 4000          | 3/4"      | 5P(6205 x 4)                         | 70                  |             |             | PX60LO**        |
|                |             |            |               | 1"        |                                      | 71                  | B8          |             |                 |
| 6"             | 5"          | 5-1/2"     | 6500          | 1-5/16"   | CSB207-21                            |                     |             |             | PX60525CSB207-D |
| 8"             | 2"          | 2-7/16"    | 2000          | 1/2"      | 63                                   |                     |             |             | PX80JO63        |
| 8"             | 3"          | 3-1/2"     | 5500          | 3/4"      | 5P(6205 x 4)                         | 70                  |             |             | PX80LO**        |
|                |             |            |               | 1"        | 7P(6207 x 4)                         | 71                  | B8          |             |                 |
| 8"             | 4"          | 4-9/16"    | 6500          | 1-1/4"    | 8P(6208 x 4)                         | 74                  |             |             | PX80NO**        |
| 10"            | 3"          | 3-1/2"     | 6000          | 1"        | 7P(6207 x 4)                         | 7A                  |             |             | PX10LO**        |
|                |             |            | 6000          | 1-1/4"    |                                      | 74                  |             |             |                 |
| 10"            | 4"          | 4-9/16"    | 7000          | 1-1/4"    | 8P(6208 x 4)                         | 74                  |             |             | PX10NO**        |
| 10"            | 5"          | 5-1/2"     | 8000          | 1-1/4"    | 8P(6208 x 4)                         | 74                  |             |             | PX10OO**        |
| 12"            | 3"          | 3-1/2"     | 6500          | 3/4"      | 5P(6205 x 4)                         | 70                  |             |             | PX12LO**        |
|                |             |            | 6500          | 1"        | 7P(6207 x 4)                         | 71                  | B8          |             |                 |
|                |             |            | 6000          | 3/4"      | 69                                   |                     |             | 24          |                 |
|                |             |            | 6000          | 1"        | 71P                                  |                     |             | 26          |                 |
| 12"            | 3"(Crown)   | 3-1/2"     | 6000          | 1         | 7P(6207 x 4)                         |                     |             |             | PX12LD78        |
| 12"            | 4"          | 4-9/16"    | 8000          | 1-1/4"    | 8P(6208 x 4)                         | 74                  |             |             | PX12NO**        |
| 14"            | 4"          | 4-9/16"    | 7500          | 1-1/4"    |                                      | 74                  |             |             | PX14NO74        |
| 16"            | 3"          | 3-1/2"     | 7000          | 1"        | 7P(6207 x 4)                         |                     |             |             | PX16LO7P        |
| 16"            | 5"          | 5-1/2"     | 10000         | 1-1/4"    | 8P(6208 x 4)                         | 74                  |             |             | PX16OO**        |

<sup>~</sup> Include Top Hat



# DURALASTOMER

- Standard color: Blue. Different color is available, please consult factory.
- Solid casted polyurethane elastomer for its maximum strength.
- Smooth and crown surface and low rolling resistance
- Temperature Range: -50°F to 180° F
- Durometer: Shore D 60(+/- 5)

SU WHEELS • CAPACITY 1000



| Wheel Diameter | Tread Width  | Hub Length | Load Capacity | Bore I.D. | Replace ** with desired bearing code |                       |                 |                           |             | Part Number |
|----------------|--------------|------------|---------------|-----------|--------------------------------------|-----------------------|-----------------|---------------------------|-------------|-------------|
|                |              |            |               |           | Roller Brg.                          | Stainless Roller Brg. | Prec. Ball Brg. | Stainless Prec. Ball Brg. | Delrin Brg. |             |
| 3"             | 1-1/4"(Blue) | 1-9/16"    | 300           | 1/2"      |                                      |                       |                 |                           |             | SU30GL83    |
|                |              |            |               | 3/8"      |                                      |                       |                 |                           |             | SU30GL90    |
|                | 1-1/4"(Red)  |            |               | 1/2"      |                                      |                       |                 |                           |             | SU30GR83    |
|                |              |            |               | 3/8"      |                                      |                       |                 |                           |             | SU30GR90    |
| 4"             | 1-1/4"(Blue) | 1-9/16"    | 400           | 1/2"      |                                      |                       |                 |                           |             | SU40GL83    |
|                |              |            |               | 3/8"      |                                      |                       |                 |                           |             | SU40GL90    |
|                | 1-1/4"(Red)  |            |               | 1/2"      |                                      |                       |                 |                           |             | SU40GR83    |
|                |              |            |               | 3/8"      |                                      |                       |                 |                           |             | SU40GR90    |
| 4"             | 2"           | 2-3/16"    | 750           | 1-3/16"   |                                      |                       |                 |                           |             | SU40JL84    |
|                |              | 2-7/16"    |               | 1/2"      | 92                                   | 9S                    | 60,63           | 6S                        | 56, 12      | SU40JL**    |
|                |              |            |               | 3/4"      | 09                                   | 05                    |                 |                           | 57, 11      |             |
| 5"             | 1-1/4"       | 1-9/16"    | 700           | 1/2"      |                                      |                       |                 |                           |             | SU50GL83    |
|                | 1-1/2"       | 1-7/8"     | 700           | 3/8"      |                                      |                       |                 |                           |             | SU50GL90    |
|                |              |            |               | 1-3/16"   |                                      |                       |                 |                           |             | SU50HL84    |
| 5"             | 2"           | 2-3/16"    | 800           | 1-3/16"   |                                      |                       |                 |                           |             | SU50JL84    |
|                |              | 2-7/16"    |               | 1/2"      | 92                                   | 9S                    | 60,63           | 6S                        | 56, 12      | SU50JL**    |
|                |              |            |               | 3/4"      | 09                                   | 05                    |                 |                           | 57, 11      |             |
|                |              |            |               |           |                                      |                       |                 |                           |             |             |
| 6"             | 1-1/2"       | 1-5/8"     | 600           | 1-3/16"   |                                      |                       |                 |                           |             | SU60HL84    |
|                |              | 1-7/8"     |               | 1/2"      | 92                                   |                       | 6M              |                           | 56, 12      | SU60HL**    |
|                |              |            |               | 3/4"      | 03                                   |                       |                 |                           | 57, 11      |             |
|                | 2"           | 2-3/16"    | 900           | 1-3/16"   |                                      |                       |                 |                           |             | SU60JL84    |
|                |              | 2-7/16"    |               | 1/2"      | 92                                   | 9S                    | 60, 63~         | 6S, 72~                   | 56, 12      | SU60JL**    |
| 3/4"           | 09           |            | 05            |           |                                      | 57, 11                |                 |                           |             |             |
| 8"             | 2"           | 2-3/16"    | 1000          | 1-3/16"   |                                      |                       |                 |                           |             | SU80JL84    |
|                |              | 2-7/16"    |               | 1/2"      | 92                                   | 9S                    | 60, 63~         | 6S, 72~                   | 56, 12      | SU80JL**    |
|                |              |            |               | 3/4"      | 09                                   | 05                    |                 |                           | 57, 11      |             |

90 & 92  
Include  
Spanner

~ Include top  
hats.

# POLYON MAXROK™

- Polyurethane chemically bonded on glass filled nylon core
- Quiet operation with high impact resistance
- Temperature range: -45° F to 180° F
- Color options: Green and Red
- Durometer: Shore A 95(+/-5)

MU WHEELS • CAPACITY 1400



| Wheel Diameter | Tread Width | Hub Length | Load Capacity | Bore I.D. | Color Code       | Replace ** with desired bearing code |                       |                   |                 |                           |             | Part Number |
|----------------|-------------|------------|---------------|-----------|------------------|--------------------------------------|-----------------------|-------------------|-----------------|---------------------------|-------------|-------------|
|                |             |            |               |           |                  | Roller Brg.                          | Stainless Roller Brg. | Annular Ball Brg. | Prec. Ball Brg. | Stainless Prec. Ball Brg. | Delrin Brg. |             |
| 4"             | 2"          | 2-3/16"    | 700           | 1-3/16"   | Green=G<br>Red=K |                                      |                       |                   |                 |                           |             | MU40J+84    |
|                |             | 2-7/16"    |               | 1/2"      |                  | 92                                   | 9S                    | 48                |                 | 56, 12                    | MU40J+**    |             |
|                |             |            |               | 5/8"      |                  | 02                                   |                       | 60                | 6S              |                           |             |             |
|                |             |            |               | 3/4"      |                  | 04, 09                               | 05                    |                   |                 | 57, 11                    |             |             |
| 5"             | 2"          | 2-3/16"    | 1000          | 1-3/16"   | Green=G<br>Red=K |                                      |                       |                   |                 |                           |             | MU50J+84    |
|                |             | 2-7/16"    |               | 1/2"      |                  | 92                                   | 9S                    | 48                |                 | 56, 12                    | MU50J+**    |             |
|                |             |            |               | 5/8"      |                  | 02                                   |                       | 60                | 6S              |                           |             |             |
|                |             |            |               | 3/4"      |                  | 04, 09                               | 05                    |                   |                 | 57, 11                    |             |             |
| 6"             | 2"          | 2-3/16"    | 1200          | 1-3/16"   | Green=G<br>Red=K |                                      |                       |                   |                 |                           |             | MU60J+84    |
|                |             | 2-7/16"    |               | 1/2"      |                  | 92                                   | 9S                    | 48                |                 | 56, 12                    | MU60J+**    |             |
|                |             |            |               | 5/8"      |                  | 02                                   |                       | 60                | 6S              |                           |             |             |
|                |             |            |               | 3/4"      |                  | 04, 09                               | 05                    |                   |                 | 57, 11                    |             |             |
| 8"             | 2"          | 2-3/16"    | 1400          | 1-3/16"   | Green=G<br>Red=K |                                      |                       |                   |                 |                           |             | MU80J+84    |
|                |             | 2-7/16"    |               | 1/2"      |                  | 92                                   | 9S                    | 48                |                 | 56, 12                    | MU80J+**    |             |
|                |             |            |               | 5/8"      |                  | 02                                   |                       | 60                | 6S              |                           |             |             |
|                |             |            |               | 3/4"      |                  | 04, 09                               | 05                    |                   |                 | 57, 11                    |             |             |

92 & 9S  
include  
spanner





# POLYON AL™

- Polyurethane chemically bonded on aluminum core
- Quiet in operation with attractive appearance
- Temperature range: -45°F to +180° F
- Durometer: Shore A 95(+/-5)
- Variety of Color options

PA WHEELS • CAPACITY 1500



| Wheel Dia. | Tread Width | Hub Length | Load Cap. | Bore I.D. | Color Code(+)                           | Replace ** with desired bearings code |                 |                     |             |                       |             | Part Number Replace + with Color Code |
|------------|-------------|------------|-----------|-----------|---|---------------------------------------|-----------------|---------------------|-------------|-----------------------|-------------|---------------------------------------|
|            |             |            |           |           |   | Annular Brg.                          | Prec. Ball Brg. | Stainless Ball Brg. | Roller Brg. | Stainless Roller Brg. | Delrin Brg. |                                       |
| 3"         | 1-1/4"      | 1-19/32"   | 380       | 3/8"      | Blue                                    | 43                                    |                 |                     |             |                       |             | PA30GL43                              |
| 3.5"       | 1-1/4"      | 1-19/32"   | 400       | 3/8"      | Blue                                    | 43                                    |                 |                     |             |                       |             | PA35GL43                              |
|            |             |            |           |           | Maroon                                  |                                       |                 |                     |             |                       |             | PA35GM43                              |
| 4"         | 1-1/4"      | 1-19/32"   | 420       | 3/8"      | Blue                                    | 43                                    |                 |                     |             |                       |             | PA40GL43                              |
| 5"         | 1-1/4"      | 1-19/32"   | 440       | 3/8"      | Blue                                    | 43                                    |                 |                     |             |                       |             | PA50GL43                              |
|            | 1-3/8"      | 1-19/32"   | 500       | 1/2"      | Red                                     | 43                                    |                 |                     |             |                       |             | PA50VV60                              |
| 4"         | 1-1/2"      | 1-5/8"     | 700       | 1-3/16"   | B=Black<br>N=Green<br>R=Red             |                                       |                 |                     |             |                       |             | PA40H+84                              |
|            |             | 1-7/8"     |           | 1/2"      |   |                                       | 6M              |                     | 56, 12      | PA40H+**              |             |                                       |
|            |             |            |           | 5/8"      |   |                                       |                 | 01                  | 57, 11      |                       |             |                                       |
|            |             |            |           | 3/4"      |   |                                       |                 | 03                  |             |                       |             |                                       |
| 4"         | 2"          | 2-3/16"    | 800       | 1-3/16"   | N=Green<br>R=Red<br>M=Maroon            |                                       |                 |                     |             |                       |             | PA40J+84                              |
|            |             | 2-7/16"    |           | 1/2"      |   | 48                                    | 60              | 6S                  | 92          | 9S                    | 56, 12      | PA40J+**                              |
|            |             |            |           | 5/8"      |   |                                       |                 |                     | 02          |                       |             |                                       |
|            |             |            |           | 3/4"      |   |                                       |                 |                     | 04, 09      | 05                    | 57, 11      |                                       |
| 5"         | 1-1/2"      | 1-5/8"     | 800       | 1-3/16"   | N=Green<br>R=Red                        |                                       |                 |                     |             |                       |             | PA50H+**                              |
|            |             | 1-7/8"     |           | 1/2"      |   |                                       | 6M              |                     |             | 56, 12                |             |                                       |
|            |             |            |           | 5/8"      |   |                                       |                 |                     | 01          |                       | 57, 11      |                                       |
|            |             |            |           | 3/4"      |   |                                       |                 |                     | 03          |                       |             |                                       |
| 5"         | 2"          | 2-3/16"    | 900       | 1-3/16"   | N=Green<br>R=Red<br>M=Maroon            |                                       |                 |                     |             |                       |             | PA50J+84                              |
|            |             | 2-7/16"    |           | 1/2"      |   | 48                                    | 60              | 6S                  | 92          | 9S                    | 56, 12      | PA50J+**                              |
|            |             |            |           | 5/8"      |   |                                       |                 |                     | 02          |                       |             |                                       |
|            |             |            |           | 3/4"      |   |                                       |                 |                     | 04, 09      | 05                    | 57, 11      |                                       |
| 6"         | 1-1/2"      | 1-5/8"     | 800       | 1-3/16"   | N=Green<br>R=Red                        |                                       |                 |                     |             |                       |             | PA60H+**                              |
|            |             | 1-7/8"     |           | 1/2"      |   |                                       | 6M              |                     |             | 56, 12                |             |                                       |
|            |             |            |           | 5/8"      |   |                                       |                 |                     | 01          |                       | 57, 11      |                                       |
|            |             |            |           | 3/4"      |   |                                       |                 |                     | 03          |                       |             |                                       |
| 6"         | 2"          | 2-3/16"    | 1200      | 1-3/16"   | N=Green<br>R=Red<br>M=Maroon<br>C=Black |                                       |                 |                     |             |                       |             | PA60J+84                              |
|            |             | 2-7/16"    |           | 1/2"      |   | 48                                    | 60              | 6S                  | 92          | 9S                    | 56, 12      | PA60J+**                              |
|            |             |            |           | 5/8"      |   |                                       |                 |                     | 02          |                       |             |                                       |
|            |             |            |           | 3/4"      |   |                                       |                 |                     | 04, 09      | 05                    | 57, 11      |                                       |
| 8"         | 2"          | 2-3/16"    | 1500      | 1-3/16"   | N=Green<br>R=Red<br>M=Maroon            |                                       |                 |                     |             |                       |             | PA80J+84                              |
|            |             | 2-7/16"    |           | 1/2"      |   | 48                                    | 60              | 6S                  | 92          | 9S                    | 56, 12      | PA80J+**                              |
|            |             |            |           | 5/8"      |   |                                       |                 |                     | 02          |                       |             |                                       |
|            |             |            |           | 3/4"      |   |                                       |                 |                     | 04, 09      | 05                    | 57, 11      |                                       |

92 & 9S include spanner



# ENERGY SAVER POLYON™

- Polyurethane tread specially engineered with high tencile and for low initial force to push/pull.
- Crowned polyurethane tread chemically bonded to a solid heavy-duty cast iron core
- Variety of bearing options for optimal performance at different applications
- Temperature range -40°F to +180° F
- Color: Dark blue tread on black core
- Durometer: Shore A 95 (+/-5)

SW WHEELS • CAPACITY 4200

SW80JU63

SW60JU04

SW60LU85



| Wheel Diameter | Tread Width | Hub Length | Load Capacity | Bore I.D. | Replace ** with desired bearing code |                 |                    | Part Number |
|----------------|-------------|------------|---------------|-----------|--------------------------------------|-----------------|--------------------|-------------|
|                |             |            |               |           | Roller Brg.                          | Prec. Ball Brg. | Prec. Tapered Brg. |             |
| 4"             | 1-1/2"      | 1-5/8"     | 600           | 1-3/16"   | 01,03                                |                 |                    | SW40HU**    |
|                |             | 1-7/8"     |               | 1/2"      | 92                                   | 6M              |                    |             |
|                |             |            |               | 5/8"      | 01                                   |                 |                    |             |
|                |             |            |               | 3/4"      | 03                                   |                 |                    |             |
| 4"             | 2"          | 2-3/16"    | 800           | 1-3/16"   |                                      |                 |                    | SW40JU84    |
|                |             | 2-7/16"    |               | 1/2"      | 92                                   | 60              |                    | SW40JU**    |
|                |             |            |               | 5/8"      | 02                                   |                 |                    |             |
|                |             |            |               | 3/4"      | 04,09                                |                 |                    |             |
| 5"             | 1-1/2"      | 1-5/8"     | 800           | 1-3/16"   |                                      |                 |                    | SW50HU84    |
|                |             | 1-7/8"     |               | 1/2"      | 92                                   | 6M              |                    | SW50HU**    |
|                |             |            |               | 5/8"      | 01                                   |                 |                    |             |
|                |             |            |               | 3/4"      | 03                                   |                 |                    |             |
| 5"             | 2"          | 2-3/16"    | 1300          | 1-3/16"   |                                      |                 |                    | SW50JU84    |
|                |             | 2-7/16"    |               | 1/2"      | 92                                   | 60              |                    | SW50JU**    |
|                |             |            |               | 5/8"      | 02                                   |                 |                    |             |
|                |             |            |               | 3/4"      | 04,09                                |                 |                    |             |
| 6"             | 1-1/2"      | 1-5/8"     | 850           | 1-3/16"   |                                      |                 |                    | SW60HU84    |
|                |             | 1-7/8"     |               | 1/2"      | 92                                   | 6M              |                    | SW60HU**    |
|                |             | 1-7/8"     |               | 5/8"      | 01                                   |                 |                    |             |
|                |             | 1-7/8"     |               | 3/4"      | 03                                   |                 |                    |             |
| 6"             | 2"          | 2-3/16"    | 1400          | 1-3/16"   |                                      |                 |                    | SW60JU84    |
|                |             | 2-7/16"    |               | 1/2"      | 92                                   | 60              | 73                 | SW60JU**    |
|                |             |            |               | 5/8"      | 02                                   |                 |                    |             |
|                |             |            |               | 3/4"      | 04,09                                |                 | 70                 |             |
| 6"             | 2-1/2"      | 2-3/4"     | 1700          | 1-15/16"  |                                      |                 |                    | SW60KU85    |
|                |             | 3"         |               | 3/4"      | 93                                   | 89              | 70                 | SW60KU**    |
|                |             |            |               | 1"        | 23                                   |                 |                    |             |
|                |             |            |               | 1-1/4"    | 25                                   |                 |                    |             |
| 6"             | 2-1/2"      | 3-1/4"     | 1700          | 1-15/16"  |                                      |                 |                    | SW60QU85    |
|                |             | 3-1/2"     |               | 3/4"      | 93                                   | 69              | 70                 | SW60QU**    |
|                |             |            |               | 1"        | 24                                   | R1              |                    |             |
|                |             |            |               | 1-1/4"    | 26                                   |                 |                    |             |
| 6"             | 3"          | 3-1/4"     | 2200          | 1-15/16"  |                                      |                 |                    | SW60LU85    |
|                |             | 3-1/2"     |               | 3/4"      | 93                                   | 65", 69         | 70                 | SW60LU**    |
|                |             |            |               | 1"        | 24                                   | R1              |                    |             |
|                |             |            |               | 1-1/4"    | 26                                   |                 |                    |             |

#92 & 93 include spanner

\*Including Top Hats



| Wheel Diameter | Tread Width | Hub Length | Load Capacity | Bore I.D. | Replace ** with desired bearing code |                      |                    | Part Number |
|----------------|-------------|------------|---------------|-----------|--------------------------------------|----------------------|--------------------|-------------|
|                |             |            |               |           | Roller Brg.                          | Prec. Ball Brg.      | Prec. Tapered Brg. |             |
| 8"             | 2"          | 2-3/16"    | 1500          | 1-3/16"   |                                      |                      |                    | SW80JU84    |
|                |             | 2-7/16"    |               | 1/2"      | 92                                   | 60, 63 <sup>~</sup>  | 73                 | SW80JU**    |
|                |             |            |               | 5/8"      | 02                                   |                      |                    |             |
|                |             |            |               | 3/4"      | 04,09                                |                      | 70                 |             |
| 8"             | 2-1/2"      | 2-3/4"     | 2200          | 1-15/16"  |                                      |                      |                    | SW80KU85    |
|                |             | 3"         |               | 3/4"      | 93                                   | 89                   | 70                 | SW80KU**    |
|                |             |            |               | 1"        | 23                                   |                      |                    |             |
|                |             |            |               | 1-1/4"    | 25                                   |                      |                    |             |
| 8"             | 2-1/2"      | 3-1/4"     | 2200          | 1-15/16"  |                                      |                      |                    | SW80QU85    |
|                |             |            |               | 3/4"      | 93                                   | 69                   | 70                 | SW80QU**    |
|                |             |            |               | 1"        | 24                                   | R1                   |                    |             |
|                |             |            |               | 1-1/4"    | 26                                   |                      |                    |             |
| 8"             | 3"          | 3-1/4"     | 2700          | 1-15/16"  |                                      |                      |                    | SW80LU85    |
|                |             | 3-1/2"     |               | 3/4"      | 93                                   | 65 <sup>~</sup> , 69 | 70                 | SW80LU**    |
|                |             |            |               | 1"        | 24                                   | R1                   | 71                 |             |
|                |             |            |               | 1-1/4"    | 26                                   |                      |                    |             |
| 10"            | 2-1/2"      | 2-3/4"     | 2400          | 1-15/16"  |                                      |                      |                    | SW10KU85    |
|                |             | 3"         |               | 3/4"      | 93                                   | 89                   | 70                 | SW10KU**    |
|                |             |            |               | 1"        | 23                                   |                      |                    |             |
|                |             |            |               | 1-1/4"    | 25                                   |                      |                    |             |
| 10"            | 2-1/2"      | 3-1/4"     | 2400          | 1-15/16"  |                                      |                      |                    | SW10QU85    |
|                |             | 3-1/2"     |               | 3/4"      | 93                                   | 69                   |                    | SW10QU**    |
|                |             |            |               | 1"        | 24                                   | R1                   |                    |             |
|                |             |            |               | 1-1/4"    | 26                                   |                      |                    |             |
| 10"            | 3"          | 3-1/4"     | 3000          | 1-15/16"  |                                      |                      |                    | SW10LU85    |
|                |             | 3-1/2"     |               | 3/4"      | 93                                   | 69                   | 70                 | SW10LU**    |
|                |             |            |               | 1"        | 24                                   | R1                   | 71                 |             |
|                |             |            |               | 1-1/4"    | 26                                   |                      |                    |             |
| 12"            | 2-1/2"      | 2-3/4"     | 2700          | 1-15/16"  |                                      |                      |                    | SW12KU85    |
|                |             | 3"         |               | 3/4"      | 93                                   | 89                   |                    | SW12KU**    |
|                |             |            |               | 1"        | 23                                   |                      |                    |             |
|                |             |            |               | 1-1/4"    | 25                                   |                      |                    |             |
| 12"            | 2-1/2"      | 3-1/4"     | 2700          | 1-15/16"  |                                      |                      |                    | SW12QU85    |
|                |             | 3-1/2"     |               | 3/4"      | 93                                   | 69                   |                    | SW12QU**    |
|                |             |            |               | 1"        | 24                                   | R1                   |                    |             |
|                |             |            |               | 1-1/4"    | 26                                   |                      |                    |             |
| 12"            | 3"          | 3-1/4"     | 4200          | 1-15/16"  |                                      |                      |                    | SW12LU85    |
|                |             | 3-1/2"     |               | 3/4"      | 93                                   | 69                   | 70                 | SW12LU**    |
|                |             |            |               | 1"        | 24                                   | R1                   | 71                 |             |
|                |             |            |               | 1-1/4"    | 26                                   |                      |                    |             |

#92 & 93 include  
spanner

<sup>~</sup>Including Top Hats



# POLY-PRO™

- Non-Marking polyurethane tread mechanically locked to Polyolefin core
- Variety of designs, colors and bearing options available
- Temperature range: -20° F to +180° F
- Durometer: Shore A 95

PP WHEELS • CAPACITY 1400



| Wheel Diameter | Tread Width | Hub Length | Load Capacity | Bore I.D. | Available Color tread/core(+) | Replace ** with desired bearing code |                    |                       |                            |                      |                     | Part Number<br>Replace + with Color Code |          |
|----------------|-------------|------------|---------------|-----------|-------------------------------|--------------------------------------|--------------------|-----------------------|----------------------------|----------------------|---------------------|--|----------|
|                |             |            |               |           |                               | Dual Ball Brg.                       | S.S Dual Ball Brg. | Single Pre. Ball Brg. | S.S. Single Pre. Ball Brg. | Dual Prec. Ball Brg. | Delrin Brg./ Sleeve |  |          |
| 2"             | 7/8"        | 15/16"     | 75            | 1/4"      | T                             |                                      |                    |                       |                            |                      |                     | PP20BT80                                 |          |
| 2"             | 13/32"      | 1-1/32"    | 100           | 1/4"      | Blue                          | P0                                   |                    |                       |                            |                      |                     | PP20ASP0                                 |          |
| 2"             | 7/8"        | 1"         | 90            | 1/4"      | Red                           |                                      |                    |                       |                            |                      |                     | PP20DW80                                 |          |
|                |             |            |               |           | Black                         |                                      |                    |                       |                            |                      |                     | PP20DB80                                 |          |
| 2.5"           | 1-1/8"      | 1-3/8"     | 100           | 5/16"     | Red                           |                                      |                    |                       |                            |                      |                     | PP25DW81                                 |          |
|                |             |            |               |           | Black                         |                                      |                    |                       |                            |                      |                     | PP25D+81                                 |          |
| 2.5"           | 1-3/8"      | 1-5/8"     | 250           | 1-1/8"    | M, W                          |                                      |                    |                       |                            |                      |                     | PP25G+98                                 |          |
|                |             |            |               | 3/8"      | M, W, I                       | 42                                   |                    |                       |                            | 55,59                | PP25G+**            |  |          |
| 3"             | 13/16"      | 1"         | 80            | 1/4"      | Gray/Beige                    |                                      |                    |                       |                            |                      |                     | PP30AT80                                 |          |
| 3"             | 13/16"      | 1"         | 150           | 1/4"      | Blue/Gray                     |                                      |                    | P0                    |                            |                      |                     | PP30ASP0                                 |          |
| 3"             | 1"          | 1-1/8"     | 125           | 5/16"     | T, H                          |                                      |                    |                       |                            |                      |                     | PP30D+81                                 |          |
|                |             |            |               |           | Gray/Gray                     |                                      |                    | 41                    |                            |                      |                     | PP30DI41                                 |          |
| 3"             | 1-1/4"      | 1-5/8"     | 300           | 1-1/8"    | K, W                          |                                      |                    |                       |                            |                      |                     | PP30G+98                                 |          |
|                |             |            |               | 3/8"      |                               | 42                                   | 2S                 |                       |                            | 55                   | PP30G+**            |  |          |
|                |             |            |               | 1/2"      |                               |                                      |                    |                       |                            | 59                   | PP30G+59            |  |          |
| 3"             | 1-1/4"      | 1-5/8"     | 300           | 3/8"      | A, D, I, K, S                 |                                      |                    | 44                    |                            |                      |                     | PP30G+44                                 |          |
| 3"             | 1-1/4"      | 1-5/8"     | 300           | 3/8"      | Gray/Beige(flat)              |                                      |                    | 47                    |                            |                      |                     | PP30GT47                                 |          |
| 3"             | 1-1/4"      | 1-5/8"     | 300           | 3/8"      | Gray/Beige(donut)             |                                      |                    |                       |                            |                      |                     | PP30GY47                                 |          |
| 3"             | 1-1/4"      | 1-5/8"     | 300           | 1/2"      | Gray/Beige(flat)              |                                      |                    |                       |                            |                      |                     | PP30GT83                                 |          |
| 3"             | 1-1/4"      | 1-5/8"     | 300           | 1/2"      | Gray/Beige(donut)             |                                      |                    |                       |                            |                      |                     | PP30GY83                                 |          |
| 3.5"           | 1-1/4"      | 1-5/8"     | 300           | 1-1/8"    | K,W,P                         |                                      |                    |                       |                            |                      |                     |  | PP35G+98 |
|                |             |            |               | 3/8"      |                               | 42                                   | 2S                 |                       |                            | 55                   | PP35G+**            |  |          |
|                |             |            |               | 1/2"      |                               |                                      |                    |                       |                            | 59                   | PP30G+59            |  |          |
| 3.5"           | 1-1/4"      | 1-5/8"     | 300           | 3/8"      | A,D,I,K,S                     |                                      |                    | 44                    |                            |                      |                     | PP30G+44                                 |          |
| 3.5"           | 1-1/4"      | 1-5/8"     | 300           | 3/8"      | Gray/Beige(flat)              |                                      |                    | 47                    |                            |                      |                     | PP35GT47                                 |          |
| 3.5"           | 1-1/4"      | 1-5/8"     | 300           | 3/8"      | Gray/Beige(donut)             |                                      |                    |                       |                            |                      |                     | PP35GY47                                 |          |
| 3.5"           | 1-1/4"      | 1-5/8"     | 300           | 1/2"      | Gray/Beige(flat)              |                                      |                    |                       |                            |                      |                     | PP30GT83                                 |          |
| 3.5"           | 1-1/4"      | 1-5/8"     | 300           | 1/2"      | Gray/Beige(donut)             |                                      |                    |                       |                            |                      |                     | PP30GY83                                 |          |



PP WHEELS • CAPACITY 1400

| Wheel Diameter | Tread Width | Hub Length | Load Capacity | Bore I.D. | Available Color tread/core(+) | Replace ** with desired bearing code |                    |                       |                            |                      |                     | Part Number Replace + with Color Code |
|----------------|-------------|------------|---------------|-----------|-------------------------------|--------------------------------------|--------------------|-----------------------|----------------------------|----------------------|---------------------|---------------------------------------|
|                |             |            |               |           |                               | Dual Ball Brg.                       | S.S Dual Ball Brg. | Single Pre. Ball Brg. | S.S. Single Pre. Ball Brg. | Dual Prec. Ball Brg. | Delrin Brg./ Sleeve |                                       |
| 4"             | 1"          | 1-1/8"     | 140           | 5/16"     | T, H                          |                                      |                    |                       |                            |                      |                     | PP40D+81                              |
| 4"             | 1-1/4"      | 1-5/8"     | 350           | 1-1/8"    | W,K,P                         |                                      |                    |                       |                            |                      |                     | PP40G+98                              |
|                |             |            |               | 3/8"      |                               | 42                                   | 2S                 |                       |                            | 55                   | PP40G+55            |                                       |
|                |             |            |               | 1/2"      |                               |                                      |                    |                       |                            | 59                   | PP40G+59            |                                       |
| 4"             | 1-1/4"      | 1-5/8"     | 350           | 3/8"      | P                             |                                      |                    |                       | 4S                         |                      |                     | PP40GP4S                              |
| 4"             | 1-1/4"      | 1-5/8"     | 350           | 3/8"      | A,D,I,S,C                     |                                      |                    | 44                    |                            |                      |                     | PP40G+44                              |
| 4"             | 1-1/4"      | 1-5/8"     | 350           | 3/8"      | Gray/Beige(flat)              |                                      |                    | 47                    |                            |                      |                     | PP40GT47                              |
|                |             |            |               |           | Blue/Beige(flat)              |                                      |                    |                       |                            |                      |                     | PP40GP47                              |
| 4"             | 1-1/4"      | 1-5/8"     | 350           | 3/8"      | Gray/Beige(donut)             |                                      |                    | 47                    |                            |                      |                     | PP40GY47                              |
| 4"             | 1-1/4"      | 1-5/8"     | 350           | 3/8"      | Gray/Beige(flat)              |                                      |                    |                       |                            |                      |                     | PP40GT83                              |
| 4"             | 1-1/4"      | 1-5/8"     | 350           | 3/8"      | Gray/Beige(donut)             |                                      |                    |                       |                            |                      |                     | PP40GY83                              |
| 4"             | 1-1/2"      | 1-5/8"     | 350           | 3/8"      | Black/Gray                    | 42                                   |                    |                       |                            |                      |                     | PP40HA42                              |
| 5"             | 1"          | 1-1/8"     | 140           | 5/16"     | T, H                          |                                      |                    |                       |                            |                      |                     | PP50D+81                              |
| 5"             | 1-1/4"      | 1-5/8"     | 350           | 1-1/8"    | I, K, P, W                    |                                      |                    |                       |                            |                      |                     | PP50G+98                              |
|                |             |            |               | 3/8"      |                               | 42                                   | 2S                 |                       |                            | 55                   | PP50G+55            |                                       |
|                |             |            |               | 1/2"      |                               |                                      |                    |                       |                            | 59                   | PP50G+59            |                                       |
| 5"             | 1-1/4"      | 1-5/8"     | 350           | 5/16"     | P                             | 50                                   |                    |                       |                            |                      |                     | PP50GP50                              |
| 5"             | 1-1/4"      | 1-5/8"     | 350           | 3/8"      | P                             |                                      |                    |                       | 4S                         |                      |                     | PP50GP4S                              |
| 5"             | 1-1/4"      | 1-5/8"     | 350           | 3/8"      | A,D,I,S,C                     |                                      |                    | 44                    |                            |                      |                     | PP50G+44                              |
| 5"             | 1-1/4"      | 1-5/8"     | 350           | 3/8"      | Gray/Beige(flat)              |                                      |                    | 47                    |                            |                      |                     | PP50GT47                              |
|                |             |            |               |           | Blue/Beige(flat)              |                                      |                    |                       |                            |                      |                     | PP50GP47                              |
| 5"             | 1-1/4"      | 1-5/8"     | 350           | 3/8"      | Gray/Beige(donut)             |                                      |                    | 47                    |                            |                      |                     | PP50GY47                              |
| 5"             | 1-1/4"      | 1-5/8"     | 350           | 3/8"      | Gray/Beige(flat)              |                                      |                    |                       |                            |                      |                     | PP50GT83                              |
| 5"             | 1-1/4"      | 1-5/8"     | 350           | 3/8"      | Black/Black                   |                                      |                    |                       |                            |                      |                     | PP50GB83                              |
| 5"             | 1-1/4"      | 1-5/8"     | 350           | 3/8"      | Gray/Beige(donut)             |                                      |                    |                       |                            |                      |                     | PP50GY83                              |
| 6"             | 1-1/4"      | 1-5/8"     | 350           | 1-1/8"    | A,I, W                        |                                      |                    |                       |                            |                      |                     | PP60G+98                              |
|                |             |            |               | 3/8"      |                               | 42                                   | 2S                 |                       |                            | 55                   | PP60G+55            |                                       |
|                |             |            |               | 1/2"      |                               |                                      |                    |                       |                            | 59                   | PP60G+59            |                                       |
| 6"             | 1-1/4"      | 1-5/8"     | 350           | 3/8"      | A, I                          |                                      |                    |                       | 44                         |                      |                     | PP60G+44                              |
| 6"             | 1-1/4"      | 1-5/8"     | 350           | 3/8"      | Gray/Beige(flat)              |                                      |                    |                       | 47                         |                      |                     | PP60GT47                              |
| 6"             | 1-1/4"      | 1-9/16"    | 350           | 1/2"      | Gray/Beige(flat)              |                                      |                    |                       |                            |                      |                     | PP60GT83                              |



| Wheel Diameter | Tread Width | Hub Length | Load Capacity | Bore I.D. | Available Color tread/core(+) | Replace ** with desired bearing code |             |                       |                 |                     |                     | Part Number Replace + with Color Code |
|----------------|-------------|------------|---------------|-----------|-------------------------------|--------------------------------------|-------------|-----------------------|-----------------|---------------------|---------------------|---------------------------------------|
|                |             |            |               |           |                               | Ball Brg.                            | Roller Brg. | Stainless Roller Brg. | Prec. Ball Brg. | S.S Prec. Ball Brg. | Delrin Brg./ Sleeve |                                       |
| 3"             | 1-3/4"      | 2"         | 450           | 1/2"      | Maroon/Gray                   |                                      |             |                       | 62              |                     |                     | PP30IM62                              |
| 4"             | 1-1/2"      | 1-5/8"     | 400           | 1-3/16"   | K,U                           |                                      | 01,03       |                       |                 |                     |                     | PP40H+84                              |
|                |             | 1/2"       |               |           |                               | 6M                                   |             | 56, 12                |                 |                     |                     |                                       |
|                |             | 5/8"       |               |           |                               | 01                                   |             |                       |                 | PP40H+**            |                     |                                       |
|                |             | 3/4"       |               |           |                               | 03                                   |             |                       | 57, 11          |                     |                     |                                       |
| 4"             | 2"          | 2-3/16"    | 500           | 1-3/16"   | K, M, U, W                    | 48                                   | 92          | 9S                    | 60              | 6S                  | 56, 12              | PP40J+84                              |
|                |             | 1/2"       |               |           |                               | 02                                   |             |                       |                 | PP40J+**            |                     |                                       |
|                |             | 5/8"       |               |           |                               | 04, 09                               | 05          |                       | 57, 11          |                     |                     |                                       |
|                |             | 3/4"       |               |           |                               |                                      |             |                       |                 |                     |                     |                                       |
| 4"             | 2"          | 2-7/16"    | 500           | 1/2"      | Maroon/Gray                   |                                      |             |                       | 62              |                     | PP40JM62            |                                       |
| 4"             | 2"          | 2-7/16"    | 500           | 1/2"      | Blue/Gray                     |                                      |             |                       | 62              | 72~                 | PP40JP63            |                                       |
| 5"             | 1-1/2"      | 1-5/8"     | 450           | 1-3/16"   | K, S, T, U                    |                                      |             |                       |                 |                     |                     | PP50H+84                              |
|                |             | 1/2"       |               |           |                               | 6M                                   |             | 56, 12                |                 |                     |                     |                                       |
|                |             | 5/8"       |               |           |                               | 01                                   |             |                       |                 | PP50H+**            |                     |                                       |
|                |             | 3/4"       |               |           |                               | 03                                   |             |                       | 57, 11          |                     |                     |                                       |
| 5"             | 2"          | 2-3/16"    | 600           | 1-3/16"   | B,C,K,U,M,W                   | 48                                   | 92          | 9S                    | 60, 62          | 6S                  |                     | PP50J+84                              |
|                |             | 1/2"       |               |           |                               | 02                                   |             |                       |                 | PP50J+**            |                     |                                       |
|                |             | 5/8"       |               |           |                               | 04, 09                               | 05          |                       |                 |                     |                     |                                       |
|                |             | 3/4"       |               |           |                               |                                      |             |                       |                 |                     |                     |                                       |
| 5"             | 2"          | 2-3/16"    | 750           | 1-3/16"   | Gray-donut tread              | 48                                   | 92          | 9S                    | 60              | 6S                  | 56, 12              | PP50JH84                              |
|                |             | 1/2"       |               |           |                               | 02                                   |             |                       |                 | PP50JH**            |                     |                                       |
|                |             | 5/8"       |               |           |                               | 04, 09                               | 05          |                       | 57, 11          |                     |                     |                                       |
|                |             | 3/4"       |               |           |                               |                                      |             |                       |                 |                     |                     |                                       |
| 5"             | 2"          | 2-7/16"    | 750           | 1/2"      | Gray-donut tread              |                                      |             |                       | 63~             | 72~                 | PP50JH**            |                                       |
| 5"             | 2"          | 2-7/16"    | 600           | 1/2"      | Maroon/Gray                   |                                      |             |                       | 62~             | 72~                 | PP50JM**            |                                       |
| 5"             | 2"          | 2-7/16"    | 750           | 1/2"      | Purple/Cream                  |                                      |             |                       | 63~             | 72~                 | PP50JP63            |                                       |
| 6"             | 1-1/2"      | 1-5/8"     | 600           | 1-3/16"   | K, M, T, U                    |                                      | 92          |                       |                 |                     | 56, 12              |                                       |
|                |             | 1/2"       |               |           |                               | 01                                   |             |                       |                 | PP60HT95            |                     |                                       |
|                |             | 5/8"       |               |           |                               | 03                                   |             |                       | 57, 11          |                     |                     |                                       |
|                |             | 3/4"       |               |           |                               |                                      |             |                       |                 |                     |                     |                                       |
| 6"             | 2"          | 1-3/16"    | 720           | 1-3/16"   | I,K,M,W,U                     | 48                                   | 92          | 9S                    | 60              | 6S                  | 56, 12              | PP60J+84                              |
|                |             | 1/2"       |               |           |                               | 02                                   |             |                       |                 | PP60J+**            |                     |                                       |
|                |             | 5/8"       |               |           |                               | 04, 09                               | 05          |                       | 57, 11          |                     |                     |                                       |
|                |             | 3/4"       |               |           |                               |                                      |             |                       |                 |                     |                     |                                       |
| 6"             | 2"          | 2-7/16"    | 800           | 1/2"      | Gray-donut tread              |                                      |             |                       | 63~             | 72~                 | PP60JH**            |                                       |
| 6"             | 2"          | 2-7/16"    | 720           | 1/2"      | Maroon/Gray                   |                                      |             |                       | 62              | 72~                 | PP60JM**            |                                       |
| 6"             | 2"          | 2-7/16"    | 800           | 1/2"      | Purple/Cream                  |                                      |             |                       | 62              | 72~                 | PP60JP**            |                                       |
| 6"             | 2"          | 2-7/16"    | 720           | 1/2"      | Blue/black                    |                                      |             |                       | 62              |                     | PP60JU62            |                                       |
| 8"             | 1-1/2"      | 2-1/8"     | 600           | 1-3/8"    | T,I                           |                                      |             |                       |                 |                     |                     | PP80H+95                              |
|                |             | 1/2"       |               | 51, P1    |                               |                                      |             |                       |                 |                     |                     |                                       |
|                |             | 5/8"       |               | 52, P2    |                               |                                      |             |                       |                 | PP80H+**            |                     |                                       |
|                |             | 3/4"       |               | 53, P3    |                               |                                      |             |                       |                 |                     |                     |                                       |
| 8"             | 2"          | 2-3/16"    | 800           | 1-3/16"   | C,D,I,K,M,U,W                 | 48                                   | 92          | 9S                    | 60              | 6S                  | 56, 12              | PP80J+84                              |
|                |             | 1/2"       |               |           |                               | 02                                   |             |                       |                 | PP80J+**            |                     |                                       |
|                |             | 5/8"       |               |           |                               | 04, 09                               | 05          |                       | 57, 11          |                     |                     |                                       |
|                |             | 3/4"       |               |           |                               |                                      |             |                       |                 |                     |                     |                                       |
| 8"             | 2"          | 2-7/16"    | 1000          | 1/2"      | Gray-donut tread              |                                      |             |                       | 63~             | 72~                 | PP80JH**            |                                       |
| 8"             | 2"          | 2-7/16"    | 800           | 1/2"      | Red/Black                     |                                      |             |                       | 62              |                     | PP80JK62            |                                       |
| 8"             | 2"          | 2-7/16"    | 800           | 1/2"      | Maroon/Gray                   |                                      |             |                       | 62              |                     | PP80JM62            |                                       |
| 8"             | 2"          | 2-7/16"    | 1000          | 1/2"      | Purple/Cream                  |                                      |             |                       | 62              | 72~                 | PP80JP**            |                                       |
| 8"             | 2-1/2"      | 2-3/4"     | 1100          | 1-15/16"  | Maroon/Gray                   |                                      |             |                       |                 |                     | 58                  | PP80KM85                              |
|                |             | 3/4"       |               |           |                               | 93                                   |             |                       |                 |                     |                     |                                       |
|                |             | 1"         |               |           |                               | 23                                   | 89          |                       |                 | PP80KM**            |                     |                                       |
|                |             | 1-1/4"     |               |           |                               | 25                                   |             |                       | 58              |                     |                     |                                       |
| 8"             | 3"          | 3-1/4"     | 1150          | 1-15/16"  | Maroon/Gray                   |                                      |             |                       |                 |                     |                     | PP80LM85                              |
|                |             | 3/4"       |               |           |                               | 93                                   |             | 69                    |                 |                     |                     |                                       |
|                |             | 1"         |               |           |                               | 24                                   | R1          |                       | 58              | PP80LM**            |                     |                                       |
|                |             | 1-1/4"     |               |           |                               | 26                                   |             |                       |                 |                     |                     |                                       |
| 10"            | 1-1/2"      | 2-1/8"     | 700           | 1-3/8"    | T,I                           |                                      |             |                       |                 |                     |                     | PP10H+95                              |
|                |             | 1/2"       |               | 51, P1    |                               |                                      |             |                       |                 |                     |                     |                                       |
|                |             | 5/8"       |               | 52, P2    |                               |                                      |             |                       |                 | PP10H+**            |                     |                                       |
|                |             | 3/4"       |               | 53, P3    |                               |                                      |             |                       |                 |                     |                     |                                       |
| 10"            | 2-1/2"      | 2-3/4"     | 1200          | 1-15/16"  | Maroon/Gray                   |                                      |             |                       |                 |                     |                     | PP10KM85                              |
|                |             | 3/4"       |               |           |                               | 93                                   |             | 89                    |                 |                     |                     |                                       |
|                |             | 1"         |               |           |                               | 23                                   |             |                       | 58              | PP10KM**            |                     |                                       |
|                |             | 1-1/4"     |               |           |                               | 25                                   |             |                       |                 |                     |                     |                                       |
| 10"            | 3"          | 3-1/4"     | 1250          | 1-15/16"  | Maroon/Gray                   |                                      |             |                       |                 |                     |                     | PP10LM85                              |
|                |             | 3/4"       |               |           |                               | 93                                   |             | 69                    |                 |                     |                     |                                       |
|                |             | 1"         |               |           |                               | 24                                   | R1          |                       | 58              | PP10LM**            |                     |                                       |
|                |             | 1-1/4"     |               |           |                               | 26                                   |             |                       |                 |                     |                     |                                       |
| 12"            | 2-1/2"      | 2-3/4"     | 1400          | 1-15/16"  | Maroon/Gray                   |                                      |             |                       |                 |                     |                     | PP12KM85                              |
|                |             | 3/4"       |               |           |                               | 93                                   |             | 89                    |                 |                     |                     |                                       |
|                |             | 1"         |               |           |                               | 23                                   |             |                       | 58              | PP12KM**            |                     |                                       |
|                |             | 1-1/4"     |               |           |                               | 25                                   |             |                       |                 |                     |                     |                                       |
| 12"            | 3"          | 3-1/4"     | 1400          | 1-15/16"  | Maroon/Gray                   |                                      |             |                       |                 |                     |                     | PP12LM85                              |
|                |             | 3/4"       |               |           |                               | 93                                   |             | 69                    |                 |                     |                     |                                       |
|                |             | 1"         |               |           |                               | 24                                   | R1          |                       | 58              | PP12LM**            |                     |                                       |
|                |             | 1-1/4"     |               |           |                               | 26                                   |             |                       |                 |                     |                     |                                       |

~including Top Hats



# POLYON™

- Precision ball bearings and tapered roller bearings are available
- Polyurethane tread chemically bonded to cast iron core
- Temperature range: -40°F to +180°F
- Durometer Shore A 95 (+/-5)

PU50GB83



PU80JG04



PU80JV63



PU WHEELS • CAPACITY 4400

| Wheel Diameter | Tread Width | Hub Length | Load Capacity | Bore I.D. | Available Color tread/core(+) | Replace ** with desired bearing code |                        |                 | Part Number Replace + with Color Code |
|----------------|-------------|------------|---------------|-----------|-------------------------------|--------------------------------------|------------------------|-----------------|---------------------------------------|
|                |             |            |               |           |                               | Roller Bearing                       | Precision Ball Bearing | Delrin Bearings |                                       |
| 3"             | 1-1/4"      | 1-1/2"     | 800           | 1-3/16"   | Red/Silver                    |                                      |                        |                 | PU30GV84                              |
|                |             | 1-3/4"     |               | 1/2"      |                               | 92                                   |                        |                 | PU30GV92                              |
|                |             | 1-11/16"   |               | 3/4"      |                               | S3                                   |                        |                 | PU30GVS3                              |
| 3-1/4"         | 1-1/2"      | 1-5/8"     | 500           | 1-3/16"   | Green/Black                   |                                      |                        |                 | PU34HG84                              |
|                |             | 1-7/16"    |               | 1/2"      |                               | 92                                   | 6M                     | 56, 12          | PU34HG**                              |
|                |             |            |               | 5/8"      |                               | 01                                   |                        |                 |                                       |
|                |             |            |               | 3/4"      |                               | 03                                   |                        | 57, 11          |                                       |
| 3-1/2"         | 2"          | 2-3/16"    | 600           | 1-3/16"   | Green/Black                   |                                      |                        |                 | PU34JG84                              |
|                |             | 2-7/16"    |               | 1/2"      |                               | 92                                   | 60                     | 56, 12          | PU34JG**                              |
|                |             |            |               | 5/8"      |                               | 02                                   |                        |                 |                                       |
|                |             |            |               | 3/4"      |                               | 03                                   |                        | 57, 11          |                                       |
| 4"             | 1-1/4"      | 1-1/2"     | 500           | 1/2"      | Black                         |                                      |                        |                 | PU40GB83                              |
| 4"             | 1-1/2"      | 1-5/8"     | 670           | 1-3/16"   | G=Green/Black<br>V=Red/Silver |                                      |                        |                 | PU40H+84                              |
|                |             | 1-7/8"     |               | 1/2"      |                               | 92                                   | 6M                     | 56, 12          | PU40H**                               |
|                |             |            |               | 5/8"      |                               | 01                                   |                        |                 |                                       |
|                |             |            |               | 3/4"      |                               | 03                                   |                        | 57, 11          |                                       |
| 4"             | 2"          | 2-3/16"    | 800           | 1-3/16"   | G=Green/Black<br>V=Red/Silver |                                      |                        |                 | PU40J+84                              |
|                |             | 2-7/16"    |               | 1/2"      |                               | 92                                   |                        | 56, 12          | PU40J**                               |
|                |             |            |               | 5/8"      |                               | 02                                   |                        |                 |                                       |
|                |             |            |               | 3/4"      |                               | 04, 09                               |                        | 57, 11          |                                       |
| 4"             | 2"          | 2-7/16"    | 800           | 1/2"      | Red/Silver                    |                                      | 63                     |                 | PU40JV63                              |



| Wheel Diameter | Tread Width | Hub Length | Load Capacity | Bore I.D. | Available Color tread/core(+) | Replace ** with desired bearing code |                        |                 | Part Number<br>Replace + with Color Code |
|----------------|-------------|------------|---------------|-----------|-------------------------------|--------------------------------------|------------------------|-----------------|--|
|                |             |            |               |           |                               | Roller Bearing                       | Precision Ball Bearing | Delrin Bearings |  |
| 5"             | 1-1/4"      | 1-1/2"     | 700           | 1/2"      | Black                         |                                      |                        |                 | PU50GB83                                 |
| 5"             | 2"          | 1-5/8"     | 1100          | 1-3/16"   | G=Green/Black<br>V=Red/Silver |                                      |                        |                 | PU50H+84                                 |
|                |             | 1-7/8"     |               | 1/2"      |                               | 92                                   | 6M                     | 56, 12          | PU50J+**                                 |
|                |             |            |               | 5/8"      |                               | 01                                   |                        |                 |  |
|                |             |            |               | 3/4"      |                               | 03                                   |                        | 57, 11          |  |
| 5"             | 2-1/2"      | 2-3/4"     | 1400          | 1-15/16"  | Green/Black                   |                                      |                        |                 | PU50KG85                                 |
|                |             | 3"         |               | 3/4"      |                               | 93                                   | 89                     |                 | PU50KG**                                 |
|                |             |            |               | 1"        |                               | 23                                   |                        | 58              |  |
|                |             |            |               | 1-1/4"    |                               | 25                                   |                        |                 |  |
| 5"             | 3"          | 3-1/4"     | 1600          | 1-15/16"  | G=Green/Black<br>V=Red/Silver |                                      |                        |                 | PU50L+85                                 |
|                |             | 3-1/2"     |               | 3/4"      |                               | 93                                   | 69                     |                 | PU50L+**                                 |
|                |             |            |               | 1"        |                               | 24                                   |                        | 58              |  |
|                |             |            |               | 1-1/4"    |                               | 26                                   |                        |                 |  |
| 6"             | 1-1/2"      | 1-5/8"     | 800           | 1-3/16"   | G=Green/Black<br>V=Red/Silver |                                      |                        |                 | PU60H+84                                 |
|                |             | 1-7/8"     |               | 1/2"      |                               | 92                                   | 6M                     | 56, 12          | PU60H+**                                 |
|                |             |            |               | 5/8"      |                               | 01                                   |                        |                 |  |
|                |             |            |               | 3/4"      |                               | 03                                   |                        | 57, 11          |  |
| 6"             | 2"          | 2-3/16"    | 1200          | 1-3/16"   | G=Green/Black<br>V=Red/Silver |                                      |                        |                 | PU60J+84                                 |
|                |             | 2-7/16"    |               | 1/2"      |                               | 92                                   |                        | 56, 12          | PU60J+**                                 |
|                |             |            |               | 5/8"      |                               | 02                                   |                        |                 |  |
|                |             |            |               | 3/4"      |                               | 04, 09                               |                        | 57, 11          |  |
| 6"             | 2"          | 2-7/16"    | 1200          | 1/2"      | Red/Silver                    |                                      | 63~                    |                 | PU60JV63                                 |
| 6"             | 2"          | 2-1/4"     | 1200          | 1-7/16"   | Red/Silver                    |                                      |                        |                 | PU60JV87                                 |
|                |             |            |               | 3/4"      |                               | 07                                   |                        |                 | PU60JV07                                 |
|                |             |            |               | 1"        |                               | 22                                   |                        |                 | PU60JV22                                 |
|                |             |            |               |           |                               |                                      |                        |                 |  |
| 6"             | 2-1/2"      | 2-3/4"     | 1500          | 1-3/16"   | Red/Silver                    |                                      |                        |                 | PU60KV84                                 |
|                |             | 3"         |               | 1/2"      |                               | 92                                   |                        | 56              | PU60KV**                                 |
|                |             |            |               | 3/4"      |                               | 06                                   |                        | 57              |  |
|                |             |            |               |           |                               |                                      |                        |                 |  |
| 6"             | 2-1/2"      | 2-3/4"     | 1600          | 1-15/16"  | G=Green/Black<br>V=Red/Silver |                                      |                        |                 | PU60K+85                                 |
|                |             | 3"         |               | 3/4"      |                               | 93                                   | 89                     |                 | PU60K+**                                 |
|                |             |            |               | 1"        |                               | 23                                   |                        | 58              |  |
|                |             |            |               | 1-1/4"    |                               | 25                                   |                        |                 |  |
| 6"             | 2-1/2"      | 3-1/4"     | 1600          | 1-15/16"  | G=Green/Black<br>V=Red/Silver |                                      |                        |                 | PU60Q+85                                 |
|                |             | 3-1/2"     |               | 3/4"      |                               | 93                                   | 69                     |                 | PU60Q+**                                 |
|                |             |            |               | 1"        |                               | 24                                   | R1                     | 58              |  |
|                |             |            |               | 1-1/4"    |                               | 26                                   |                        |                 |  |
| 6"             | 3"          | 3-1/4"     | 2000          | 1-15/16"  | G=Green/Black<br>V=Red/Silver |                                      |                        |                 | PU60L+85                                 |
|                |             | 3-1/2"     |               | 3/4"      |                               | 93                                   | 69                     |                 | PU60LG**                                 |
|                |             |            |               | 1"        |                               | 24                                   | R1                     | 58              |  |
|                |             |            |               | 1-1/4"    |                               | 26                                   |                        |                 |  |
| 6"             | 3"          | 3-1/2"     | 2000          | 3/4"      | Green/Black                   |                                      | 65~                    |                 | PU60LG65                                 |





| Wheel Diameter | Tread Width | Hub Length | Load Capacity | Bore I.D. | Available Color tread/core(+) | Replace ** with desired bearing code |                        |                 | Part Number<br>Replace + with Color Code |          |          |
|----------------|-------------|------------|---------------|-----------|-------------------------------|--------------------------------------|------------------------|-----------------|--|----------|----------|
|                |             |            |               |           |                               | Roller Bearing                       | Precision Ball Bearing | Delrin Bearings |  |          |          |
| 8"             | 2"          | 2-3/16"    | 1400          | 1-3/16"   | G=Green/Black<br>V-Red/Silver |                                      |                        |                 | PU80J+84                                 |          |          |
|                |             | 2-7/16"    |               | 1/2"      |                               | 92                                   | 60                     | 56, 12          | PU80J+**                                 |          |          |
|                |             |            |               | 5/8"      |                               | 02                                   |                        |                 |  |          |          |
|                |             |            |               | 3/4"      |                               | 04, 09                               |                        | 57, 11          |  |          |          |
| 8"             | 2"          | 2-7/16"    | 1400          | 1/2"      | Red/Silver                    |                                      | 63~                    |                 | PU80JV63                                 |          |          |
| 8"             | 2"          | 2-1/4"     | 1400          | 1-7/16"   | Red/Silver                    |                                      |                        |                 |  | PU60JV87 |          |
|                |             |            |               | 3/4"      |                               | 07                                   |                        |                 | PU60JV07                                 |          |          |
|                |             |            |               | 1"        |                               | 22                                   |                        |                 | PU60JV22                                 |          |          |
| 8"             | 2-1/2"      | 2-3/4"     | 1600          | 1-3/16"   | Red/Silver                    |                                      |                        |                 |  | PU80KV84 |          |
|                |             | 3"         |               | 1/2"      |                               | 92                                   |                        | 56              | PU80KV**                                 |          |          |
|                |             |            |               | 3/4"      |                               | 06                                   |                        | 57              |  |          |          |
| 8"             | 2-1/2"      | 3"         | 2000          | 1-15/16"  | G=Green/Black<br>V-Red/Silver |                                      |                        |                 |  | PU80K+85 |          |
|                |             |            |               | 3/4"      |                               | 93                                   | 89                     |                 | PU80K+**                                 |          |          |
|                |             |            |               | 1"        |                               | 23                                   |                        | 58              |  |          |          |
|                |             |            |               | 1-1/4"    |                               | 25                                   |                        |                 |  |          |          |
| 8"             | 2-1/2"      | 3-1/4"     | 2000          | 1-15/16"  | G=Green/Black<br>V-Red/Silver |                                      |                        |                 |  | PU80Q+85 |          |
|                |             |            |               | 3/4"      |                               | 93                                   | 69                     |                 | PU80Q+**                                 |          |          |
|                |             |            |               | 1"        |                               | 24                                   | R1                     | 58              |  |          |          |
|                |             |            |               | 1-1/4"    |                               | 26                                   |                        |                 |  |          |          |
| 8"             | 3"          | 3-1/4"     | 2500          | 1-15/16"  | G=Green/Black<br>V-Red/Silver |                                      |                        |                 |  | PU80L+85 |          |
|                |             |            |               | 3/4"      |                               | 93                                   | 69                     |                 | PU80LG**                                 |          |          |
|                |             |            |               | 1"        |                               | 24                                   | R1                     | 58              |  |          |          |
| 8"             | 3"          | 3-1/2"     | 2500          | 3/4"      | Green/Black                   |                                      | 65~                    |                 |  | PU80LG65 |          |
|                |             |            |               | 3/4"      | Red/Silver                    |                                      | 65~                    |                 |  | PU80LV85 |          |
| 10"            | 2-1/2"      | 2-3/4"     | 1600          | 1-3/16"   | Red/Silver                    |                                      |                        |                 |  | PU10KV84 |          |
|                |             | 3"         |               | 1/2"      |                               | 92                                   |                        | 56              | PU10KV**                                 |          |          |
|                |             |            |               | 3/4"      |                               | 06                                   |                        | 57              |  |          |          |
| 10"            | 2-1/2"      | 3"         | 2200          | 1-15/16"  | G=Green/Black<br>V-Red/Silver |                                      |                        |                 |  | PU10K+85 |          |
|                |             |            |               | 3/4"      |                               |                                      |                        | 89              |  | PU10K+** |          |
|                |             |            |               | 1"        |                               | 23                                   |                        | 58              |  |          |          |
|                |             |            |               | 1-1/4"    |                               | 25                                   |                        |                 |  |          |          |
| 10"            | 2-1/2"      | 3-1/4"     | 2200          | 1-15/16"  | G=Green/Black<br>V-Red/Silver |                                      |                        |                 |  | PU10Q+85 |          |
|                |             |            |               | 3/4"      |                               |                                      |                        | 69              |  | PU10Q+** |          |
|                |             |            |               | 1"        |                               | 24                                   | R1                     | 58              |  |          |          |
|                |             |            |               | 1-1/4"    |                               | 26                                   |                        |                 |  |          |          |
| 10"            | 3"          | 3-1/2"     | 3000          | 1-15/16"  | G=Green/Black<br>V-Red/Silver |                                      |                        |                 |  | PU10L+85 |          |
|                |             |            |               | 3/4"      |                               |                                      |                        | 69              |  | PU10L+** |          |
|                |             |            |               | 1"        |                               | 24                                   | R1                     | 58              |  |          |          |
|                |             |            |               | 1-1/4"    |                               | 26                                   |                        |                 |  |          |          |
| 10"            | 3"          | 3-1/2"     | 3000          | 3/4"      | Green/Black                   |                                      | 65~                    |                 |  | PU10LG65 |          |
| 10"            | 4"          | 4-1/4"     | 3200          | 1-15/16"  | Red/Silver                    |                                      |                        |                 |  |          | PU10NV85 |
|                |             | 4-1/2"     |               | 1"        |                               | 35                                   |                        |                 |  | PU10NV35 |          |
| 12"            | 2-1/2"      | 2-3/4"     | 2500          | 1-15/16"  | G=Green/Black<br>V-Red/Silver |                                      |                        |                 |  |          | PU12K+85 |
|                |             | 3"         |               | 3/4"      |                               | 93                                   | 89                     |                 | PU12K+**                                 |          |          |
|                |             |            |               | 1"        |                               | 23                                   |                        | 58              |  |          |          |
|                |             |            |               | 1-1/4"    |                               | 25                                   |                        |                 |  |          |          |
| 12"            | 2-1/2"      | 3-1/4"     | 2500          | 1-15/16"  | G=Green/Black<br>V-Red/Silver |                                      |                        |                 |  |          | PU12Q+85 |
|                |             |            |               | 3/4"      |                               | 93                                   | 69                     |                 | PU12Q+**                                 |          |          |
|                |             |            |               | 1"        |                               | 24                                   | R1                     | 58              |  |          |          |
|                |             |            |               | 1-1/4"    |                               | 26                                   |                        |                 |  |          |          |
| 12"            | 3"          | 3-1/4"     | 3500          | 1-15/16"  | G=Green/Black<br>V-Red/Silver |                                      |                        |                 |  |          | PU12L+85 |
|                |             |            |               | 3/4"      |                               | 93                                   | 69                     |                 | PU12L+**                                 |          |          |
|                |             |            |               | 1"        |                               | 24                                   | R1                     | 58              |  |          |          |
|                |             |            |               | 1-1/4"    |                               | 26                                   |                        |                 |  |          |          |
| 12"            | 3"          | 3-1/2"     | 3500          | 3/4"      | Green/Black                   |                                      | 65~                    |                 |  | PU12LG65 |          |
| 16"            | 3"          | 3-1/4"     | 4400          | 1-15/16"  | Green/Black                   |                                      |                        |                 |  |          | PU16LG85 |
|                |             | 3-1/2"     |               | 3/4"      |                               | 92                                   | 69                     |                 | PU1+A18:J1326LG**                        |          |          |
|                |             |            |               | 1"        |                               | 24                                   | R1                     | 58              |  |          |          |
|                |             |            |               | 1-1/4"    |                               | 26                                   |                        |                 |  |          |          |

#92 & 93 Including Spanner  
~Including Top hats



# Welded Disc Polyurethane Wheels - Nickel Plated or Stainless Steel

- Attractive appearance while supporting greater load capacity and floor protection
- Polyurethane tire molded to fit permanently between two discs.
- Ball Bearings with precisely machined bearings raceway
- Temperature Range: -40°F to +180°F
- Standard color Blue tread
- Tread Hardness 95(+/-5)



| Wheel Diameter  | Wheel Width | Hub Length | Load Capacity | Bore I.D. | Part #   |
|---|-------------|------------|---------------|-----------|----------|
| 3-1/2"  | 1-1/4"      | 1-5/8"     | 250           | 3/8"      | UN35GLA3 |
| 4"  |             |            | 270           |           | UN40GLA3 |
| 5"  |             |            | 300           |           | UN50GLA3 |
| Welded Disc Polyurethane Wheels - Stainless Disc. Hub |             |            |               |           |          |
| Wheel Diameter  | Wheel Width | Hub Length | Load Capacity | Bore I.D. | Part #   |
| 4"  | 1-1/4"      | 1-5/8"     | 270           | 3/8"      | US40GLA3 |
| 5"  |             |            | 300           |           | US50GLA3 |

## ELITE WHEEL

- Solid Polyolefin core, mechanically and fully covered with Polyurethane
- Wheels with dual ball bearings
- Quiet with higher load rating
- Durometer Shore D 65



| Wheel Diameter | Tread Width | Hub Length | Load Capacity | Bore I.D. | Part Number |
|----------------|-------------|------------|---------------|-----------|-------------|
| 3"             | 1-1/4"      | 1-9/16"    | 450           | 3/8"      | ET30GL42    |
| 4              | 1-1/4"      | 1-9/16"    | 475           | 3/8"      | ET40GL42    |
| 5              | 1-1/4"      | 1-9/16"    | 475           | 3/8"      | ET50GL42    |



## Crystal Polyurethane

- Unique appearance with excellent shock absorption
- Wheels with dual precision bearings
- Hardness Shore A 80 - 85



| Wheel Diameter | Tread Width | Hub Length | Load Capacity | Bore I.D. | Fit on Caster Series | Part Number Replace + with Color Code |
|----------------|-------------|------------|---------------|-----------|----------------------|---------------------------------------|
| 2"             | 13/16"      | 13/16"     | 80            | 5/16"     | FH                   | CL0502288CG                           |
| 3"             | 7/8"        | 1-11/64"   | 120           | 5/16"     | 8A,09, FH            | CL0762488CG                           |
| 4"             | 7/8"        | 1-31/32"   | 140           | 5/16"     | 8A,09                | CL1002488CG                           |

## Ergo-Elastomer™

- Non-Marking and high-performance polyurethane tread mechanically casted to polyolefin core
- Dual precision bearings enhance its performance.
- Durometer Shore A 80 - 85
- Bright Orange tread
- NSF Listed



| Wheel Diameter | Tread Width | Hub Length | Load Capacity | Bore I.D. | Part Number Replace + with Color Code |
|----------------|-------------|------------|---------------|-----------|---------------------------------------|
| 3"             | 1-1/4"      | 1-5/8"     | 300           | 3/8"      | EU30GOD0                              |
| 4"             | 1-1/4"      | 1-5/8"     | 350           | 3/8"      | EU40GOD0                              |
| 5"             | 1-1/4"      | 1-5/8"     | 375           | 3/8"      | EU50GOD0                              |

CL, EU WHEELS • CAPACITY 375



# POLYMADIC™

- High performance UV resistant polyurethane mechanically locked to polyolefin core
- 1-1/4" wide wheels are maroon tread on gray core, w/dual row annular ball bearings
- Temperature range -20° F to +180° F
- Durometer: Shore D 60 (+/- 5)

PM80JM92



PM WHEELS • CAPACITY 1000

| Wheel Diameter | Tread Width | Hub Length | Load Capacity | Bore I.D. | Available Color                  | Replace ** with desired bearing code |                    |                         |                       |                           |                    | Part Number<br>Replace +<br>with Color<br>Code |  |
|----------------|-------------|------------|---------------|-----------|----------------------------------|--------------------------------------|--------------------|-------------------------|-----------------------|---------------------------|--------------------|--|--|
|                |             |            |               |           |                                  | Dual Row<br>Annular BB               | Roller<br>Bearings | S.S. Roller<br>Bearings | Precision<br>Bearings | S.S.Precision<br>Bearings | Delrin<br>Bearings |  |  |
| 3"             | 1-13/16"    | 2"         | 350           | 1/2"      | Maroon/Gray                      |                                      |                    |                         | 62                    |                           |                    | PM30IM62                                       |  |
|                | 1-1/4"      | 1-9/16"    | 300           | 3/8"      |                                  | 43                                   |                    |                         |                       |                           |                    | PM30GM43                                       |  |
|                |             |            |               | 1/2"      |                                  |                                      |                    |                         |                       | 5A                        | PM30GM5A           |  |  |
| 3-1/2"         | 1-1/4"      | 1-9/16"    | 270           | 3/8"      | Maroon/Gray                      | 43                                   |                    |                         |                       |                           |                    | PM35GM43                                       |  |
|                |             |            |               | 1/2"      |                                  |                                      |                    |                         |                       | 5A                        | PM35GM5A           |  |  |
| 4"             | 1-1/4"      | 1-9/16"    | 350           | 3/8"      | Maroon/Gray                      | 43                                   |                    |                         |                       |                           |                    | PM40GM43                                       |  |
|                |             |            |               | 1/2"      |                                  |                                      |                    |                         |                       | 5A                        | PM40GM5A           |  |  |
| 5"             | 1-1/4"      | 1-9/16"    | 350           | 3/8"      | Maroon/Gray                      | 43                                   |                    |                         |                       |                           |                    | PM50GM43                                       |  |
|                |             |            |               | 1/2"      |                                  |                                      |                    |                         |                       | 5A                        | PM50GM5A           |  |  |
| 4"             | 2"          | 2-3/16"    | 600           | 1-3/16"   | I=Gray/Gray<br>M=Maroon/<br>Gray |                                      |                    |                         |                       |                           |                    | PM40J+84                                       |  |
|                |             | 2-7/16"    |               | 1/2"      |                                  | 48                                   | 92                 | 9S                      | 60, 62                | 6S                        | 56, 12             | PM40J+**                                       |  |
|                |             |            |               | 5/8"      |                                  |                                      | 02                 |                         |                       |                           |                    |  |  |
|                |             |            |               | 3/4"      |                                  |                                      | 04, 09             | 05                      |                       |                           | 57, 11             |  |  |
| 5"             | 2"          | 2-3/16"    | 750           | 1-3/16"   | I=Gray/Gray<br>M=Maroon/<br>Gray | 48                                   |                    |                         |                       |                           |                    | PM50J+84                                       |  |
|                |             | 2-7/16"    |               | 1/2"      |                                  |                                      | 92                 | 9S                      | 60, 62                | 6S                        | 56, 12             | PM50J+**                                       |  |
|                |             |            |               | 5/8"      |                                  |                                      | 02                 |                         |                       |                           |                    |  |  |
|                |             |            |               | 3/4"      |                                  |                                      | 04, 09             | 05                      |                       |                           | 57, 11             |  |  |
| 6"             | 2"          | 2-3/16"    | 900           | 1-3/16"   | I=Gray/Gray<br>M=Maroon/<br>Gray | 48                                   |                    |                         |                       |                           |                    | PM60J+84                                       |  |
|                |             | 2-7/16"    |               | 1/2"      |                                  |                                      | 92                 | 9S                      | 60, 62                | 6S                        | 56, 12             | PM60J+**                                       |  |
|                |             |            |               | 5/8"      |                                  |                                      | 02                 |                         |                       |                           |                    |  |  |
|                |             |            |               | 3/4"      |                                  |                                      | 04, 09             | 05                      |                       |                           | 57, 11             |  |  |
| 8"             | 2"          | 2-3/16"    | 1000          | 1-3/16"   | I=Gray/Gray<br>M=Maroon/<br>Gray | 48                                   |                    |                         |                       |                           |                    | PM80J+84                                       |  |
|                |             | 2-7/16"    |               | 1/2"      |                                  |                                      | 92                 | 9S                      | 60, 62                | 6S                        | 56, 12             | PM80J+**                                       |  |
|                |             |            |               | 5/8"      |                                  |                                      | 02                 |                         |                       |                           |                    |  |  |
|                |             |            |               | 3/4"      |                                  |                                      | 04, 09             | 05                      |                       |                           | 57, 11             |  |  |



# POLYON-C

- Slight crowned tread mechanically bonded to an aluminum center
- Temperature range: -40°F to +180°F
- Durometer: Shore A 95
- Quiet in operation
- Color: Blue

PR WHEELS • CAPACITY 1200

PR60JL04

PR50JL04



| Wheel Diameter | Tread Width | Hub Length | Load Capacity | Bore I.D. | Available Color | Replace ** with desired bearing code |                 |                      |                    |                        |                 | Part Number Replace + with Color Code |
|----------------|-------------|------------|---------------|-----------|-----------------|--------------------------------------|-----------------|----------------------|--------------------|------------------------|-----------------|---------------------------------------|
|                |             |            |               |           |                 | Dual Row Annular BB                  | Roller Bearings | S.S. Roller Bearings | Precision Bearings | S.S.Precision Bearings | Delrin Bearings |                                       |
| 5"             | 2"          | 2-3/16"    | 900           | 1-3/16"   |                 |                                      |                 |                      |                    |                        |                 | PR50JL84                              |
|                |             | 2-7/16"    |               | 1/2"      |                 | 48                                   | 92              | 9S                   | 60                 | 6S                     | 56, 12          | PR50JL**                              |
|                |             |            |               | 5/8"      |                 |                                      | 02              |                      |                    |                        |                 |                                       |
|                |             |            |               | 3/4"      |                 |                                      | 04, 09          | 05                   |                    |                        |                 |                                       |
| 6"             | 2"          | 2-3/16"    | 1200          | 1-3/16"   |                 |                                      |                 |                      |                    |                        |                 | PR60JL84                              |
|                |             | 2-7/16"    |               | 1/2"      |                 | 48                                   | 92              | 9S                   | 60                 | 6S                     | 56, 12          | PR60JL**                              |
|                |             |            |               | 5/8"      |                 |                                      | 02              |                      |                    |                        |                 |                                       |
|                |             |            |               | 3/4"      |                 |                                      | 04, 09          | 05                   |                    |                        |                 |                                       |

NOTES

# NEO-ENERGIZER WHEEL

- Highly resistant to wax, oil, grease, cleaning compounds, weather and ozone
- Will reject debris, roll over screws, metal or glass fragments and resin pellets
- Temperature range 300° F for 20 minutes, 175° F for one hour
- Non-Marking, Excellent for all floor surfaces
- Excellent mobility and wear resistance
- Durometer Shore A 61 (+/- 2)
- Neoprene Rubber Tread

EN WHEELS • CAPACITY 1400



| Wheel Diameter | Tread Width | Hub Length | Load Capacity | Bore I.D. | Replace ** with desired bearing code |                      |                 |                      |                           |            | Part Number |
|----------------|-------------|------------|---------------|-----------|--------------------------------------|----------------------|-----------------|----------------------|---------------------------|------------|-------------|
|                |             |            |               |           | Roller Bearings                      | Stainless Roller BRG | Sealed Ball BRG | Sealed Pre. Ball BRG | Stainless Sealed Ball BRG | Bronze BRG |             |
| 2-1/2"         | 1-3/8"      | 1-1/4"     | 175           | 1-1/8"    |                                      |                      |                 |                      |                           |            | EN25VB98    |
|                |             | 1-41/64"   |               | 3/8"      |                                      |                      | 2P              |                      | 2S                        |            | EN25VB**    |
| 3"             | 1-3/8"      | 1-1/4"     | 225           | 1-1/8"    |                                      |                      |                 |                      |                           |            | EN30VB98    |
|                |             | 1-41/64"   |               | 3/8"      |                                      |                      | 2P              |                      | 2S                        |            | EN30VG**    |
| 5"             | 1-3/8"      | 1-1/4"     | 275           | 1-1/8"    |                                      |                      |                 |                      |                           |            | EN50VB98    |
|                |             | 1-41/64"   |               | 3/8"      |                                      |                      | 2P              |                      | 2S                        |            | EN50VG**    |
| 4"             | 2"          | 2-3/16"    | 500           | 1-3/16"   |                                      |                      |                 |                      |                           |            | EN40JB84    |
|                |             | 2-7/16"    |               | 1/2"      | 92                                   |                      | 60              |                      | 6S                        |            | EN40JB**    |
|                |             |            |               | 5/8"      | 02                                   |                      |                 |                      |                           |            |             |
|                |             |            |               | 3/4"      | 04, 09                               | 05                   |                 |                      |                           | B1, B7     |             |
| 5"             | 2"          | 2-3/16"    | 550           | 1-3/16"   |                                      |                      |                 |                      |                           |            | EN50JB84    |
|                |             | 2-7/16"    |               | 1/2"      | 92                                   |                      | 60              |                      | 6S                        |            | EN50JB**    |
|                |             |            |               | 5/8"      | 02                                   |                      |                 |                      |                           |            |             |
|                |             |            |               | 3/4"      | 04, 09                               | 05                   |                 |                      |                           | B1, B7     |             |
| 6"             | 2"          | 2-3/16"    | 600           | 1-3/16"   |                                      |                      |                 |                      |                           |            | EN60JB84    |
|                |             | 2-7/16"    |               | 1/2"      | 92                                   |                      | 60              | 64"                  | 6S                        |            | EN60JB**    |
|                |             |            |               | 5/8"      | 02                                   |                      |                 |                      |                           |            |             |
|                |             |            |               | 3/4"      | 04, 09                               | 05                   |                 |                      |                           | B1, B7     |             |
| 8              | 2           | 2-3/16"    | 700           | 1-3/16"   |                                      |                      |                 |                      |                           |            | EN80JB84    |
|                |             | 2-7/16"    |               | 1/2"      | 92                                   |                      | 60              | 64"                  | 6S                        |            | EN80JB**    |
|                |             |            |               | 5/8"      | 02                                   |                      |                 |                      |                           |            |             |
|                |             |            |               | 3/4"      | 04, 09                               | 05                   |                 |                      |                           | B1, B7     |             |
| 8              | 2-1/2       | 3"         | 1400          | 3/4"      |                                      |                      |                 | 65"                  |                           | EN80KB65   |             |

\*Includes top hats



## Ergo Blue Rubber Wheel

- Made of copolymer rubber with excellent elastic properties
- Superior abrasion resistance, low coefficient of friction
- Non-marking blue



| Wheel Diameter | Tread Width | Hub Length | Load Capacity | Bore I.D. | Replace ** with desired bearing code |                |                         | Part Number |
|----------------|-------------|------------|---------------|-----------|--------------------------------------|----------------|-------------------------|-------------|
|                |             |            |               |           | Precision Ball BRG                   | Roller Bearing | Stainless Pre. Ball BRG |             |
| 4"             | 1-1/4"      | 1-9/16"    | 350           | 3/8"      |                                      | 4R             |                         | BL40GL4R    |
| 5"             | 1-1/4"      | 1-9/16"    | 400           | 3/8"      |                                      | 4R             |                         | BL50GL4R    |
| 4              | 2           | 2-7/16     | 400           | 1/2"      | 63 <sup>-</sup>                      |                | 72                      | BL40JL**    |
| 5              | 2           | 2-7/16     | 500           | 1/2"      | 63 <sup>-</sup>                      |                | 72                      | BL50JL**    |
| 6              | 2           | 2-7/16     | 600           | 1/2"      | 63 <sup>-</sup>                      |                | 72                      | BL60JL**    |
| 8              | 2           | 2-7/16     | 700           | 1/2"      | 63 <sup>-</sup>                      |                | 72                      | BL80JL**    |

<sup>-</sup>Includes the top hats.

## DURA-CUSHION™ WHEEL

- Combining with different options of bearings for minimum surface friction
- High Quality, balloon cushion tread molded on aluminum core
- Temperature range -40°F to 180°F
- Black and gray tread available
- Durometer Shore A 65 (+/- 5)
- Easy rolling over debris



| Wheel Diameter | Tread Width | Hub Length | Load Capacity | Bore I.D. | Available Color (+) | Replace ** with desired bearing code |          |            |            | Part Number |
|----------------|-------------|------------|---------------|-----------|---------------------|--------------------------------------|----------|------------|------------|-------------|
|                |             |            |               |           |                     | Precision Ball BRG                   | Ball BRG | Roller BRG | Delrin BRG |             |
| 6"             | 2"          | 2-3/16"    | 650           | 1-3/16"   | X=Gray Z=Black      |                                      |          |            |            | BC60J+84    |
|                |             | 2-1/8"     |               |           |                     |                                      |          |            | BC60J+95   |             |
|                |             | 2-1/4"     |               | 1/2"      |                     |                                      | 51, P1   |            | BC60J+**   |             |
|                |             |            |               | 5/8"      |                     |                                      | 52, P2   |            |            |             |
|                |             |            |               | 3/4"      |                     |                                      | 53, P3   |            |            |             |
|                |             | 2-7/16"    |               | 1/2"      |                     | 63 <sup>-</sup>                      | 92       | 56, 12     |            |             |
|                |             |            |               | 5/8"      |                     |                                      | 02       |            |            |             |
|                |             |            |               | 3/4"      |                     |                                      | 04, 09   | 57, 11     |            |             |
|                |             |            |               |           |                     |                                      |          |            |            |             |
| 8"             | 2"          | 2-3/16"    | 700           | 1-3/16"   | X=Gray Z=Black      |                                      |          |            |            | BC80J+84    |
|                |             | 2-1/8"     |               |           |                     |                                      |          |            | BC80J+95   |             |
|                |             | 2-1/4"     |               | 1/2"      |                     |                                      | 51, P1   |            | BC80J+**   |             |
|                |             |            |               | 5/8"      |                     |                                      | 52, P2   |            |            |             |
|                |             |            |               | 3/4"      |                     |                                      | 53, P3   |            |            |             |
|                |             | 2-7/16"    |               | 1/2"      |                     | 63 <sup>-</sup>                      | 92       | 56, 12     |            |             |
|                |             |            |               | 5/8"      |                     |                                      | 02       |            |            |             |
|                |             |            |               | 3/4"      |                     |                                      | 04, 09   | 57, 11     |            |             |
|                |             |            |               |           |                     |                                      |          |            |            |             |

<sup>-</sup>Includes top hats.

92 includes spanners.



# RUBBER ON ALUMINUM WHEEL

- Strong, attractive appearance and lightweight
- Temperature range: -40° F to +160° F
- Gray tread for 1-1/4" wide wheels
- Durometer: Shore A 80(+/- 5)



| Wheel Diameter | Tread Width | Hub Length | Load Capacity | Bore I.D. | Tread Color        | Replace ** with desired bearings code |                 |                 |                      |            | Part Number |
|----------------|-------------|------------|---------------|-----------|--------------------|---------------------------------------|-----------------|-----------------|----------------------|------------|-------------|
|                |             |            |               |           |                    | Ball BRG                              | Sealed Ball BRG | Roller BRG      | Stainless Roller BRG | Delrin BRG |             |
| 3.5"           | 1-1/4"      | 1-9/16"    | 300           | 3/8"      | Gray               | 43                                    |                 |                 |                      |            | RA35GI43    |
| 4"             | 1-1/4"      | 1-9/16"    | 300           | 3/8"      | Gray               | 43                                    |                 |                 |                      |            | RA40GI43    |
| 5"             | 1-1/4"      | 1-9/16"    | 325           | 3/8"      | Gray               | 43                                    |                 |                 |                      |            | RA50GI43    |
| 4"             | 2"          | 2-3/16"    | 400           | 1-3/16"   | Black              |                                       |                 |                 |                      |            | RA40JB84    |
|                |             | 1/2"       |               |           |                    | 60                                    | 92 <sup>~</sup> | 56, 12          | RA40JB**             |            |             |
|                |             | 5/8"       |               |           |                    |                                       | 02              |                 |                      |            |             |
|                |             | 3/4"       |               |           |                    | 04, 09                                | 05              | 57, 11          |                      |            |             |
| 5"             | 2"          | 2-3/16"    | 500           | 1-3/16"   | B=Black<br>I=Gray  |                                       |                 |                 |                      |            | RA50J+84    |
|                |             | 1/2"       |               |           |                    | 60                                    | 92              | 56, 12          | RA50J+**             |            |             |
|                |             | 5/8"       |               |           |                    |                                       | 02              |                 |                      |            |             |
|                |             | 3/4"       |               |           |                    | 04, 09                                | 05              | 57, 11          |                      |            |             |
| 5"             | 2"          | 1-1/2"     | 500           | 1-3/8"    | Black,<br>Offset   |                                       |                 |                 |                      |            | RA50JO95    |
|                |             | 1/2"       |               | 51        |                    | P1                                    |                 |                 | RA50JO**             |            |             |
|                |             | 5/8"       |               | 52        |                    | P2                                    |                 |                 |                      |            |             |
|                |             | 3/4"       |               | 53        |                    | P3                                    |                 |                 |                      |            |             |
| 6"             | 2"          | 2-3/16"    | 550           | 1-3/16"   | Black              |                                       |                 |                 |                      |            | RA60JB84    |
|                |             | 1/2"       |               |           |                    | 60                                    | 92 <sup>~</sup> | 56, 12          | RA60JB**             |            |             |
|                |             | 5/8"       |               |           |                    |                                       | 02              |                 |                      |            |             |
|                |             | 3/4"       |               |           |                    | 04, 09                                | 05              | 57, 11          |                      |            |             |
| 6"             | 2"          | 1-1/2"     | 550           | 1-3/8"    | Black,<br>Offset   |                                       |                 |                 |                      |            | RA60JO95    |
|                |             | 1/2"       |               | 51        |                    | P1                                    |                 |                 | RA60JO**             |            |             |
|                |             | 5/8"       |               | 52        |                    | P2                                    |                 |                 |                      |            |             |
|                |             | 3/4"       |               | 53        |                    | P3                                    |                 |                 |                      |            |             |
| 8"             | 1-1/2"      | 1-11/16"   | 500           | 1-3/8"    | Black,<br>Offset   |                                       |                 |                 |                      |            | RA80HB95    |
|                |             | 1/2"       |               | 51        |                    | P1                                    |                 |                 | RA80HB**             |            |             |
|                |             | 5/8"       |               | 52        |                    | P2                                    |                 |                 |                      |            |             |
|                |             | 3/4"       |               | 53        |                    | P3                                    |                 |                 |                      |            |             |
| 8"             | 1-5/8"      | 1-13/16"   | 500           | 1-3/8"    | Black,<br>Centered |                                       |                 |                 |                      |            | RA80PB95    |
|                |             | 1/2"       |               | 51        |                    | P1                                    |                 |                 | RA80PB**             |            |             |
|                |             | 5/8"       |               | 52        |                    | P2                                    |                 |                 |                      |            |             |
|                |             | 3/4"       |               | 53        |                    | P3                                    |                 |                 |                      |            |             |
| 8"             | 2"          | 2-3/16"    | 600           | 1-3/16"   | B=Black<br>I=Gray  |                                       |                 |                 |                      |            | RA80J+84    |
|                |             | 1/2"       |               |           |                    | 60                                    | 92 <sup>~</sup> | 56, 12          | RA80J+**             |            |             |
|                |             | 5/8"       |               |           |                    |                                       | 02              |                 |                      |            |             |
|                |             | 3/4"       |               |           |                    | 04, 09                                | 05              | 57, 11          |                      |            |             |
| 10"            | 2"          | 2-1/8"     | 600           | 1-3/8"    | Black              |                                       |                 |                 |                      |            | RA10JB95    |
|                |             | 1/2"       |               | 51        |                    | P1                                    |                 |                 | RA10JB**             |            |             |
|                |             | 5/8"       |               | 52        |                    | P2                                    |                 |                 |                      |            |             |
|                |             | 3/4"       |               | 53        |                    | P3                                    |                 |                 |                      |            |             |
| 10"            | 2-1/2"      | 2-7/8"     | 800           | 1"        | Black              |                                       | 651             |                 |                      |            | RA10KB651   |
| 10"            | 4"          | 4-1/4"     | 900           | 1-15/16"  | Black              |                                       |                 |                 |                      |            | RA10NB85    |
|                |             |            |               | 3/4"      |                    |                                       |                 | 92 <sup>~</sup> |                      | RA10NB92   |             |
|                |             |            |               | 1"        |                    |                                       |                 | 35              |                      | RA10NB35   |             |
|                |             |            |               | 1-1/4"    |                    |                                       |                 | 37              |                      | RA10NB37   |             |
| 12"            | 3"          | 3-1/4"     | 1000          | 1-15/16"  | Gray               |                                       |                 |                 |                      | 58         | RA12LI85    |
|                |             |            |               | 3/4"      |                    |                                       | 69              |                 |                      | RA12LI**   |             |
|                |             |            |               | 1"        |                    |                                       |                 | 24              | 41                   |            |             |
|                |             |            |               | 1-1/4"    |                    |                                       |                 | 26              |                      |            |             |

<sup>~</sup>92 includes the spanner.

RA WHEELS • CAPACITY 900





# SURPREME RUBBER

- Variety of bearing options for optimal performance at different applications
- Supreme rubber tread with a tensile strength of 1200 to 1400 PSI
- Extreme heavy duty solid cast iron core
- Best option for power towing applications
- Temperature range: -40°F to +180° F
- Durometer: Shore A 75(+/- 5)

RH WHEELS • CAPACITY 1500



| Wheel Diameter | Tread Width | Hub Length | Load Capacity | Bore I.D. | Replace ** with desired bearings code |                    |            |            | Part Number |
|----------------|-------------|------------|---------------|-----------|---------------------------------------|--------------------|------------|------------|-------------|
|                |             |            |               |           | Sealed Ball BRG                       | Tapered Roller BRG | Roller BRG | Bronze BRG |             |
| 6"             | 2"          | 2-3/16"    | 800           | 1-3/16"   |                                       |                    |            |            | RH60JS84    |
|                |             | 2-7/16"    |               | 1/2"      | 60                                    |                    | 92         |            | RH60JS**    |
|                |             |            |               | 5/8"      |                                       |                    | 02         |            |             |
|                |             |            |               | 3/4"      |                                       |                    | 04, 09     | B1, B7     |             |
| 8"             | 2"          | 2-3/16"    | 850           | 1-3/16"   |                                       |                    |            |            | RH80JS84    |
|                |             | 2-7/16"    |               | 1/2"      | 60, 63 <sup>~</sup>                   |                    | 92         |            | RH80JS**    |
|                |             |            |               | 5/8"      |                                       |                    | 02         |            |             |
|                |             |            |               | 3/4"      |                                       |                    | 04, 09     | B1, B7     |             |
| 8"             | 3"          | 3-1/4"     | 1000          | 1-15/16"  |                                       |                    |            |            | RH80LS85    |
|                |             | 3-1/2"     |               | 3/4"      | 65 <sup>~</sup>                       | 70                 | 93         |            | RH80LS**    |
|                |             |            |               | 1"        |                                       |                    | 24         | 78         |             |
|                |             |            |               | 1-1/4"    |                                       |                    | 26         |            |             |
| 10"            | 3"          | 3-1/4"     | 1300          | 1-15/16"  |                                       |                    |            |            | RH80LS85    |
|                |             | 3-1/2"     |               | 3/4"      | 69                                    | 70                 | 93         |            | RH80LS**    |
|                |             |            |               | 1"        | 651                                   | 71                 | 24         | 78         |             |
|                |             |            |               | 1-1/4"    |                                       |                    | 26         |            |             |
| 12"            | 3"          | 3-1/2"     | 1400          | 3/4"      |                                       | 70                 |            |            | RH80LS70    |
|                |             | 3-1/2"     |               | 1"        | 651                                   | 71                 |            |            | RH80LS**    |
| 12"            | 3-1/2"      | 4-1/2"     | 1500          | 1-1/4"    |                                       | 71                 |            |            | RH12MB**    |

<sup>~</sup>includes top hats.

92 & 93 includes spanner.

# MOLD-ON RUBBER

- Vulcanized rubber tread on cast iron core
- Temperature range: -40° F to +180° F
- Durometer: Shore A 80 (+/- 5)



| Wheel Diameter | Tread Width | Hub Length | Load Capacity | Hub Design Type | Bore I.D. | Replace ** with desired bearings code |            |                 |            | Part Number |
|----------------|-------------|------------|---------------|-----------------|-----------|---------------------------------------|------------|-----------------|------------|-------------|
|                |             |            |               |                 |           | Roller BRG                            | Delrin BRG | Sealed Ball BRG | Bronze BRG |             |
| 4"             | 1-1/2"      | 1-5/8"     | 350           | C               | 1-3/16"   |                                       |            |                 |            | RS40HB84    |
|                |             | 1-7/8"     |               |                 | 1/2"      | 92                                    | 56, 12     |                 |            | RS40HG**    |
|                |             |            |               |                 | 5/8"      | 01                                    |            | 6M              |            |             |
|                |             |            |               |                 | 3/4"      | 03                                    | 57, 11     |                 |            |             |
| 4"             | 2"          | 2-3/16"    | 400           | C               | 1-3/16"   |                                       |            |                 |            | RS40JB84    |
|                |             | 2-7/16"    |               |                 | 1/2"      | 92                                    | 56, 12     | 60              |            | RS40JB**    |
|                |             |            |               |                 | 5/8"      | 02                                    |            |                 |            |             |
|                |             |            |               |                 | 3/4"      | 04, 09                                | 57, 11     |                 | B1, B5     |             |
| 5"             | 1-1/2"      | 1-5/8"     | 350           | C3              | 1-3/16"   |                                       |            |                 |            | RS50HB84    |
|                |             | 1-7/8"     |               |                 | 1/2"      | 92                                    | 56, 12     | 6M              |            | RS50HG**    |
|                |             |            |               |                 | 5/8"      | 01                                    |            |                 |            |             |
|                |             |            |               |                 | 3/4"      | 03                                    | 57, 11     |                 |            |             |
| 5"             | 2"          | 2-3/16"    | 400           | S3              | 1-3/16"   |                                       |            |                 |            | RS50JB84    |
|                |             | 2-7/16"    |               |                 | 1/2"      | 92                                    | 56, 12     | 60              |            | RS50JB**    |
|                |             |            |               |                 | 5/8"      | 02                                    |            |                 |            |             |
|                |             |            |               |                 | 3/4"      | 04, 09                                | 57, 11     |                 | B1, B5     |             |
| 6"             | 1-1/2"      | 1-5/8"     | 350           | S3              | 1-3/16"   |                                       |            |                 |            | RS60HB84    |
|                |             | 1-7/8"     |               |                 | 1/2"      | 92                                    | 56, 12     | 6M              |            | RS60HG**    |
|                |             |            |               |                 | 5/8"      | 01                                    |            |                 |            |             |
|                |             |            |               |                 | 3/4"      | 03                                    | 57, 11     |                 |            |             |
| 6"             | 2"          | 2-3/16"    | 550           | S3              | 1-3/16"   |                                       |            |                 |            | RS60JB84    |
|                |             | 2-7/16"    |               |                 | 1/2"      | 92                                    | 56, 12     | 60              |            | RS60JB**    |
|                |             |            |               |                 | 5/8"      | 02                                    |            |                 |            |             |
|                |             |            |               |                 | 3/4"      | 04, 09                                | 57, 11     |                 | B1, B5     |             |
| 6"             | 2-1/2"      | 2-3/4"     | 600           | C3              | 1-3/16"   |                                       |            |                 |            | RS60KB84    |
|                |             | 3"         |               |                 | 1/2"      | 92                                    |            |                 |            | RS60KB92    |
|                |             |            |               |                 | 3/4"      | 06                                    |            |                 |            | RS60KB06    |
| 6"             | 2-1/2"      | 2-3/4"     | 700           | S3              | 1-15/16"  |                                       |            |                 |            | RS60KB85    |
|                |             | 3"         |               |                 | 3/4"      | 93                                    |            | 89              |            | RS60KB**    |
|                |             |            |               |                 | 1"        | 23                                    |            |                 | B7         |             |
|                |             |            |               |                 | 1-1/4"    | 25                                    |            |                 |            |             |
| 6"             | 2-1/2"      | 3-1/4"     | 700           | C3              | 1-15/16"  |                                       |            |                 |            | RS60QB85    |
|                |             | 3-1/2"     |               |                 | 3/4"      | 93                                    |            | 69              |            | RS60QB**    |
|                |             |            |               |                 | 1"        | 24                                    | 58         | R1              | B8         |             |
|                |             |            |               |                 | 1-1/4"    | 26                                    |            |                 |            |             |
| 6"             | 3"          | 3-1/4"     | 750           | S3              | 1-15/16"  |                                       |            |                 |            | RS60LB85    |
|                |             | 3"         |               |                 | 3/4"      | 93                                    |            | 69              |            | RS60LB**    |
|                |             |            |               |                 | 1"        | 24                                    | 58         | R1              | B8         |             |
|                |             |            |               |                 | 1-1/4"    | 26                                    |            |                 |            |             |



| Wheel Diameter | Tread Width | Hub Length | Load Capacity | Hub Design Type | Bore I.D. | Replace ** with desired bearings code |            |                 |            | Part Number |          |
|----------------|-------------|------------|---------------|-----------------|-----------|---------------------------------------|------------|-----------------|------------|-------------|----------|
|                |             |            |               |                 |           | Roller BRG                            | Delrin BRG | Sealed Ball BRG | Bronze BRG |             |          |
| 8"             | 2"          | 2-3/16"    | 600           | S4              | 1-3/16"   |                                       |            |                 |            | RS80JB84    |          |
|                |             | 2-7/16"    |               |                 | 1/2"      | 92                                    | 56, 12     | 60              |            | RS80JB**    |          |
|                |             |            |               |                 | 5/8"      | 02                                    |            |                 |            |             |          |
|                |             |            |               |                 | 3/4"      | 04, 09                                | 57, 11     |                 | B1, B7     |             |          |
| 8"             | 2"          | 2-7/16"    | 650           | S4              | 1-7/16"   |                                       |            |                 | RS80JB87   |             |          |
|                |             |            |               |                 | 7/8"      | 21                                    |            |                 | RS80JB21   |             |          |
| 8"             | 2-1/2"      | 2-3/4"     | 600           | C3              | 1-3/16"   |                                       |            |                 | RS80KB84   |             |          |
|                |             | 3"         |               |                 | 1/2"      | 92                                    |            |                 | RS80KB92   |             |          |
|                |             |            |               |                 | 3/4"      | 06                                    |            |                 | RS80KB06   |             |          |
| 8"             | 2-1/2"      | 2-3/4"     | 800           | S3              | 1-15/16"  |                                       |            |                 | RS80KB85   |             |          |
|                |             |            |               |                 | 3"        | 3/4"                                  | 93         |                 | 89         | RS80KB**    |          |
|                |             | 1"         |               |                 |           | 23                                    |            | 77              |            |             |          |
|                |             | 1-1/4"     |               |                 |           | 25                                    |            |                 | RS80KB25   |             |          |
| 8"             | 2-1/2"      | 3-1/4"     | 850           | C3              | 1-15/16"  |                                       |            |                 | RS80QB85   |             |          |
|                |             | 3-1/2"     |               |                 | 3/4"      | 93                                    |            | 69              | RS80QB**   |             |          |
|                |             |            |               |                 | 1"        | 24                                    | 58         | R1              |            | 78          |          |
|                |             |            |               |                 | 1-1/4"    | 26                                    |            |                 |            | RS80QB26    |          |
| 8"             | 3"          | 3-1/4"     | 900           | S3              | 1-15/16"  |                                       |            |                 | RS80LB85   |             |          |
|                |             |            |               |                 | 3"        | 3/4"                                  | 93         |                 | 69         | RS80LB**    |          |
|                |             |            |               |                 |           | 1"                                    | 24         | 58              | R1         |             | 78       |
|                |             |            |               |                 |           | 1-1/4"                                | 26         |                 |            |             | RS80LB26 |
| 10"            | 2"          | 2-3/16"    | 700           | S5              | 1-3/16"   |                                       |            |                 | RS10JB84   |             |          |
|                |             | 2-7/16"    |               |                 | 1/2"      | 92                                    | 56, 12     | 60              | RS10JB**   |             |          |
|                |             |            |               |                 | 5/8"      | 02                                    |            |                 |            |             |          |
|                |             |            |               |                 | 3/4"      | 04, 09                                | 57, 11     |                 |            | B1, B7      |          |
| 10"            | 2"          | 2-3/16"    | 750           | S5              | 1-7/16"   |                                       |            |                 | RS10JB87   |             |          |
|                |             |            |               |                 | 7/8"      | 21                                    |            |                 | RS10JB21   |             |          |
| 10"            | 2-1/2"      | 2-3/4"     | 1000          | S5              | 1-3/16"   |                                       |            |                 | RS10KB84   |             |          |
|                |             | 3"         |               |                 | 1/2"      | 92                                    |            |                 | RS80KB92   |             |          |
|                |             |            |               |                 | 3/4"      | 06                                    |            |                 | RS80KB06   |             |          |
| 10"            | 2-1/2"      | 2-3/4"     | 1000          | S5              | 1-15/16"  |                                       |            |                 | RS10KB85   |             |          |
|                |             |            |               |                 | 3"        | 3/4"                                  | 93         |                 | 89         | RS10KB**    |          |
|                |             | 1"         |               |                 |           | 23                                    |            | 77              |            |             |          |
|                |             | 1-1/4"     |               |                 |           | 25                                    |            |                 | RS10KB25   |             |          |
| 10"            | 2-1/2"      | 3-1/4"     | 1000          | S5              | 1-15/16"  |                                       |            |                 | RS10QB85   |             |          |
|                |             | 3-1/2"     |               |                 | 3/4"      | 93                                    |            | 69              | RS10QB**   |             |          |
|                |             |            |               |                 | 1"        | 24                                    | 58         | R1              |            | 78          |          |
|                |             |            |               |                 | 1-1/4"    | 26                                    |            |                 |            | RS10QB26    |          |
| 10"            | 3"          | 3-1/4"     | 1100          | S5              | 1-15/16"  |                                       |            |                 | RS10LB85   |             |          |
|                |             | 3-1/2"     |               |                 | 3/4"      | 93                                    |            | 69              | RS10LB**   |             |          |
|                |             |            |               |                 | 1"        | 24                                    | 58         | R1              |            | 78          |          |
|                |             |            |               |                 | 1-1/4"    | 26                                    |            |                 |            | RS10LB26    |          |
| 10"            | 4"          | 4-1/4"     | 1200          | S5              | 1-15/16"  |                                       |            |                 | RS10NB85   |             |          |
|                |             | 4-9/16"    |               |                 | 3/4"      | 93                                    |            |                 | RS10NB93   |             |          |
|                |             |            |               |                 | 1"        | 35                                    |            |                 | RS10NB35   |             |          |
|                |             |            |               |                 | 1-1/4"    | 37                                    |            |                 | RS10NB37   |             |          |
| 10"            | 4"          | 4-14"      | 1400          | S5              | 2-7/16"   |                                       |            |                 | RS10NB86   |             |          |
|                |             | 4-9/16"    |               |                 | 1"        | 94                                    |            |                 | RS10NB94   |             |          |
|                |             |            |               |                 | 1-1/4"    | 31                                    |            |                 | RS10NB31   |             |          |
|                |             |            |               |                 | 1-1/2"    | 33                                    |            |                 | RS10NB33   |             |          |



| Wheel Diameter | Tread Width | Hub Length | Load Capacity | Hub Design Type | Bore I.D. | Replace ** with desired bearings code |            |                 |            | Part Number |
|----------------|-------------|------------|---------------|-----------------|-----------|---------------------------------------|------------|-----------------|------------|-------------|
|                |             |            |               |                 |           | Roller BRG                            | Delrin BRG | Sealed Ball BRG | Bronze BRG |             |
| 12"            | 2.5"        | 2-3/4"     | 1000          | S5              | 1-3/16"   |                                       |            |                 |            | RS12KB84    |
|                |             | 3"         |               |                 | 1/2"      | 92                                    |            |                 |            | RS12KB92    |
|                |             |            |               |                 | 3/4"      | 06                                    |            |                 |            |             |
| 12"            | 2-1/2"      | 2-3/4"     | 1200          | S5              | 1-15/16"  |                                       |            |                 |            | RS12KB85    |
|                |             | 3"         |               |                 | 3/4"      | 93                                    |            | 89              |            | RS12KB**    |
|                |             |            |               |                 | 1"        | 23                                    |            | 77              |            |             |
|                |             |            |               |                 | 1-1/4"    | 25                                    |            |                 |            |             |
| 12"            | 2-1/2"      | 3-1/4"     | 1200          | S5              | 1-15/16"  |                                       |            |                 |            | RS12QB85    |
|                |             | 3-1/2"     |               |                 | 3/4"      | 93                                    |            | 69              |            | RS12QB**    |
|                |             |            |               |                 | 1"        | 24                                    | 58         | R1              | 78         |             |
|                |             |            |               |                 | 1-1/4"    | 26                                    |            |                 |            |             |
| 12"            | 3"          | 3-1/4"     | 1300          | S5              | 1-15/16"  |                                       |            |                 |            | RS12LB85    |
|                |             | 3-1/2"     |               |                 | 3/4"      | 93                                    |            | 69              |            | RS12LB**    |
|                |             |            |               |                 | 1"        | 24                                    | 58         | R1              | 78         |             |
|                |             |            |               |                 | 1-1/4"    | 26                                    |            |                 |            |             |
| 12"            | 3-1/2"      | 4"         | 1400          | C5              | 2-7/16"   |                                       |            |                 |            | RS12MB86    |
|                |             |            |               |                 | 1-1/4"    | 31                                    |            | 74              |            | RS12MB**    |
|                |             |            |               |                 | 1-1/2"    | 33                                    |            |                 |            | RS12MB33    |
| 12"            | 4"          | 4-1/4"     | 1500          | C5              | 2-7/16"   |                                       |            |                 |            | RS12NB86    |
|                |             |            |               |                 | 1-1/4"    | 31                                    |            |                 |            | RS12NB31    |
|                |             |            |               |                 | 1-1/2"    | 33                                    |            |                 |            | RS12NB33    |
| 12"            | 5"          | 5-1/4"     | 2100          | C5              | 2-7/16"   |                                       |            |                 |            | RS12OB86    |
|                |             |            |               |                 | 1-1/4"    | 32                                    |            |                 |            | RS12OB32    |
|                |             |            |               |                 | 1-1/2"    | 34                                    |            |                 |            | RS12OB314   |
| 14"            | 2-1/2"      | 2-3/4"     | 1200          | S6              | 1-15/16"  |                                       |            |                 |            | RS14KB85    |
|                |             | 3"         |               |                 | 3/4"      | 93                                    |            | 89              |            | RS14KB**    |
|                |             | 3"         |               |                 | 1"        | 23                                    |            | 77              |            |             |
|                |             | 3"         |               |                 | 1-1/4"    | 25                                    |            |                 |            | RS114KB25   |
| 14"            | 3"          | 3-1/4"     | 1300          | S6              | 1-15/16"  |                                       |            |                 |            | RS14LB85    |
|                |             | 3-1/2"     |               |                 | 3/4"      | 93                                    |            | 69              |            | RS14LB**    |
|                |             |            |               |                 | 1"        | 24                                    | 58         | R1              | 78         |             |
|                |             |            |               |                 | 1-1/4"    | 26                                    |            |                 |            |             |
| 16"            | 3"          | 3-1/4"     | 1500          | S6              | 1-15/16"  |                                       |            |                 |            | RS16LB85    |
|                |             | 3-1/2"     |               |                 | 3/4"      | 93                                    |            | 69              |            | RS16LB**    |
|                |             |            |               |                 | 1"        | 24                                    | 58         | R1              | 78         |             |
|                |             |            |               |                 | 1-1/4"    | 26                                    |            |                 |            |             |
| 16"            | 4"          | 4-1/4"     | 2000          | S6              | 2-7/16"   |                                       |            |                 |            | RS16NB84    |
|                |             |            |               |                 | 1-1/4"    | 31                                    |            |                 |            | RS16NB31    |
|                |             |            |               |                 | 1-1/2"    | 33                                    |            |                 |            | RS16NB33    |
| 18"            | 3"          | 3-1/4"     | 1550          | S6              | 1-15/16"  |                                       |            |                 |            | RS18LB85    |
|                |             | 3-1/2"     |               |                 | 3/4"      | 93                                    |            | 69              |            | RS18LB**    |
|                |             |            |               |                 | 1"        | 24                                    | 58         | R1              | 78         |             |
|                |             |            |               |                 | 1-1/4"    | 26                                    |            |                 |            |             |

92 & 93 include the spanner.



# RUBBER ON NYLON

- Rubber tread vulcanized on Nylon Core
- Rust free with good impact resistance
- Temperature range: -40°F to +180°F
- Durometer Shore A 80(+/-5)

NR60JB04

NR80JB04



| Wheel Diameter | Tread Width | Hub Length | Load Capacity | Bore I.D.       | Roller BRG | Stainless Roller BRG | Sealed Ball Bearings | Delrin Bearing | Part Number |
|----------------|-------------|------------|---------------|-----------------|------------|----------------------|----------------------|----------------|-------------|
| 4"             | 2"          | 2-3/16"    | 400           | 1-3/16"         |            |                      | 60                   | 56, 12         | NR40JB84    |
|                |             | 1/2"       |               | 92 <sup>~</sup> |            | NR40JB**             |                      |                |             |
|                |             | 5/8"       |               | 02              |            |                      |                      |                |             |
|                |             | 3/4"       |               | 04, 09          | 05         |                      |                      |                | 57, 11      |
| 5"             | 2"          | 2-3/16"    | 400           | 1-3/16"         |            |                      | 60                   | 56, 12         | NR50JB84    |
|                |             | 1/2"       |               | 92 <sup>~</sup> |            | NR50JB**             |                      |                |             |
|                |             | 5/8"       |               | 02              |            |                      |                      |                |             |
|                |             | 3/4"       |               | 04, 09          | 05         |                      |                      |                | 57, 11      |
| 6"             | 2"          | 2-3/16"    | 400           | 1-3/16"         |            |                      | 60                   | 56, 12         | NR60JB84    |
|                |             | 1/2"       |               | 92 <sup>~</sup> |            | NR60JB**             |                      |                |             |
|                |             | 5/8"       |               | 02              |            |                      |                      |                |             |
|                |             | 3/4"       |               | 04, 09          | 05         |                      |                      |                | 57, 11      |
| 8"             | 2"          | 2-3/16"    | 400           | 1-3/16"         |            |                      | 60                   | 56, 12         | NR80JB84    |
|                |             | 1/2"       |               | 92 <sup>~</sup> |            | NR80JB**             |                      |                |             |
|                |             | 5/8"       |               | 02              |            |                      |                      |                |             |
|                |             | 3/4"       |               | 04, 09          | 05         |                      |                      |                | 57, 11      |

<sup>~</sup>92 includes the spanner.

# MARVEL RUBBER

- Non-marking blue gray tread, with precision ball bearings and thread guard
- Solid rubber vulcanized firmly on plastic core
- Temperature range: -40° F to +160° F
- Durometer: Shore A 85(+/- 5)

TR40GI44

TR50GI44



| Wheel Diameter | Tread Width | Hub Length | Load Capacity | Bore I.D. | Tread Color | Part Number |
|----------------|-------------|------------|---------------|-----------|-------------|-------------|
| 4"             | 1-1/4"      | 1-5/8"     | 300           | 3/8"      | Gray        | TR40GI45    |
| 5"             | 1-1/4"      | 1-5/8"     | 350           | 3/8"      | Gray        | TR50GI45    |
| 6"             | 1-1/4"      | 1-5/8"     | 400           | 3/8"      | Gray        | TR60GI45    |



## CUSHION RIDE™

- High quality rubber with high modular round tread
- Temperature Range: -20° F to 160°F
- Gray and Black tread available
- Durometer 75 Shore A (+/-5)
- Dual ball bearings

CR60GA42



CR60GI42



| Wheel Diameter | Tread Width | Hub Length | Load Capacity | Bore I.D. | Color | Part Number |
|----------------|-------------|------------|---------------|-----------|-------|-------------|
| 6"             | 1-1/4"      | 1-5/8"     | 300           | 3/8"      | Gray  | CR60GI42    |
| 6"             | 1-1/4"      | 1-5/8"     | 300           | 3/8"      | Black | CR60GA42    |

## GRAYROK™

- High-Impact resistance and good floor protection
- Non-Marking Gray w/buffered tread surface
- Temperature range -40° F to 160°F
- Durometer: Shore D 75

RK40HI83



RK40GI82



RK30GI82



RK50GI82




| Wheel Diameter | Tread Width | Hub Length | Load Capacity | Bore I.D. | Part Number |
|----------------|-------------|------------|---------------|-----------|-------------|
| 2-1/2"         | 15/16"      | 1-1/4"     | 275           | 5/16"     | RK25CI81    |
| 3"             | 13/16"      | 1-1/64"    | 130           | 3/8"      | RK30AI82    |
| 3"             | 1"          | 1-1/4"     | 130           | 5/16"     | RK30DI81    |
| 3"             | 1-1/4"      | 1-9/16"    | 300           | 3/8"      | RK30GI82    |
| 4"             | 1-1/4"      | 1-9/16"    | 375           | 3/8"      | RK40GI82    |
| 4"             | 1-1/2"      | 1-15/16"   | 400           | 1/2"      | RK40HI83    |
| 5"             | 1-1/4"      | 1-9/16"    | 375           | 3/8"      | RK50GI82    |

CR, RK WHEELS • CAPACITY 400



# HARD RUBBER WHEELS

- Solid hard rubber with nylon sleeve
- Temperature range -40° F to 160°F
- Durometer: Shore D 70(+/- 5)
- Black as standard



| Wheel Diameter | Tread Width | Hub Length | Load Capacity | Bore I.D. | Replace ** with desired bearings code |                | Part Number |
|----------------|-------------|------------|---------------|-----------|---------------------------------------|----------------|-------------|
|                |             |            |               |           | Ball Bearing                          | Delrin Bearing |             |
| 2"             | 3/4"        | 13/16"     | 100           | 5/16"     |                                       |                | HR20AB81+   |
| 2"             | 7/8"        | 1"         | 125           | 1/4"      |                                       |                | HR20BB80    |
| 2"             | 7/8"        | 1"         | 125           | 5/16"     |                                       |                | HR20BB81    |
| 2"             | 7/8"        | 1"         | 125           | 5/16"     |                                       |                | HR20AI81    |
| 2.5"           | 7/8"        | 1"         | 200           | 3/8"      |                                       |                | HR25AB82    |
| 2.5"           | 7/8"        | 1"         | 150           | 5/16"     |                                       |                | HR25BB81    |
| 2.5"           | 15/16"      | 1-1/4"     | 150           | 5/16"     |                                       |                | HR25CB81    |
| 2.5"           | 1-1/4"      | 1-9/16"    | 275           | 3/8"      |                                       |                | HR25GB82    |
| 2.5"           | 1-1/4"      | 1-9/16"    | 275           | 1/2"      |                                       |                | HR25GB83    |
| 3"             | 7/8"        | 1"         | 125           | 1/4"      |                                       |                | HR30AB80    |
| 3"             | 13/16"      | 1"         | 125           | 3/8"      |                                       |                | HR30AB82+   |
| 3"             | 1"          | 1-1/4"     | 125           | 5/16"     |                                       |                | HR30DB81    |
| 3"             | 1-1/4"      | 1-3/8"     | 300           | 1-1/8"    |                                       |                | HR30GB98    |
|                |             | 1-9/16"    | 300           | 3/8"      | 42                                    | 55             | HR30GB**    |
|                |             | 1-9/16"    | 300           | 1/2"      |                                       | 59             |             |
| 3"             | 1-1/4"      | 1-9/16"    | 300           | 3/8"      |                                       |                | HR30GB82    |
| 3"             | 1-1/4"      | 1-9/16"    | 300           | 3/8"      |                                       |                | HR30GI82    |
| 3.5"           | 1-1/4"      | 1-9/16"    | 300           | 3/8"      |                                       |                | HR35GB82    |
| 4"             | 1"          | 1-1/4"     | 140           | 5/16"     |                                       |                | HR40DB81    |
| 4"             | 1-1/4"      | 1-3/8"     | 350           | 1-1/8"    |                                       |                | HR40GB98    |
|                |             | 1-9/16"    |               | 3/8"      | 42                                    | 55             | HR40GB**    |
|                |             |            |               | 1/2"      |                                       | 59             |             |
| 4"             | 1-1/4"      | 1-9/16"    | 350           | 3/8"      |                                       |                | HR40GB82    |
| 4"             | 1-1/2"      | 1-5/8"     | 400           | 1/2"      |                                       |                | HR40HB83    |
| 5"             | 1"          | 1-1/4"     | 145           | 5/16"     |                                       |                | HR50DB81    |
| 5"             | 1-1/4"      | 1-3/8"     | 350           | 1-1/8"    |                                       |                | HR50GB98    |
|                |             | 1-9/16"    |               | 3/8"      | 42                                    | 55             | HR50GB**    |
|                |             |            |               | 1/2"      |                                       | 59             |             |
| 5"             | 1-1/4"      | 1-9/16"    | 350           | 3/8"      |                                       |                | HR50GB82    |
| 5"             | 1-1/2"      | 1-5/8"     | 400           | 1/2"      |                                       |                | HR50HB83    |
| 5"             | 1-21/32"    | 2"         | 500           | 1/2"      |                                       |                | HR50PB83    |

+ Offset hub

# SOFT RUBBER WHEELS

- Soft rubber tread over hard rubber core with nylon sleeve
- Durometer: Rubber tread Shore A80(+/-5)
- Temperature range -40° F to 160°F
- Black as standard

SR WHEELS • CAPACITY 400



| Wheel Diameter | Tread Width | Hub Length | Load Capacity | Bore I.D. | Replace ** with desired bearings code |                |                | Part Number |
|----------------|-------------|------------|---------------|-----------|---------------------------------------|----------------|----------------|-------------|
|                |             |            |               |           | Ball Bearing                          | Roller Bearing | Delrin Bearing |             |
| 2"             | 7/8"        | 1"         | 125           | 1/4"      |                                       |                |                | SR20BB80    |
| 2"             | 7/8"        | 1"         | 125           | 5/16"     |                                       |                |                | SR20BB81    |
| 2-1/2"         | 1-3/32"     | 1-3/8"     | 150           | 5/16"     |                                       |                |                | SR25DB81    |
| 2-1/2"         | 1-1/4"      | 1-9/16"    | 275           | 3/8"      |                                       |                |                | SR25GB82    |
| 3"             | 13/16"      | 1"         | 125           | 1/4"      |                                       |                |                | SR30AB80    |
| 3"             | 13/16"      | 1"         | 125           | 3/8"      |                                       |                |                | SR30AB82+   |
| 3"             | 1"          | 1-1/4"     | 125           | 5/16"     |                                       |                |                | SR30DB81    |
| 3"             | 1-1/4"      | 1-3/8"     | 300           | 1-1/8"    |                                       |                |                | SR30GB98    |
|                |             | 1-9/16"    | 300           | 3/8"      | 42                                    |                | 55             | SR30GB**    |
|                |             | 1-9/16"    | 300           | 1/2"      |                                       |                | 59             |             |
| 3"             | 1-1/4"      | 1-9/16"    | 300           | 3/8"      |                                       |                |                | SR30GB82    |
| 3"             | 1-1/4"      | 1-9/16"    | 300           | 1/2"      |                                       |                |                | SR30GB83    |
| 3"             | 1-1/4"      | 1-9/16"    | 300           | 1-1/16"   |                                       | 0A             |                | SR30GB0A    |
| 3-1/2"         | 1-1/4"      | 1-9/16"    | 300           | 3/8"      |                                       |                |                | SR35GB82    |
| 3-1/2"         | 1-1/4"      | 1-9/16"    | 300           | 1/2"      |                                       |                |                | SR35GB83    |
| 3-1/2"         | 1-1/4"      | 9-1/16"    | 300           | 3/4"      | 42(with decorative disc)              |                |                | SR35GIDC42  |
| 4"             | 1"          | 1-1/4"     | 140           | 5/16"     |                                       |                |                | SR40DB81    |
| 4"             | 1-1/4"      | 1-3/8"     | 350           | 1-1/8"    |                                       |                |                | SR40GB98    |
|                |             | 1-9/16"    |               | 3/8"      | 42                                    |                | 55             | SR40GB**    |
|                |             |            |               | 1/2"      |                                       |                | 59             |             |
| 4"             | 1-1/4"      | 1-9/16"    | 350           | 3/8"      |                                       |                |                | SR40GB82    |
| 4"             | 1-1/2"      | 1-5/8"     | 400           | 1/2"      |                                       |                |                | SR40HB83    |
| 5"             | 1"          | 1-1/4"     | 145           | 5/16"     |                                       |                |                | SR50DB81    |
| 5"             | 1-1/4"      | 1-3/8"     | 350           | 1-1/8"    |                                       |                |                | SR50GB98    |
|                |             | 1-9/16"    |               | 3/8"      | 42                                    |                | 55             | SR50GB**    |
|                |             |            |               | 1/2"      |                                       |                | 59             |             |
| 5"             | 1-1/4"      | 1-1/4"     | 350           | 3/8"      | 42(with decorative disc)              |                |                | SR50GIDC42  |
| 5"             | 1-1/4"      | 1-9/16"    | 350           | 3/8"      |                                       |                |                | SR50GB82    |
| 5"             | 1-1/2"      | 1-5/8"     | 400           | 5/8"      |                                       |                |                | SR50HB8     |
| 5"             | 1-1/2"      | 1-5/8"     | 400           | 1/2"      |                                       |                |                | SR50HB83    |
| 5"             | 2"          | 2-7/16"    | 500           | 1/2"      |                                       |                |                | SR50JB64    |





EL, HI WHEELS • CAPACITY 1100

## ELEMENT™ WHEEL

- Temperature range -45°F to 180°F intermittent service (120°F continuous)
- Quiet rolling, floor protection, impact resistance and cushion ride
- Round gray tread, high performance wheel
- All wheels equipped with ball bearings
- Hardness 65(+/- 5) Shore A
- Resistance to water
- Non-marking



| Wheel Diameter | Tread Width | Hub Length | Load Capacity | Bore I.D. | Part Number |
|----------------|-------------|------------|---------------|-----------|-------------|
| 3"             | 1-1/4"      | 1-9/16"    | 300           | 3/8"      | EL30GI43    |
| 3-1/2"         | 1-1/4"      | 1-9/16"    | 300           | 3/8"      | EL35GI43    |
| 4"             | 1-1/4"      | 1-9/16"    | 320           | 3/8"      | EL40GI43    |
| 5"             | 1-1/4"      | 1-9/16"    | 350           | 3/8"      | EL50GI43    |

## ROKHARD™

- Temperature range -45°F to +250°F (with Bronze or High Temp. Max temp. 350°F)
- Glass reinforced polypropylene
- Durometer: Shore D 65 (+/- 5)
- Excellent Chemical resistance
- Slightly crowned tread



| Wheel Diameter | Tread Width | Hub Length | Load Capacity | Bore I.D. | Replace ** with desired bearings code |                    |            | Part Number |          |
|----------------|-------------|------------|---------------|-----------|---------------------------------------|--------------------|------------|-------------|----------|
|                |             |            |               |           | Roller BRG                            | Precision Ball BRG | Delrin BRG |             |          |
| 3"             | 1-1/4"      | 1-9/16"    | 300           | 3/8"      |                                       |                    |            | HI30GB82    |          |
| 4"             | 1-1/4"      | 1-9/16"    | 400           | 3/8"      |                                       |                    |            | HI40GB82    |          |
| 4"             | 2"          | 2-3/16"    | 800           | 1-3/16"   | 92                                    | 62                 | 56, 12     | HI40JB84    |          |
|                |             | 2-7/16"    |               | 5/8"      |                                       |                    |            | 02          | HI40JB** |
|                |             |            |               | 3/4"      |                                       |                    |            | 04, 09      | 57, 11   |
|                |             |            |               |           |                                       |                    |            |             |          |
| 5"             | 1-1/4"      | 1-9/16"    | 450           | 3/8"      |                                       |                    |            | HI50GB82    |          |
| 5"             | 2"          | 2-3/16"    | 900           | 1-3/16"   | 92                                    | 62                 | 56, 12     | HI50JB84    |          |
|                |             | 2-7/16"    |               | 5/8"      |                                       |                    |            | 02          | HI50JB** |
|                |             |            |               | 3/4"      |                                       |                    |            | 04, 09      | 57, 11   |
|                |             |            |               |           |                                       |                    |            |             |          |
| 6"             | 2"          | 2-3/16"    | 1000          | 1-3/16"   | 92                                    | 62                 | 56, 12     | HI60JB84    |          |
|                |             | 2-7/16"    |               | 5/8"      |                                       |                    |            | 02          | HI60JB** |
|                |             |            |               | 3/4"      |                                       |                    |            | 04, 09      | 57, 11   |
|                |             |            |               |           |                                       |                    |            |             |          |
| 8"             | 2"          | 2-3/16"    | 1100          | 1-3/16"   | 92                                    | 62                 | 56, 12     | HI80JB84    |          |
|                |             | 2-7/16"    |               | 5/8"      |                                       |                    |            | 02          | HI80JB** |
|                |             |            |               | 3/4"      |                                       |                    |            | 04, 09      | 57, 11   |
|                |             |            |               |           |                                       |                    |            |             |          |



## Xtreme™ Wheel

- Highly resistant to water, oils, greases, cleaning compounds, weather and ozone
- Dual sealed precision ball Bearings and Spanner for best performance
- Non-marking, excellent for all floor surfaces
- Provides an off-road rugged aesthetic
- Excellent mobility and wear resistance
- Solid thermo rubber on a plastic core
- Temperature range -20°F - 160°F
- Durometer Shore A 80 (+/-5)

LS, MA WHEELS • CAPACITY 650



| Wheel Diameter | Tread Width | Hub Length | Load Capacity | Bore I.D. | Part Number |
|----------------|-------------|------------|---------------|-----------|-------------|
| 4              | 2           | 2-7/16     | 400           | 1/2"      | LS40JA62    |
| 5              | 2           | 2-7/16     | 500           | 1/2"      | LS50JA62    |
| 6              | 2           | 2-7/16     | 600           | 1/2"      | LS60JA62    |
| 8              | 2           | 2-7/16     | 700           | 1/2"      | LS80JA62    |

## MAXROK™

- Temperature range: -45°F to 250°F (with bronze or high-temp grease. Max temp 350°C)
- Excellent resistance to grease, oil, most chemical & cleaning solutions
- 30% Glass fiber filled to enhance the impact strength
- Durometer: Shore D 85(+/- 5)





LS, MA WHEELS • CAPACITY 650

| Wheel Diameter | Tread Width | Hub Length    | Load Capacity | Bore I.D. | Replace ** with desired bearing code |                    |            |                 |                           | Part Number |          |
|----------------|-------------|---------------|---------------|-----------|--------------------------------------|--------------------|------------|-----------------|---------------------------|-------------|----------|
|                |             |               |               |           | Roller BRG                           | Precision Ball BRG | Delrin BRG | Sealed Ball Brg | Stainless Sealed Ball BRG |             |          |
| 2"             | 51/64"      | 63/64" Offset | 200           | 5/16"     |                                      |                    |            |                 |                           | MA20AO81    |          |
| 2"             | 1-3/4"      | 1-7/8"        | 300           | 15/16"    |                                      |                    |            |                 |                           | MA20IB5A    |          |
|                |             |               |               | 1/2"      | 29                                   |                    |            |                 |                           | MA20IB29    |          |
| 2"             | 1-3/4"      | 1-29/32"      | 300           | 5/16"     |                                      |                    |            |                 |                           | MA20IB81    |          |
| 2-1/2"         | 1-1/4"      | 1-9/16"       | 400           | 3/8"      |                                      |                    |            |                 |                           | MA25GB82    |          |
| 2-1/2"         | 1-13/16"    | 2"            | 800           | 1-3/16"   |                                      |                    |            |                 |                           | MA25IB84    |          |
|                |             |               | 800           | 3/4"      |                                      |                    |            |                 |                           | MA25IB08    |          |
| 2-1/2"         | 1-13/16"    | 2"            | 800           | 3/8"      |                                      |                    |            |                 |                           | MA25IB83    |          |
| 3"             | 1-1/4"      | 1-9/16"       | 400           | 3/8"      |                                      |                    |            |                 |                           | MA30GB82    |          |
|                |             |               |               | 1/2"      |                                      |                    |            |                 |                           | MA30GB83    |          |
| 3"             | 1-13/16"    | 1-63/64"      | 1200          | 1-3/16"   |                                      |                    |            |                 |                           | MA30IB84    |          |
|                |             |               |               | 3/4"      | 08                                   |                    |            |                 |                           | MA30IB08    |          |
| 3"             | 1-13/16"    | 2"            | 1200          | 1/2"      |                                      |                    |            |                 |                           | MA30IB83    |          |
| 3"             | 1-13/16"    | 2"            | 1200          | 1/2"      |                                      | 49                 |            |                 |                           | MA30IB49    |          |
| 3"             | 1-13/16"    | 2"            | 1200          | 3/8"      |                                      | 62                 |            |                 |                           | MA30IB62    |          |
| 3"             | 1-13/16"    | 2"            | 1200          | 1/2"      |                                      | 63                 |            |                 |                           | MA30IB63    |          |
| 3-1/4"         | 2"          | 2-3/16"       | 900           | 1-3/16"   |                                      |                    |            |                 |                           | MA34JB84    |          |
|                |             | 2-7/16"       |               | 1/2"      | 92                                   |                    | 56, 12     |                 |                           | 6S          | MA34JB** |
|                |             |               |               | 5/8"      | 02                                   |                    |            |                 |                           |             |          |
|                |             |               |               | 3/4"      | 04, 09                               |                    | 57, 11     | 60              |                           |             |          |
| 3-1/4"         | 2"          | 2-3/16"       | 900           | 1/2"      |                                      |                    |            |                 |                           | MA34JB83    |          |
| 4"             | 2"          | 2-7/16"       | 900           | 1/2"      |                                      | 49                 |            |                 |                           | MA40JB49    |          |
| 4"             | 2"          | 2-3/16"       | 900           | 1-3/16"   |                                      |                    |            |                 |                           | MA40JB84    |          |
|                |             | 2-7/16"       |               | 1/2"      | 92                                   |                    | 56, 12     | 60              | 6S                        | MA40JB**    |          |
|                |             |               |               | 5/8"      | 02                                   |                    |            |                 |                           |             |          |
|                |             |               |               | 3/4"      | 04, 09                               |                    | 57, 11     |                 |                           |             |          |
| 5"             | 2"          | 2-7/16"       | 1000          | 1/2"      |                                      | 49, 63             |            |                 |                           | MA50JB**    |          |
| 5"             | 2"          | 2-3/16"       | 1000          | 1-3/16"   |                                      |                    |            |                 |                           | MA50JB84    |          |
|                |             | 2-7/16"       |               | 1/2"      | 92                                   |                    | 56, 12     | 60              | 6S                        | MA50JB**    |          |
|                |             |               |               | 5/8"      | 02                                   |                    |            |                 |                           |             |          |
|                |             |               |               | 3/4"      | 04, 09                               |                    | 57, 11     |                 |                           |             |          |
| 6"             | 2"          | 2-7/16"       | 1200          | 1/2"      |                                      | 63                 |            |                 |                           | MA60JB63    |          |
| 6"             | 2"          | 2-3/16"       | 1200          | 1-3/16"   |                                      |                    |            |                 |                           | MA60JB84    |          |
|                |             | 2-7/16"       |               | 1/2"      | 92                                   |                    | 56, 12     | 60              | 6S                        | MA60JB**    |          |
|                |             |               |               | 5/8"      | 02                                   |                    |            |                 |                           |             |          |
|                |             |               |               | 3/4"      | 04, 09                               |                    | 57, 11     |                 |                           |             |          |
| 8"             | 2"          | 2-7/16"       | 1400          | 1/2"      |                                      | 49, 63             |            |                 |                           | MA80JB**    |          |
| 8"             | 2"          | 2-3/16"       | 1400          | 1-3/16"   |                                      |                    |            |                 |                           | MA80JB84    |          |
|                |             | 2-7/16"       |               | 1/2"      | 92                                   |                    | 56, 12     | 60              | 6S                        | MA80JB**    |          |
|                |             |               |               | 5/8"      | 02                                   |                    |            |                 |                           |             |          |
|                |             |               |               | 3/4"      | 04, 09                               |                    | 57, 11     |                 |                           |             |          |
| 8"             | 3"          | 3-1/4"        | 1900          | 1-15/16"  |                                      |                    |            |                 |                           | MA80LB85    |          |
|                |             | 3-1/2"        |               | 3/4"      | 93                                   | 69                 |            |                 |                           | MA80LB**    |          |
|                |             |               |               | 1"        | 24                                   | 71P                | 58         |                 |                           |             |          |
|                |             |               |               | 1-1/4"    | 26                                   |                    |            |                 |                           |             |          |
| 10"            | 2"          | 2-3/16"       | 1200          | 1-3/16"   |                                      |                    |            |                 |                           | MA10JB84    |          |
|                |             | 2-7/16"       |               | 1/2"      | 92                                   |                    | 56, 11     | 60              | 6S                        | MA10JB**    |          |
|                |             |               |               | 5/8"      | 02                                   |                    |            |                 |                           |             |          |
|                |             |               |               | 3/4"      | 04, 09                               |                    | 57, 12     |                 |                           |             |          |






# SUPER-SOFT™ WHEEL

- Quiet rolling, floor protection, non-marking
- Gray and black tread color available
- Temperature range -20°F to 180F
- Durometer Shore A 45(+/- 5)
- Resistance to water
- Round Gray Tread

SF WHEELS • CAPACITY 700



| Wheel Dia | Tread Width | Hub Length | Load Capacity | Bore I.D. | Available Color tread/core(+) | Replace ** with desired bearing code |             |                       |                 |                     |                     | Part Number<br>Replace + with Color Code |
|-----------|-------------|------------|---------------|-----------|-------------------------------|--------------------------------------|-------------|-----------------------|-----------------|---------------------|---------------------|--|
|           |             |            |               |           |                               | Ball Brg.                            | Roller Brg. | Stainless Roller Brg. | Prec. Ball Brg. | S.S Prec. Ball Brg. | Delrin Brg./ Sleeve |  |
| 3"        | 1-1/4"      | 1-9/16"    | 105           | 3/8"      | Gray                          | 43                                   |             |                       |                 |                     |                     | SF30GI43                                 |
| 3-1/2"    | 1-1/4"      | 1-9/16"    | 110           | 3/8"      | Gray                          | 43                                   |             |                       |                 |                     |                     | SF35GI43                                 |
| 4"        | 1-1/4"      | 1-9/16"    | 120           | 3/8"      | Gray                          | 43                                   |             |                       |                 |                     |                     | SF40GI43                                 |
| 5"        | 1-1/4"      | 1-9/16"    | 125           | 3/8"      | Gray                          | 43                                   |             |                       |                 |                     |                     | SF50GI43                                 |
| 4"        | 2"          | 2-3/16"    | 300           | 1-3/16"   | Gray                          |                                      |             |                       |                 |                     |                     | SF40JI84                                 |
|           |             | 2-7/16"    |               | 1/2"      |                               |                                      | 92          |                       | 60              | S6                  | 56, 12              | SF40JI**                                 |
|           |             |            |               | 5/8"      |                               |                                      | 04          |                       |                 |                     | 13                  |  |
|           |             |            |               | 3/4"      |                               |                                      | 04,09       | 05                    |                 |                     | 57, 11              |  |
| 5"        | 2"          | 2-3/16"    | 350           | 1-3/16"   | Gray                          |                                      |             |                       |                 |                     |                     | SF50JI84                                 |
|           |             | 2-7/16"    |               | 1/2"      |                               |                                      | 92          |                       | 60              | S6                  | 56, 12              | SF50JI**                                 |
|           |             |            |               | 5/8"      |                               |                                      | 02          |                       |                 |                     | 13                  |  |
|           |             |            |               | 3/4"      |                               |                                      | 04,09       | 05                    |                 |                     | 57, 11              |  |
| 6"        | 2"          | 2-3/16"    | 500           | 1-3/16"   | Gray                          |                                      |             |                       |                 |                     |                     | SF60J+84                                 |
|           |             | 2-7/16"    |               | 1/2"      |                               |                                      | 92          |                       | 60              | S6                  | 56, 12              | SF60J+**                                 |
|           |             |            |               | 5/8"      |                               |                                      | 02          |                       |                 |                     | 13                  |  |
|           |             |            |               | 3/4"      |                               |                                      | 04, 09      | 05                    |                 |                     | 57, 11              |  |
| 8"        | 2"          | 2-3/16"    | 700           | 1-3/16"   | Gray                          |                                      |             |                       |                 |                     |                     | SF80JI84                                 |
|           |             | 2-7/16"    |               | 1/2"      |                               |                                      | 92          |                       | 60              | S6                  | 56, 12              | SF80JI**                                 |
|           |             |            |               | 5/8"      |                               |                                      | 02          |                       |                 |                     | 13                  |  |
|           |             |            |               | 3/4"      |                               |                                      | 04, 09      | 05                    |                 |                     | 57, 11              |  |



# THERMO-PRO™ WHEEL

- Non-marking thermo rubber tread chemically bonded to polyolefin core
- Resist to cleaning chemicals, acid, alcohol water
- Variety of bearings configurations available
- Gray and black tread color available
- Temperature range -20°F to 180F
- Durometer Shore 75(+/- 5)

TP WHEELS • CAPACITY 950



| Wheel Dia | Tread Width | Hub Length | Load Capacity | Bore I.D. | Available Color tread/core(+) | Replace ** with desired bearing code |             |                       |                 |                     |                     | Part Number<br>Replace + with Color Code |          |
|-----------|-------------|------------|---------------|-----------|-------------------------------|--------------------------------------|-------------|-----------------------|-----------------|---------------------|---------------------|--|----------|
|           |             |            |               |           |                               | Ball Brg.                            | Roller Brg. | Stainless Roller Brg. | Prec. Ball Brg. | S.S Prec. Ball Brg. | Delrin Brg./ Sleeve |  |          |
| 2"        | 3/4"        | 7/8"       | 70            | 1/4"      | Gray                          |                                      |             |                       | 49              |                     |                     | TP200I49                                 |          |
| 2"        | 7/8"        | 15/16"     | 75            | 1/4"      | Gray                          |                                      |             |                       |                 |                     |                     | TP20AI80                                 |          |
| 2"        | 7/8"        | 1"         | 75            | 1/4"      | Gray/Beige                    |                                      |             |                       |                 |                     |                     | TP20BT80                                 |          |
| 2"        | 7/8"        | 1"         | 75            | 5/16"     | Gray/Beige                    |                                      |             |                       |                 |                     |                     | TP20BT81                                 |          |
| 3"        | 7/8"        | 1"         | 85            | 1/4"      | Gray/Beige                    |                                      |             |                       |                 |                     |                     | TP30BT80                                 |          |
| 3"        | 1"          | 1-1/4"     | 150           | 5/16"     | Gray/Donut                    |                                      |             |                       | 41              |                     |                     | TP30CI41                                 |          |
| 3"        | 1"          | 1-9/32"    | 150           | 5/16"     | Gray                          |                                      |             |                       | 41              |                     |                     | TP30DI41                                 |          |
| 3"        | 1"          | 1-3/16"    | 125           | 5/16"     | H=Gray/Black<br>T=Gray/Beige  |                                      |             |                       |                 |                     |                     | TP30D+81                                 |          |
| 4"        | 1"          | 1-1/8"     | 140           | 5/16"     | H=Gray/Black<br>T=Gray/Beige  |                                      |             |                       |                 |                     |                     | TP40D+81                                 |          |
| 4"        | 1"          | 1-1/4"     | 140           | 5/16"     | Gray                          |                                      |             |                       | 41              |                     |                     | TP40GI41                                 |          |
| 5"        | 1"          | 1-1/8"     | 145           | 5/16"     | H=Gray/Black<br>T=Gray/Beige  |                                      |             |                       |                 |                     |                     | TP50D+81                                 |          |
| 2-1/2"    | 1-1/4"      | 1-5/16"    | 250           | 1-1/8"    | B=Black/Gray<br>I=Gray/Gray   | 42                                   |             |                       |                 |                     | 55                  | TP25G+98                                 |          |
|           |             | 1-9/16"    |               | 1/2"      |                               |                                      |             |                       |                 |                     |                     | 59                                       | TP25G+** |
|           |             |            |               |           |                               |                                      |             |                       |                 |                     |                     |  |          |
| 2-1/2"    | 1-1/4"      | 1-9/16"    | 250           | 3/8"      | B=Black/Gray<br>I=Gray/Gray   |                                      |             |                       | 44              |                     |                     | TP25G+44                                 |          |



| Wheel Dia | Tread Width | Hub Length | Load Capacity | Bore I.D. | Available Color tread/core(+)  | Replace ** with desired bearing code |             |                       |                 |                     |                     | Part Number<br>Replace + with Color Code |
|-----------|-------------|------------|---------------|-----------|--|--------------------------------------|-------------|-----------------------|-----------------|---------------------|---------------------|--|
|           |             |            |               |           |  | Ball Brg.                            | Roller Brg. | Stainless Roller Brg. | Prec. Ball Brg. | S.S Prec. Ball Brg. | Delrin Brg./ Sleeve |  |
| 3"        | 1-1/4"      | 1-9/16"    | 250           | 3/8"      | Gray   |                                      |             |                       |                 |                     |                     | TP30GI82                                 |
| 3"        | 1-1/4"      | 1-9/16"    | 250           | 1/2"      | T=Gray/Beige/Flat<br>Y=Gray/Beige/Donut  |                                      |             |                       |                 |                     |                     | TP30G+83                                 |
| 3"        | 1-1/4"      | 1-9/16"    | 250           | 3/8"      | Gray   |                                      |             |                       | 44              |                     |                     | TP30GI44                                 |
| 3"        | 1-1/4"      | 1-9/16"    | 250           | 3/8"      | T=Gray/Beige/Flat<br>Y=Gray/Beige/Donut  |                                      |             |                       | 47              |                     |                     | TP30G+47                                 |
| 3-1/2"    | 1-1/4"      | 1-9/16"    | 250           | 1/2"      | T=Gray/Beige/Flat<br>Y=Gray/Beige/Donut  |                                      |             |                       |                 |                     |                     | TP35G+83                                 |
| 3-1/2"    | 1-1/4"      | 1-9/16"    | 250           | 3/8"      | Gray   |                                      |             |                       | 44              |                     |                     | TP35GI44                                 |
| 3-1/2"    | 1-1/4"      | 1-9/16"    | 250           | 3/8"      | T=Gray/Beige/Flat<br>Y=Gray/Beige/Donut  |                                      |             |                       | 47              |                     |                     | TP35G+47                                 |
| 4"        | 1-1/4"      | 1-9/16"    | 250           | 1/2"      | T=Gray/Beige/Flat<br>Y=Gray/Beige/Donut  |                                      |             |                       |                 |                     |                     | TP40G+83                                 |
| 4"        | 1-1/4"      | 1-9/16"    | 250           | 3/8"      | I=Gray/Gray<br>A=Black/Gray  |                                      |             |                       | 44              |                     |                     | TP40G+44                                 |
| 4"        | 1-1/4"      | 1-9/16"    | 250           | 3/8"      | T=Gray/Beige/Flat<br>Y=Gray/Beige/Donut  |                                      |             |                       | 47              |                     |                     | TP40G+47                                 |
| 4"        | 1-1/4"      | 1-9/16"    | 250           | 3/8"      | Gray   |                                      |             |                       |                 | 4S                  |                     | TP40GI4S                                 |
| 5"        | 1-1/4"      | 1-5/16"    | 300           | 1-1/8"    | Black/Gray   |                                      |             |                       |                 |                     |                     | TP50GA98                                 |
|           |             | 3/8"       |               | 42        |  |                                      | 2S          | 55                    | TP50GA**        |                     |                     |  |
|           |             | 1/2"       |               |           |  |                                      |             | 59                    |                 |                     |                     |  |
| 5"        | 1-1/4"      | 1-9/16"    | 300           | 3/8"      | Gray/small cap   |                                      |             |                       | 45              |                     |                     | TP50GI45                                 |
| 5"        | 1-1/4"      | 1-9/16"    | 300           | 3/8"      | Gray   |                                      |             |                       |                 | 4S                  |                     | TP50GI4S                                 |
| 5"        | 1-1/4"      | 1-9/16"    | 300           | 1/2"      | Gray   |                                      |             |                       |                 |                     |                     | TP50GI83                                 |
| 5"        | 1-1/4"      | 1-9/16"    | 300           | 3/8"      | Black/Beige, Donut   |                                      |             |                       | 47              |                     |                     | TP50GZ47                                 |
| 5"        | 1-1/4"      | 1-9/16"    | 300           | 1/2"      | T=Gray/Beige/Flat<br>Y=Gray/Beige/Donut  |                                      |             |                       |                 |                     |                     | TP50G+83                                 |
| 5"        | 1-1/4"      | 1-9/16"    | 300           | 3/8"      | I=Gray/Gray<br>A=Black/Gray  |                                      |             |                       | 44              |                     |                     | TP50G+44                                 |
| 5"        | 1-1/4"      | 1-9/16"    | 300           | 3/8"      | Gray/Beige,<br>T=Flat tread,<br>Y=Donut tread  |                                      |             |                       | 47              |                     |                     | TP50G+47                                 |
| 6"        | 1-1/4"      | 1-9/16"    | 300           | 3/8"      | Gray   |                                      |             |                       | 44              |                     |                     | TP60GI44                                 |
| 6"        | 1-1/4"      | 1-9/16"    | 300           | 3/8"      | Gray/small cap   |                                      |             |                       | 45              |                     |                     | TP60GI45                                 |
| 6"        | 1-1/4"      | 1-9/16"    | 300           | 1/2"      | T=Gray/Beige/Flat<br>Y=Gray/Beige/Donut  |                                      |             |                       |                 |                     |                     | TP60G+83                                 |
| 6"        | 1-1/4"      | 1-9/16"    | 300           | 3/8"      | Gray/Beige, T=Flat tread, Y=Donut tread  |                                      |             |                       | 47              |                     |                     | TP60G+47                                 |
| 4"        | 1-1/2"      | 1-5/8"     | 280           | 1-3/16"   | Gray   |                                      |             |                       |                 |                     |                     | TP40HI84                                 |
|           |             | 1/2"       |               |           |  | 92                                   | 6M          | 56, 12                | TP40HI**        |                     |                     |  |
|           |             | 5/8"       |               |           |  | 01                                   |             |                       |                 |                     |                     |  |
|           |             | 3/4"       |               |           |  | 03                                   |             | 57, 11                |                 |                     |                     |  |
| 4"        | 2"          | 2-3/16"    | 300           | 1-3/16"   | A=Black/Gray/Flat<br>I=Gray/Gray/Flat<br>T= Gray/Beige/Flat<br>X=Gray/Gray/Donut<br>Y=Gray/Beige/Donut |                                      |             |                       |                 |                     |                     | TP40J+84                                 |
|           |             | 1/2"       |               |           |  | 92                                   | 60          | S6                    | 56, 12          | TP40J+**            |                     |  |
|           |             | 5/8"       |               |           |  | 04                                   |             |                       | 13              |                     |                     |  |
|           |             | 3/4"       |               |           |  | 04,09                                | 05          |                       | 57, 11          |                     |                     |  |
| 4"        | 2"          | 2-7/16"    | 300           | 1/2"      | Gray/Beige/Flat  |                                      |             |                       | 63              |                     | TP40JT63            |  |
| 4"        | 2"          | 2-7/16"    | 300           | 1/2"      | Gray/Beige/Donut   |                                      |             |                       | 63, 49          |                     | TP40JY**            |  |
| 5"        | 1-1/2"      | 1-5/8"     | 300           | 1-3/16"   | Gray   |                                      |             |                       |                 |                     |                     | TP50HI84                                 |
|           |             | 1/2"       |               |           |  | 92                                   | 6M          | 56, 12                | TP50HI**        |                     |                     |  |
|           |             | 5/8"       |               |           |  | 01                                   |             |                       |                 |                     |                     |  |
|           |             | 3/4"       |               |           |  | 03                                   |             | 57, 11                |                 |                     |                     |  |
| 5"        | 2"          | 2-7/16"    | 350           | 1/2"      | Gray/Gray/Donut  |                                      |             |                       | 49              |                     | TP50JX49            |  |
| 5"        | 2"          | 2-3/16"    | 350           | 1-3/16"   | A=Black/Gray/Flat<br>I=Gray/Gray/Flat<br>T= Gray/Beige/Flat<br>X=Gray/Gray/Donut<br>Y=Gray/Beige/Donut |                                      |             |                       |                 |                     |                     | TP50J+84                                 |
|           |             | 1/2"       |               |           |  | 92                                   | 60          | S6                    | 56, 12          | TP50J+**            |                     |  |
|           |             | 5/8"       |               |           |  | 02                                   |             |                       | 13              |                     |                     |  |
|           |             | 3/4"       |               |           |  | 04,09                                | 05          |                       | 57, 11          |                     |                     |  |



| Wheel Dia | Tread Width | Hub Length         | Load Capacity | Bore I.D. | Available Color tread/core(+)  | Replace ** with desired bearing code |             |                       |                 |                     |                     | Part Number<br>Replace + with Color Code |          |
|-----------|-------------|--------------------|---------------|-----------|--|--------------------------------------|-------------|-----------------------|-----------------|---------------------|---------------------|--|----------|
|           |             |                    |               |           |  | Ball Brg.                            | Roller Brg. | Stainless Roller Brg. | Prec. Ball Brg. | S.S Prec. Ball Brg. | Delrin Brg./ Sleeve |  |          |
| 6"        | 1-1/2"      | 1-5/8"             | 375           | 1-3/16"   | Gray   |                                      |             |                       |                 |                     |                     | TP60HI84                                 |          |
|           |             | 1-7/8"             |               | 1/2"      |  |                                      | 92          |                       | 6M              |                     | 56, 12              | TP60HI**                                 |          |
|           |             |                    |               | 5/8"      |  |                                      | 01          |                       |                 |                     |                     |  |          |
|           |             |                    |               | 3/4"      |  |                                      | 03          |                       |                 |                     | 57, 11              |  |          |
| 6"        | 2"          | 2-7/16"            | 500           | 1/2"      | T=Gray/Beige/Flat<br>X=Gray/Gray/Donut   |                                      |             |                       | 63              |                     |                     | TP60J+63                                 |          |
| 6"        | 2"          | 2-3/16"            | 500           | 1-3/16"   | A=Black/Gray/Flat<br>I=Gray/Gray/Flat<br>T= Gray/Beige/Flat<br>X=Gray/Gray/Donut<br>Y=Gray/Beige/Donut |                                      |             |                       |                 |                     |                     |  | TP60J+84 |
|           |             | 2-7/16"            |               | 1/2"      |  |                                      | 92          |                       | 60              | S6                  | 56, 12              | TP60J**                                  |          |
|           |             |                    |               | 5/8"      |  |                                      | 02          |                       |                 |                     | 13                  |  |          |
|           |             |                    |               | 3/4"      |  |                                      | 04, 09      | 05                    |                 |                     | 57, 11              |  |          |
| 8"        | 1-1/2"      | 2-1/16"            | 400           | 1-3/8"    | H=Gray/Black<br>T=Gray/Beige   |                                      |             |                       |                 |                     |                     |  | TP80H+95 |
|           |             | 2-1/4"             |               | 1/2"      |  | 51                                   |             |                       | P1              |                     |                     | TP80H**                                  |          |
|           |             |                    |               | 5/8"      |  | 52                                   |             |                       | P2              |                     |                     |  |          |
|           |             |                    |               | 3/4"      |  | 53                                   |             |                       | P3              |                     |                     |  |          |
| 8"        | 1-1/2"      | 2"                 | 400           | 5/8"      | Gray/Beige/Flat  |                                      |             |                       |                 |                     | DL                  | TP80HT52DL                               |          |
| 8"        | 2"          | 2-7/16"            | 700           | 1/2"      | T=Gray/Beige/Flat<br>X=Gray/Gray/Donut   |                                      |             |                       | 63              |                     |                     | TP80J+63                                 |          |
| 8"        | 2"          | 2-3/16"            | 700           | 1-3/16"   | A=Black/Gray/Flat<br>I=Gray/Gray/Flat<br>T= Gray/Beige/Flat<br>X=Gray/Gray/Donut<br>Y=Gray/Beige/Donut |                                      |             |                       |                 |                     |                     |  | TP80J+84 |
|           |             | 2-7/16"            |               | 1/2"      |  |                                      | 92          |                       | 60              | S6                  | 56, 12              | TP80J**                                  |          |
|           |             |                    |               | 5/8"      |  |                                      | 02          |                       |                 |                     | 13                  |  |          |
|           |             |                    |               | 3/4"      |  |                                      | 04, 09      | 05                    |                 |                     | 57, 11              |  |          |
| 8"        | 2"          | 2"(Offset)         | 700           | 1-3/8"    | Black/Gray/Donut   |                                      |             |                       |                 |                     |                     |  | TP80JO95 |
|           |             | 2-1/4"<br>(Offset) |               | 1/2"      |  | 51                                   |             |                       | P1              |                     |                     | TP80JO**                                 |          |
|           |             |                    |               | 5/8"      |  | 52                                   |             |                       | P2              |                     |                     |  |          |
|           |             |                    |               | 3/4"      |  | 53                                   |             |                       | P3              |                     |                     |  |          |
| 8"        | 2-1/2"      | 2-3/4"             | 800           | 1-15/16"  | Gray   |                                      |             |                       |                 |                     |                     |  | TP80KI85 |
|           |             | 3"                 |               | 3/4"      |  |                                      |             |                       | 89              |                     |                     | TP80KI**                                 |          |
|           |             |                    |               | 1"        |  |                                      | 23          |                       |                 |                     | 58                  |  |          |
|           |             |                    |               | 1-1/4"    |  |                                      | 25          |                       |                 |                     |                     |  |          |
| 10"       | 2"          | 2"(Offset)         | 700           | 1-3/8"    | Black/Gray/Donut   |                                      |             |                       |                 |                     |                     |  | TP10JO95 |
|           |             | 2-1/4"<br>(Offset) |               | 1/2"      |  | 51                                   |             |                       | P1              |                     |                     | TP10JO**                                 |          |
|           |             |                    |               | 5/8"      |  | 52                                   |             |                       | P2              |                     |                     |  |          |
|           |             |                    |               | 3/4"      |  | 53                                   |             |                       | P3              |                     |                     |  |          |
| 10"       | 2-1/2"      | 2-3/4"             | 850           | 1-15/16"  | Gray   |                                      |             |                       |                 |                     |                     |  | TP10KI85 |
|           |             | 3"                 |               | 3/4"      |  |                                      | 93          |                       | 89              |                     |                     | TP10KI**                                 |          |
|           |             |                    |               | 1"        |  |                                      | 23          |                       |                 |                     | 58                  |  |          |
|           |             |                    |               | 1-1/4"    |  |                                      | 25          |                       |                 |                     |                     |  |          |
| 10"       | 3"          | 3-1/4"             | 900           | 1-15/16"  | A=Black<br>G=Gray  |                                      | 24          |                       | 69              |                     | 58                  |  | TP10L+85 |
|           |             | 3-1/2"             |               | 3/4"      |  |                                      | 93          |                       | 69              |                     |                     | TP10L**                                  |          |
|           |             |                    |               | 1"        |  |                                      | 24          |                       | 71P             |                     |                     |  |          |
|           |             |                    |               | 1-1/4"    |  |                                      | 26          |                       |                 |                     |                     |  |          |
| 12"       | 3"          | 3-1/4"             | 950           | 1-15/16"  | Gray   |                                      |             |                       |                 |                     |                     |  | TP12LI85 |
|           |             | 3-1/2"             |               | 3/4"      |  |                                      | 93          |                       | 69              |                     |                     | TP12LI**                                 |          |
|           |             |                    |               | 1"        |  |                                      | 24          |                       | 71P             |                     |                     |  |          |
|           |             |                    |               | 1-1/4"    |  |                                      | 26          |                       |                 |                     |                     |  |          |





# NOMADIC™

- Non-marking high grade thermo elastomer tread chemically bonded to a polyolefin core
- Resistance to cleaning chemicals, acids, alcohols and water
- Gray and Black tread color available
- Temperature range -20°F - 180°F
- Durometer Shore A 65(+/- 5)

NM WHEELS • CAPACITY 800

NM10JB52



| Wheel Dia | Tread Width | Hub Length     | Load Cap | Bore I.D. | Available Color (+)                  | Replace ** with desired bearing code |            |                 |               |                    |            | Part Number Replace + with Color Code |          |          |
|-----------|-------------|----------------|----------|-----------|--------------------------------------|--------------------------------------|------------|-----------------|---------------|--------------------|------------|---------------------------------------|----------|----------|
|           |             |                |          |           |                                      | Dual Sealed Ball BRG                 | Roller BRG | S.S. Roller BRG | Precision BRG | S.S. Precision BRG | Delrin BRG |                                       |          |          |
| 2-1/2"    | 1-1/4"      | 1-9/16"        | 300      | 3/8"      | Gray                                 | 42                                   |            |                 |               |                    |            | NM25GI42                              |          |          |
| 3"        | 1-1/4"      | 1-9/16"        | 300      | 3/8"      | I=Gray/Gray L=Blue/Gray              | 43                                   |            |                 |               |                    |            | NM30G+43                              |          |          |
| 3"        | 1-1/4"      | 1-9/16"        | 300      | 3/8"      | Gray                                 |                                      |            |                 |               | 4S                 |            | NM30GI4S                              |          |          |
| 3"        | 1-1/4"      | 1-9/16"        | 300      | 3/8"      | A=Black/Gray I=Gray/Gray L=Blue/Gray |                                      |            |                 |               |                    | 5A         | NM30G+5A                              |          |          |
| 3-1/2"    | 1-1/4"      | 1-9/16"        | 300      | 3/8"      | I=Gray/Gray L=Blue/Gray              | 43                                   |            |                 |               |                    |            | NM35G+43                              |          |          |
| 3-1/2"    | 1-1/4"      | 1-9/16"        | 300      | 3/8"      | I=Gray/Gray L=Blue/Gray              |                                      |            |                 |               |                    | 5A         | NM35G+5A                              |          |          |
| 4"        | 1-1/4"      | 1-9/16"        | 320      | 3/8"      | Black/Black                          |                                      |            |                 | 47            |                    |            | NM40GB47                              |          |          |
| 4"        | 1-1/4"      | 1-9/16"        | 320      | 3/8"      | Gray                                 |                                      |            |                 | 44            |                    |            | NM40GI44                              |          |          |
| 4"        | 1-1/4"      | 1-9/16"        | 320      | 3/8"      | Gray                                 |                                      |            |                 |               | 4S                 |            | NM40GI4S                              |          |          |
| 4"        | 1-1/4"      | 1-9/16"        | 320      | 3/8"      | I=Gray/Gray L=Blue/Gray              | 43                                   |            |                 |               |                    |            | NM40G+43                              |          |          |
| 4"        | 1-1/4"      | 1-9/16"        | 320      | 3/8"      | I=Gray/Gray L=Blue/Gray              |                                      |            |                 |               |                    | 5A         | NM40G+5A                              |          |          |
| 5"        | 1-1/4"      | 1-9/16"        | 350      | 3/8"      | Black/Donut                          | 42                                   |            |                 |               |                    |            | NM50GB42Y                             |          |          |
| 5"        | 1-1/4"      | 1-9/16"        | 350      | 3/8"      | Gray                                 |                                      |            |                 | 44            |                    |            | NM50GI44                              |          |          |
| 5"        | 1-1/4"      | 1-9/16"        | 350      | 3/8"      | Gray                                 |                                      |            |                 |               | 4S                 |            | NM50GI4S                              |          |          |
| 5"        | 1-1/4"      | 1-9/16"        | 350      | 3/8"      | I=Gray/Gray L=Blue/Gray              | 43                                   |            |                 |               |                    |            | NM50G+43                              |          |          |
| 5"        | 1-1/4"      | 1-9/16"        | 350      | 3/8"      | I=Gray/Gray L=Blue/Gray              |                                      |            |                 |               |                    | 5A         | NM50G+5A                              |          |          |
| 4"        | 2"          | 2-7/16"        | 400      | 1/2"      | Gray                                 |                                      |            |                 | 63            |                    |            | NM40JI63                              |          |          |
| 4"        | 2"          | 2-3/16"        | 400      | 1-3/16"   | I=Gray/Gray A=Black/Gray             | 60                                   | 92         |                 |               |                    | S6         | 56, 12                                | NM40J+84 |          |
|           |             |                |          | 1/2"      |                                      |                                      |            |                 |               |                    |            |                                       |          |          |
|           |             |                |          | 5/8"      |                                      |                                      |            |                 |               |                    |            |                                       |          |          |
|           |             |                |          | 3/4"      |                                      |                                      |            |                 |               |                    |            |                                       |          |          |
| 5"        | 2"          | 2-3/16"        | 500      | 1-3/16"   | I=Gray/Gray A=Black/Gray             | 60                                   | 92         |                 |               |                    | S6         | 56, 12                                | NM50J+84 |          |
|           |             |                |          | 1/2"      |                                      |                                      |            |                 |               |                    |            |                                       |          |          |
|           |             |                |          | 5/8"      |                                      |                                      |            |                 |               |                    |            |                                       |          |          |
|           |             |                |          | 3/4"      |                                      |                                      |            |                 |               |                    |            |                                       |          |          |
| 6"        | 2"          | 2-3/16"        | 600      | 1-3/16"   | I=Gray/Gray A=Black/Gray             | 60                                   | 92         |                 |               |                    | S6         | 56, 12                                | NM60J+84 |          |
|           |             |                |          | 1/2"      |                                      |                                      |            |                 |               |                    |            |                                       |          |          |
|           |             |                |          | 5/8"      |                                      |                                      |            |                 |               |                    |            |                                       |          |          |
|           |             |                |          | 3/4"      |                                      |                                      |            |                 |               |                    |            |                                       |          |          |
| 6"        | 2"          | 2-7/16"        | 600      | 1-3/16"   | X=Donut/Gray/Gray Z=Donut/Black/Gray | 60                                   | 92         |                 |               |                    | S6         | 56, 12                                | NM60J+84 |          |
|           |             |                |          | 1/2"      |                                      |                                      |            |                 |               |                    |            |                                       |          |          |
|           |             |                |          | 5/8"      |                                      |                                      |            |                 |               |                    |            |                                       |          |          |
|           |             |                |          | 3/4"      |                                      |                                      |            |                 |               |                    |            |                                       |          |          |
| 8"        | 2"          | 2-3/16"        | 700      | 1-3/16"   | I=Gray/Gray A=Black/Gray             | 60                                   | 92         |                 |               |                    | S6         | 56, 12                                | NM80J+84 |          |
|           |             |                |          | 1/2"      |                                      |                                      |            |                 |               |                    |            |                                       |          |          |
|           |             |                |          | 5/8"      |                                      |                                      |            |                 |               |                    |            |                                       |          |          |
|           |             |                |          | 3/4"      |                                      |                                      |            |                 |               |                    |            |                                       |          |          |
| 8"        | 2"          | 2-7/16"        | 700      | 1-3/16"   | Donut/Gray/Gray                      | 60                                   | 92         |                 |               |                    | S6         | 56, 12                                | NM80JX84 |          |
|           |             |                |          | 1/2"      |                                      |                                      |            |                 |               |                    |            |                                       |          |          |
|           |             |                |          | 5/8"      |                                      |                                      |            |                 |               |                    |            |                                       |          |          |
|           |             |                |          | 3/4"      |                                      |                                      |            |                 |               |                    |            |                                       |          |          |
| 10"       | 2"          | 2-1/16" Offset | 800      | 1-3/8"    | Donut/Black/Gray                     |                                      |            |                 |               |                    |            |                                       | NM10JB95 |          |
|           |             | 2-1/4" Offset  |          | 1/2"      | Donut/Black/Gray                     | 51, P1                               |            |                 |               |                    |            |                                       |          | NM10JB** |
|           |             |                |          | 5/8"      | Donut/Black/Gray                     | 52, P2                               |            |                 |               |                    |            |                                       |          |          |
|           |             |                |          | 3/4"      | Donut/Black/Gray                     | 53, P3                               |            |                 |               |                    |            |                                       |          |          |



# SX ELASTOMER™

- Precisely designed elastomer for high performance with heavy weight
- Designed to slow down heat buildup in continuous use
- Temperature Range -40° F to 230° F
- Precision ball bearing as standard
- Durometer Shore D 65 (+/- 5)



| Wheel Diameter | Tread Width | Hub Length | Load Capacity | *Bore I.D. | Precision Ball BRG | Stainless Precision Ball BRG | Replace ** with desired bearing code |
|----------------|-------------|------------|---------------|------------|--------------------|------------------------------|--------------------------------------|
|                |             |            |               |            |                    |                              | Part Number                          |
| 4"             | 2"          | 2-7/16"    | 1200          | 1/2        | 64                 | 72                           | SX40JI**                             |
| 5"             | 2"          | 2-7/16"    | 1200          | 1/2        | 64                 | 72                           | SX50JI**                             |
| 6"             | 2"          | 2-7/16"    | 1400          | 1/2        | 64                 | 72                           | SX60JI**                             |
| 8"             | 2"          | 2-7/16"    | 1500          | 1/2        | 64                 | 72                           | SX80JI**                             |

# IRONMAN™

- 2" Wide wheels have dual 6205 precision bearings, and 2.5" above have quadruple 6205 precision bearings
- Temperature Range -40° F to +250° F and will endure rapid temperature changes
- Compression Molded to its Maximum Strength
- Highly flexible for any customized specification
- Excellent for power tow application
- Machined slight crown tread
- Black Finish but non-marking
- Hardness Shore D 78-82





NX WHEELS • CAPACITY 10000

| Wheel Dia | Tread Width | Hub Length | Load Capacity | Bore I.D. | Color | Replace ** with desired bearing code |                      |             |                    |                 |                          |            | Part Number |          |
|-----------|-------------|------------|---------------|-----------|-------|--------------------------------------|----------------------|-------------|--------------------|-----------------|--------------------------|------------|-------------|----------|
|           |             |            |               |           |       | Roller BRG                           | Stainless Roller BRG | Tapered BRG | Precision Ball BRG | Sealed Ball BRG | Stainless Prec. Ball BRG | Bronze BRG |             |          |
| 2-1/2"    | 1-27/32"    | 1-27/32"   | 1200          | 1-3/16"   | Black |                                      |                      |             |                    |                 |                          |            | NX25IB84    |          |
|           |             |            |               | 3/4"      |       | 08, 9A                               |                      |             |                    |                 |                          |            | NX25IB**    |          |
| 2-1/2"    | 1-31/32"    | 2-13/64"   | 1700          | 1-3/16"   | Black |                                      |                      |             |                    |                 |                          |            | NX29IB84    |          |
|           |             | 2-3/8"     |               | 04, 09    |       |                                      |                      |             |                    |                 |                          | NX29IB**   |             |          |
| 3"        | 1-7/8"      | 1-7/8"     | 1700          | 1-3/16"   | Black |                                      |                      |             |                    |                 |                          |            | NX30IB84    |          |
|           |             |            |               | 3/4"      |       | 08                                   |                      |             |                    |                 |                          |            | NX30IB**    |          |
| 3"        | 1-7/8"      | 1-7/8"     | 1600          | 1/2"      | Black |                                      |                      |             | 3P~                |                 |                          |            | NX30IB3P    |          |
| 4"        | 2"          | 2-3/16"    | 2200          | 1-3/16"   | Black |                                      |                      |             |                    |                 |                          |            |             | NX40JB84 |
|           |             | 2-7/16"    |               | 1/2"      |       | 92                                   |                      | 60          | 6S                 |                 |                          |            |             |          |
|           |             | 2-7/16"    |               | 5/8"      |       | 02                                   |                      |             |                    |                 |                          |            |             |          |
|           |             | 2-7/16"    |               | 3/4"      |       | 04, 09                               |                      |             |                    |                 |                          |            |             |          |
| 4"        | 2"          | 2-7/16"    | 2200          | 1/2"      | Black |                                      |                      |             | 4P~                |                 | S3~                      |            | NX40JB**    |          |
| 4"        | 2"          | 2-1/16"    | 2000          | 1/2"      | Gray  |                                      |                      |             | 4P~                |                 |                          |            | NX40JI4P    |          |
| 5"        | 2"          | 2-7/16"    | 2200          | 3/4"      | Black |                                      |                      | 70          |                    |                 |                          |            |             | NX50JB70 |
|           |             |            |               |           |       |                                      |                      | 73~         |                    |                 |                          |            |             |          |
| 5"        | 2"          | 2-3/16"    | 2200          | 1-3/16"   | Black |                                      |                      |             |                    |                 |                          |            |             | NX50JB84 |
|           |             | 2-7/16"    |               | 1/2"      |       | 92                                   |                      | 60          | 6S                 |                 |                          |            |             |          |
|           |             | 2-7/16"    |               | 5/8"      |       | 02                                   |                      |             |                    |                 |                          |            |             |          |
|           |             | 2-7/16"    |               | 3/4"      |       | 04, 09                               |                      |             |                    |                 |                          |            |             |          |
| 5"        | 2"          | 2-7/16"    | 2200          | 1/2"      | Black |                                      |                      |             | 4P~                |                 | S3~                      |            | NX50JB**    |          |
| 5"        | 2"          | 2-1/16"    | 2000          | 1/2"      | Gray  |                                      |                      |             | 4P~                |                 |                          |            | NX50JI4P    |          |
| 5"        | 3"          | 3-1/2"     | 3500          | 3/4"      | Black |                                      |                      |             | 5P~                |                 | 5S~                      |            | NX50LB5P    |          |
| 6"        | 2"          | 2-7/16"    | 2200          | 3/4"      | Black |                                      |                      | 70          |                    |                 |                          |            |             | NX60JB70 |
|           |             |            |               | 1/2"      |       |                                      | 73~                  |             |                    |                 |                          |            |             | NX60JB73 |
| 6"        | 2"          | 2-3/16"    | 2200          | 1-3/16"   | Black |                                      |                      |             |                    |                 |                          |            |             | NX60JB84 |
|           |             | 2-7/16"    |               | 1/2"      |       | 92                                   |                      | 60          | 6S                 |                 |                          |            |             |          |
|           |             | 2-7/16"    |               | 5/8"      |       | 02                                   |                      |             |                    |                 |                          |            |             |          |
|           |             | 2-7/16"    |               | 3/4"      |       | 04, 09                               |                      |             |                    |                 |                          |            |             |          |
| 6"        | 2"          | 2-7/16"    | 2200          | 1/2"      | Black |                                      |                      |             | 4P~                |                 | S3~                      |            | NX60JB**    |          |
| 6"        | 2"          | 2-1/16"    | 2000          | 1/2"      | Gray  |                                      |                      |             | 4P~                |                 |                          |            | NX60JI4P    |          |
| 6"        | 2-1/2"      | 3"         | 7200          | 3/4"      | Black |                                      |                      |             | 5P~                |                 |                          |            | NX60KB5P    |          |
| 6"        | 3"          | 3-1/2"     | 7200          | 1"        | Black |                                      |                      |             | 61                 |                 |                          |            | NX60LB61    |          |
| 6"        | 3"          | 3-1/2"     | 7200          | 3/4"      | Black |                                      |                      |             | 5P~                |                 | 5S~                      |            | NX60LB5P    |          |
| 6"        | 3"          | 3-1/2"     | 7200          | 1"        | Black |                                      |                      |             | 7P~                |                 |                          |            | NX60LB7P    |          |
| 8"        | 2"          | 2-7/16"    | 2200          | 1/2"      | Black |                                      |                      |             | 63~                |                 | S3~                      |            | NX80JB**    |          |
| 8"        | 2"          | 2-7/16"    | 2200          | 1/2"      | Black |                                      |                      |             | 4P~                |                 |                          |            | NX80JB4P    |          |
| 8"        | 2"          | 2-7/16"    | 2200          | 3/4"      | Black |                                      |                      | 70          |                    |                 |                          |            | NX80JB70    |          |
| 8"        | 2"          | 2-7/16"    | 2200          | 1/2"      | Black |                                      |                      | 73~         |                    |                 |                          |            | NX80JB73    |          |
| 8"        | 2"          | 2-7/16"    | 2200          | 1/2"      | Gray  |                                      |                      |             | 4P~                |                 |                          |            | NX80JI4P    |          |
| 8"        | 3"          | 3-1/2"     | 7000          | 3/4"      | Black |                                      |                      |             | 5P~                |                 | 5S~                      |            | NX80LB**    |          |
| 8"        | 3"          | 3-1/2"     | 7000          | 1"        | Black |                                      |                      | 71          | 7P~                |                 |                          |            | NX80LB**    |          |
| 8"        | 3"          | 3-1/4"     | 7200          | 1-15/16"  | Black |                                      |                      |             |                    |                 |                          |            |             | NX80LB85 |
|           |             | 3-1/2"     |               | 3/4"      |       | 93                                   |                      |             |                    |                 |                          |            |             |          |
|           |             |            |               | 1"        |       | 24                                   |                      |             |                    |                 | 78                       |            |             |          |
|           |             |            |               | 1-1/4"    |       | 26                                   |                      |             |                    |                 |                          |            |             |          |
| 8"        | 4"          | 4-1/2"     | 8000          | 1-1/4"    | Black |                                      |                      |             | 8P~                |                 |                          |            | NX80NB8P    |          |
| 10"       | 2-1/2"      | 3"         | 6000          | 3.4"      | Black |                                      |                      |             | 5P~                |                 |                          |            | NX10KB5P    |          |
| 10"       | 3"          | 3-1/2"     | 7500          | 3/4"      | Black |                                      |                      |             | 5P~                |                 |                          |            | NX10LB5P    |          |
| 10"       | 3"          | 3-1/2"     | 7500          | 1"        | Black |                                      |                      |             | 7P~                |                 |                          |            | NX10LB7P    |          |
| 10"       | 4"          | 4-9/16"    | 8500          | 1-1/4"    | Black |                                      |                      |             | 8P~                |                 |                          |            | NX10NB8P    |          |
| 12"       | 3"          | 3-1/2"     | 7500          | 3/4"      | Black |                                      |                      |             | 5P~                |                 |                          |            | NX12LB5P    |          |
| 12"       | 3"          | 3-1/2"     | 7500          | 1"        | Black |                                      |                      |             | 7P~                |                 |                          |            | NX12LB7P    |          |
| 12"       | 4"          | 4-9/16"    | 8700          | 1-1/4"    | Black |                                      |                      |             | 8P~                |                 |                          |            | NX12NB8P    |          |

92 & 93 include spanner

Including top hats.



# NYLON

- Excellent resistance to grease, oil, most chemical & cleaning solutions
- Temperature range -40°F - 250°F
- Solid wheel molded from Nylon 6
- High impact resistance strength
- Durometer: Shore D 85 (+/-5)
- Natural Nylon resin color

NY WHEELS • CAPACITY 1300



| Wheel Dia | Tread Width | Hub Length | Load Capacity | Bore I.D. | Sealed Ball BRG | SS Ball BRG | Roller BRG | Precision BRG | Delrin BRG | Part Number |          |  |
|-----------|-------------|------------|---------------|-----------|-----------------|-------------|------------|---------------|------------|-------------|----------|--|
| 3"        | 1-1/4"      | 1-1/8"     | 300           | 1-1/8"    | 42              | 4S          |            | 47            | 55         | NY30GE98    |          |  |
|           |             | 1-9/16"    |               | 3/8"      |                 |             |            |               |            | 59          | NY30GE** |  |
|           |             |            |               | 1/2"      |                 |             |            |               |            |             |          |  |
| 3"        | 1-1/4"      | 1-9/16"    | 300           | 1/2"      |                 |             |            |               |            | NY30GE83    |          |  |
| 3-1/2"    | 1-1/4"      | 1-9/16"    | 325           | 1/2"      |                 |             |            |               |            | NY35GE83    |          |  |
| 4"        | 1-1/4"      | 1-5/16"    | 350           | 1-1/8"    | 42              | 4S          |            | 47            | 55         | NY40GE98    |          |  |
|           |             | 1-9/16"    |               | 3/8"      |                 |             |            |               |            | 59          | NY40GE** |  |
|           |             |            |               | 1/2"      |                 |             |            |               |            |             |          |  |
| 4"        | 1-1/4"      | 1-9/16"    | 350           | 1/2"      |                 |             |            |               |            | NY40GE83    |          |  |
| 5"        | 1-1/4"      | 1-5/16"    | 500           | 1-1/8"    | 42              | 4S          |            |               | 55         | NY50GE98    |          |  |
|           |             | 1-9/16"    |               | 3/8"      |                 |             |            |               |            | 59          | NY50GE** |  |
|           |             |            |               | 1/2"      |                 |             |            |               |            |             |          |  |
| 5"        | 1-1/4"      | 1-9/16"    | 500           | 1/2"      |                 |             |            |               |            | NY50GE83    |          |  |
| 4"        | 2"          | 2-3/16"    | 800           | 1-3/16"   | 60              | 6S          | 92         |               | 56, 12     | NY40JE84    |          |  |
|           |             | 2-7/16"    |               | 1/2"      |                 |             |            |               |            | 02          | NY40JE** |  |
|           |             |            |               | 5/8"      |                 |             |            |               |            | 04, 09      | 57, 11   |  |
|           |             |            |               | 3/4"      |                 |             |            |               |            |             |          |  |
| 5"        | 2"          | 2-3/16"    | 900           | 1-3/16"   | 60              | 6S          | 92         |               | 56, 12     | NY50JE84    |          |  |
|           |             | 2-7/16"    |               | 1/2"      |                 |             |            |               |            | 02          | NY50JE** |  |
|           |             |            |               | 5/8"      |                 |             |            |               |            | 04, 09      | 57, 11   |  |
|           |             |            |               | 3/4"      |                 |             |            |               |            |             |          |  |
| 6"        | 2"          | 2-3/16"    | 1200          | 1-3/16"   | 60              | 6S          | 92         |               | 56, 12     | NY60JE84    |          |  |
|           |             | 2-7/16"    |               | 1/2"      |                 |             |            |               |            | 02          | NY60JE** |  |
|           |             |            |               | 5/8"      |                 |             |            |               |            | 04, 09      | 57, 11   |  |
|           |             |            |               | 3/4"      |                 |             |            |               |            |             |          |  |
| 6"        | 2"          | 2-7/16"    | 1200          | 1/2"      |                 | 72          |            | 63            |            | NY60JE63    |          |  |
| 8"        | 2"          | 2-3/16"    | 1300          | 1-3/16"   | 60              | 6S          | 92         |               | 56, 12     | NY80JE84    |          |  |
|           |             | 2-7/16"    |               | 1/2"      |                 |             |            |               |            | 02          | NY80JE** |  |
|           |             |            |               | 5/8"      |                 |             |            |               |            | 04, 09      | 57, 11   |  |
|           |             |            |               | 3/4"      |                 |             |            |               |            |             |          |  |
| 8"        | 2"          | 2-7/16"    | 1300          | 1/2"      |                 | 72          |            | 63            |            | NY80JE63    |          |  |



# POLYOLEFIN

- Broad selections of wheel and tread design
- Temperature range: -20° F to 180° F
- Excellent chemical resistance
- Non-Marking

PO WHEELS • CAPACITY 900



| Wheel Dia | Tread Width | Hub Length | Load Capacity | Bore I.D. | Color & Design Code | Replace ** with desired code |            |                      |                    |                           |            | Part Number |
|-----------|-------------|------------|---------------|-----------|---------------------|------------------------------|------------|----------------------|--------------------|---------------------------|------------|-------------|
|           |             |            |               |           |                     | Ball BRG                     | Roller BRG | Stainless Roller BRG | Precision Ball BRG | Stainless Sealed Ball BRG | Delrin BRG |             |
| 2"        | 13/16"      | 7/8"       | 80            | 5/16"     | Black               |                              |            |                      |                    |                           |            | PO20AB81    |
| 2"        | 7/8"        | 15/16"     | 100           | 1/4"      | Black               |                              |            |                      |                    |                           |            | PO20BB80    |
| 2"        | 7/8"        | 1-1/16"    | 100           | 3/8"      | Black               |                              |            |                      |                    |                           |            | PO20AB82    |
| 2"        | 1-3/4"      | 1-13/16"   | 300           | 5/16"     | Black               |                              |            |                      |                    |                           |            | PO20IB81    |
| 2-1/2"    | 15/16"      | 1-11/32"   | 175           | 5/16"     | Black               |                              |            |                      |                    |                           |            | PO25CB81    |
| 3"        | 1"          | 1-1/8"     | 175           | 5/16"     | Black               |                              |            |                      |                    |                           |            | PO30DB81    |
| 4"        | 1"          | 1-1/8"     | 220           | 5/16"     | Black               |                              |            |                      |                    |                           |            | PO40DB81    |
| 5"        | 1"          | 1-1/8"     | 230           | 5/16"     | Black               |                              |            |                      |                    |                           |            | PO50DB81    |
| 2-1/2"    | 1-3/4"      | 1-29/32"   | 350           | 3/8"      | Black               |                              |            |                      |                    |                           |            | PO25IB82    |
| 2-1/2"    | 1-3/4"      | 1-29/32"   | 350           | 1-3/16"   | Black               |                              |            |                      |                    |                           |            | PO25IB84    |
|           |             |            |               | 1/2"      |                     |                              | 08         |                      |                    |                           | PO25IB08   |             |
| 3"        | 1-13/16"    | 1-63/64"   | 500           | 3/8"      | Black               |                              |            |                      |                    |                           |            | PO30IB82    |
| 3"        | 1-13/16"    | 1-63/64"   | 500           | 1/2"      | Black               |                              |            |                      |                    |                           |            | PO30IB83    |
| 3"        | 1-13/16"    | 1-63/64"   | 500           | 1-3/16"   | Black               |                              |            |                      |                    |                           |            | PO30IB84    |
|           |             |            |               | 3/4"      |                     |                              | 08         |                      |                    |                           | PO30IB08   |             |
| 3"        | 1-13/16"    | 2"         | 500           | 1/2"      | Black               |                              |            |                      | 49                 |                           |            | PO30IB49    |
| 3"        | 1-13/16"    | 2"         | 500           | 1/2"      | Black               |                              |            |                      | 62                 |                           |            | PO30IB62    |
| 3"        | 1-13/16"    | 1-63/64"   | 500           | 3/8"      | Gray                |                              |            |                      |                    |                           |            | PO30I182    |
| 2-1/2"    | 1-1/4"      | 1-9/16"    | 200           | 5/16"     | Black               |                              |            |                      |                    |                           |            | PO25GB81    |
| 2-1/2"    | 1-1/4"      | 1-9/16"    | 200           | 3/8"      | Black               |                              |            |                      |                    |                           |            | PO25GB82    |
| 2-1/2"    | 1-1/4"      | 1-9/16"    | 200           | 1/2"      | Black               |                              |            |                      |                    |                           |            | PO25GB83    |
| 3"        | 1-1/4"      | 1-9/16"    | 300           | 3/8"      | Black               |                              |            |                      |                    |                           |            | PO30GB82    |
| 3"        | 1-1/4"      | 1-9/16"    | 300           | 1/2"      | White/Donut         |                              |            |                      |                    |                           |            | PO30GJ83    |
| 3"        | 1-1/4"      | 1-9/16"    | 300           | 3/8"      | Black/Donut         |                              |            |                      |                    |                           |            | PO30GZ82    |
| 3"        | 1-1/4"      | 1-9/16"    | 300           | 1/2"      | Black/Donut         |                              |            |                      |                    |                           |            | PO30GZ83    |
| 3"        | 1-1/4"      | 1-5/16"    | 300           | 1-1/8"    | Black/Donut         |                              |            |                      |                    |                           |            | PO30GZ98    |
|           |             | 3/8"       |               | 42        |                     |                              |            |                      | 55                 | PO30GZ**                  |            |             |
|           |             | 1/2"       |               |           |                     |                              |            |                      | 59                 |                           |            |             |
| 3"        | 1-1/4"      | 1-9/16"    | 300           | 3/8"      | Black               |                              |            |                      |                    |                           |            | HP30GB82    |
| 3"        | 1-1/4"      | 1-9/16"    | 300           | 1/2"      | Black               |                              |            |                      |                    |                           |            | HP30GB83    |
| 3"        | 1-1/4"      | 1-9/16"    | 300           | 1/2"      | White               |                              |            |                      |                    |                           |            | HP30GE83    |
| 3"        | 1-1/4"      | 1-9/16"    | 300           | 3/8"      | White               | 42                           |            |                      |                    |                           |            | HP30GE42    |



| Wheel Dia | Tread Width | Hub Length | Load Capacity | Bore I.D. | Color & Design Code | Replace ** with desired code |            |                      |                    |                           |            | Part Number |
|-----------|-------------|------------|---------------|-----------|---------------------|------------------------------|------------|----------------------|--------------------|---------------------------|------------|-------------|
|           |             |            |               |           |                     | Ball BRG                     | Roller BRG | Stainless Roller BRG | Precision Ball BRG | Stainless Sealed Ball BRG | Delrin BRG |             |
| 3-1/2"    | 1-1/4"      | 1-9/16"    | 350           | 1/2"      | White               |                              |            |                      |                    |                           |            | PO35GJ83    |
| 3-1/2"    | 1-1/4"      | 1-9/16"    | 350           | 3/8"      | Black               |                              |            |                      |                    |                           |            | PO35GZ82    |
| 3-1/2"    | 1-1/4"      | 1-9/16"    | 350           | 1/2"      | Black               |                              |            |                      |                    |                           |            | PO35GZ83    |
| 3-1/2"    | 1-1/4"      | 1-5/16"    | 350           | 1-1/8"    | Black/Donut         |                              |            |                      |                    |                           |            | PO35GZ98    |
|           |             | 1-9/16"    |               | 3/8"      |                     | 42                           |            |                      | 55                 | PO35GZ**                  |            |             |
|           |             |            |               | 1/2"      |                     |                              |            |                      | 59                 |                           |            |             |
| 3-1/2"    | 1-3/8"      | 1-1/2"     | 350           | 1-1/16"   | Black               |                              |            |                      |                    |                           |            | PO35TZ9R    |
|           |             |            |               | 1/2"      |                     |                              | 00         |                      |                    |                           | PO35TZ00   |             |
| 4"        | 1-7/16"     | 1-9/16"    | 350           | 3/8"      | Black               |                              |            |                      |                    |                           |            | PO40GB82    |
| 4"        | 1-7/16"     | 1-9/16"    | 370           | 3/8"      | Black               |                              |            |                      |                    |                           |            | HP40GB82    |
| 4"        | 1-1/4"      | 1-9/16"    | 370           | 1/2"      | White/Donut         |                              |            |                      |                    |                           |            | PO40GJ83    |
| 4"        | 1-1/4"      | 1-5/16"    | 370           | 1-1/8"    | Black/Donut         |                              |            |                      |                    |                           |            | PO40GZ98    |
|           |             | 1-9/16"    |               | 3/8"      |                     | 42                           |            |                      | 4S                 | 55                        | PO40GZ**   |             |
|           |             |            |               | 1/2"      |                     |                              |            |                      |                    | 59                        |            |             |
| 4"        | 1-1/4"      | 1-9/16"    | 370           | 3/8"      | Black/Donut         |                              |            |                      |                    |                           |            | PO40GZ82    |
| 4"        | 1-1/4"      | 1-9/16"    | 370           | 1/2"      | Black/Donut         |                              |            |                      |                    |                           |            | PO40GZ83    |
| 5"        | 1-1/4"      | 1-5/16"    | 400           | 1-1/8"    | Black/Donut         |                              |            |                      |                    |                           |            | PO50GZ98    |
|           |             | 1-9/16"    |               | 3/8"      |                     | 42                           |            |                      |                    | 55                        | PO50GZ**   |             |
|           |             |            |               | 1/2"      |                     |                              |            |                      |                    | 59                        |            |             |
| 5"        | 1-1/4"      | 1-9/16"    | 400           | 3/8"      | Black               |                              |            |                      |                    |                           |            | PO51GB82    |
| 5"        | 1-7/16"     | 1-9/16"    | 400           | 3/8"      | Black               |                              |            |                      |                    |                           |            | PO50GB82    |
| 5"        | 1-7/16"     | 1-9/16"    | 400           | 1/2"      | Black               |                              |            |                      |                    |                           |            | PO50GB83    |
| 5"        | 1-1/4"      | 1-9/16"    | 400           | 1/2"      | White/Donut         |                              |            |                      |                    |                           |            | PO50GJ83    |
| 5"        | 1-1/4"      | 1-9/16"    | 400           | 1/2"      | Black/Donut         |                              |            |                      |                    |                           |            | PO50GZ83    |
| 5"        | 1-7/16"     | 1-9/16"    | 430           | 3/8"      | Black               |                              |            |                      |                    |                           |            | HP50GB82    |
| 5"        | 1-7/16"     | 1-5/16"    | 430           | 1-1/8"    | Black               |                              |            |                      |                    |                           |            | HP50GB98    |
|           |             | 1-9/16"    |               | 3/8"      |                     | 42                           |            |                      |                    | 55                        | HP50GB**   |             |
|           |             |            |               | 1/2"      |                     |                              |            |                      |                    | 59                        |            |             |
| 6"        | 1-1/4"      | 1-5/16"    | 450           | 1-1/8"    | Black/Donut         |                              |            |                      |                    |                           |            | PO60GZ98    |
|           |             | 1-9/16"    |               | 3/8"      |                     | 42                           |            |                      |                    | 55                        | PO60GZ**   |             |
|           |             | 1-9/16"    |               | 1/2"      |                     |                              |            |                      |                    | 59                        |            |             |
| 6"        | 1-1/4"      | 1-9/16"    | 450           | 3/8"      | Black/Donut         |                              |            |                      |                    |                           |            | PO60GZ82    |
| 6"        | 1-1/4"      | 1-9/16"    | 450           | 1/2"      | Black/Donut         |                              |            |                      |                    |                           |            | PO60GZ83    |
| 4"        | 1-1/2"      | 1-5/8"     | 375           | 3/8"      | Black               |                              |            |                      |                    |                           |            | PO40HB82    |
| 4"        | 1-1/2"      | 1-7/8"     | 400           | 1-3/16"   | Black               |                              |            |                      |                    |                           |            | PO40HB84    |
|           |             |            |               | 1/2"      |                     |                              | 92         |                      | 6M                 |                           | 56, 12     | PO40HB**    |
|           |             |            |               | 5/8"      |                     |                              | 01         |                      |                    |                           |            |             |
|           |             |            |               | 3/4"      |                     |                              | 03         |                      |                    |                           | 57, 11     |             |
| 4"        | 2"          | 2-3/16"    | 500           | 1/2"      | Black               |                              |            |                      |                    |                           |            | PO40JB83    |
| 4"        | 2"          | 2-3/16"    | 500           | 3/4"      | Black               |                              |            |                      |                    |                           |            | PO40JB88    |
| 4"        | 2"          | 2-7/16"    | 500           | 1-3/16"   | Black               |                              |            |                      |                    |                           |            | PO40JB84    |
|           |             |            |               | 1/2"      |                     |                              | 92         |                      | 60                 | 6S                        | 56, 12     | PO40JB**    |
|           |             |            |               | 5/8"      |                     |                              | 02         |                      |                    |                           |            |             |
|           |             |            |               | 3/4"      |                     |                              | 04,09      | 05                   |                    |                           | 57, 11     |             |
| 4"        | 2"          | 2-3/16"    | 500           | 3/4"      | White               |                              |            |                      |                    |                           |            | PO40JE88    |
| 4"        | 2"          | 2-7/16"    | 500           | 1-3/16"   | White               |                              |            |                      |                    |                           |            | PO40JE84    |
|           |             |            |               | 1/2"      |                     |                              | 92         |                      | 60                 | 6S                        | 56, 12     | PO40JE**    |
|           |             |            |               | 5/8"      |                     |                              | 02         |                      |                    |                           |            |             |
|           |             |            |               | 3/4"      |                     |                              | 04,09      | 05                   |                    |                           | 57, 11     |             |
| 4"        | 2"          | 2-7/16"    | 500           | 1-3/8"    | White               |                              |            |                      |                    |                           |            | PO40JE95    |
|           |             |            |               | 1/2"      |                     |                              | 51         |                      |                    | P1                        |            | PO40JE**    |
|           |             |            |               | 5/8"      |                     |                              | 52         |                      |                    | P2                        |            |             |
|           |             |            |               | 3/4"      |                     |                              | 53         |                      |                    | P3                        |            |             |



| Wheel Dia | Tread Width | Hub Length | Load Capacity | Bore I.D. | Color & Design Code | Replace ** with desired code |            |                      |                    |                           |            | Part Number |
|-----------|-------------|------------|---------------|-----------|---------------------|------------------------------|------------|----------------------|--------------------|---------------------------|------------|-------------|
|           |             |            |               |           |                     | Ball BRG                     | Roller BRG | Stainless Roller BRG | Precision Ball BRG | Stainless Sealed Ball BRG | Delrin BRG |             |
| 5"        | 1-1/2"      | 1-5/8"     | 450           | 1/2"      | Black               |                              |            |                      |                    |                           |            | PO50HB83    |
| 5"        | 1-1/2"      | 1-5/8"     | 450           | 3/4"      | Black               |                              |            |                      |                    |                           |            | PO50HB88    |
| 5"        | 1-1/2"      | 1-5/8"     | 450           | 1-3/16"   | Black               |                              |            |                      |                    |                           |            | PO50HB84    |
|           |             | 1/2"       |               |           |                     | 92                           |            | 6M                   |                    | 56, 12                    | PO50HB**   |             |
|           |             | 5/8"       |               |           |                     | 01                           |            |                      |                    |                           |            |             |
|           |             | 3/4"       |               |           |                     | 03                           |            |                      |                    | 57, 11                    |            |             |
| 5"        | 2"          | 2-3/16"    | 650           | 3/4"      | Black               |                              |            |                      |                    |                           |            | PO50JB88    |
| 5"        | 2"          | 2-3/16"    | 650           | 1-3/16"   | Black               |                              |            |                      |                    |                           |            | PO50JB84    |
|           |             | 1/2"       |               |           |                     | 92                           |            | 60                   | 6S                 | 56, 12                    | PO50JB**   |             |
|           |             | 5/8"       |               |           |                     | 02                           |            |                      |                    |                           |            |             |
|           |             | 3/4"       |               |           |                     | 04,09                        | 05         |                      |                    | 57, 11                    |            |             |
| 5"        | 2"          | 2-3/16"    | 500           | 3/4"      | White               |                              |            |                      |                    |                           |            | PO50JE88    |
| 5"        | 2"          | 2-3/16"    | 500           | 1-3/16"   | White               |                              |            |                      |                    |                           |            | PO50JE84    |
|           |             | 1/2"       |               |           |                     | 92                           |            | 60                   | 6S                 | 56, 12                    | PO50JE**   |             |
|           |             | 5/8"       |               |           |                     | 02                           |            |                      |                    |                           |            |             |
|           |             | 3/4"       |               |           |                     | 04,09                        | 05         |                      |                    | 57, 11                    |            |             |
| 5"        | 2"          | 2-3/16"    | 500           | 1-3/8"    | White               |                              |            |                      |                    |                           |            | PO50JE95    |
|           |             | 1/2"       |               | 51        |                     |                              |            | P1                   |                    |                           | PO50JE**   |             |
|           |             | 5/8"       |               | 52        |                     |                              |            | P2                   |                    |                           |            |             |
|           |             | 3/4"       |               | 53        |                     |                              |            | P3                   |                    |                           |            |             |
| 6"        | 1-1/2"      | 1-5/8"     | 450           | 1/2"      | Black               |                              |            |                      |                    |                           |            | PO60HB83    |
| 6"        | 1-1/2"      | 1-5/8"     | 450           | 1-3/16"   | Black               |                              |            |                      |                    |                           |            | PO60HB84    |
|           |             | 1/2"       |               |           |                     | 92                           |            | 6M                   |                    | 56, 12                    | PO60HB**   |             |
|           |             | 5/8"       |               |           |                     | 01                           |            |                      |                    |                           |            |             |
|           |             | 3/4"       |               |           |                     | 03                           |            |                      |                    | 57, 11                    |            |             |
| 6"        | 1-1/2"      | 1-5/8"     | 450           | 1/2"      | White               |                              |            |                      |                    |                           |            | PO60HE83    |
| 6"        | 2"          | 2-3/16"    | 700           | 1/2"      | Black               |                              |            |                      |                    |                           |            | PO60JB83    |
| 6"        | 2"          | 2-3/16"    | 700           | 3/4"      | Black               |                              |            |                      |                    |                           |            | PO60JB88    |
| 6"        | 2"          | 2-3/16"    | 700           | 1-3/16"   | Black               |                              |            |                      |                    |                           |            | PO60JB84    |
|           |             | 1/2"       |               |           |                     | 92                           |            | 60                   | 6S                 | 56, 12                    | PO60JB**   |             |
|           |             | 5/8"       |               |           |                     | 02                           |            |                      |                    |                           |            |             |
|           |             | 3/4"       |               |           |                     | 04,09                        | 05         |                      |                    | 57, 11                    |            |             |
| 6"        | 2"          | 2-3/16"    | 700           | 3/4"      | White               |                              |            |                      |                    |                           |            | PO60JE88    |
| 6"        | 2"          | 2-3/16"    | 700           | 1-3/16"   | White               |                              |            |                      |                    |                           |            | PO60JE84    |
|           |             | 1/2"       |               |           |                     | 92                           |            | 60                   | 6S                 | 56, 12                    | PO60JE**   |             |
|           |             | 5/8"       |               |           |                     | 02                           |            |                      |                    |                           |            |             |
|           |             | 3/4"       |               |           |                     | 04,09                        | 05         |                      |                    | 57, 11                    |            |             |
| 6"        | 2"          | 2-3/16"    | 700           | 1-3/8"    | White               |                              |            |                      |                    |                           |            | PO60JE95    |
|           |             | 1/2"       |               | 51        |                     |                              |            | P1                   |                    |                           | PO60JE**   |             |
|           |             | 5/8"       |               | 52        |                     |                              |            | P2                   |                    |                           |            |             |
|           |             | 3/4"       |               | 53        |                     |                              |            | P3                   |                    |                           |            |             |
| 8"        | 2"          | 2-3/16"    | 900           | 3/4"      | Black               |                              |            |                      |                    |                           |            | PO80JB88    |
| 8"        | 2"          | 2-3/16"    | 900           | 1-3/16"   | Black               |                              |            |                      |                    |                           |            | PO80JB84    |
|           |             | 1/2"       |               |           |                     | 92                           |            | 60                   | 6S                 | 56, 12                    | PO80JB**   |             |
|           |             | 5/8"       |               |           |                     | 02                           |            |                      |                    |                           |            |             |
|           |             | 3/4"       |               |           |                     | 04,09                        | 05         |                      |                    | 57, 11                    |            |             |
| 8"        | 2"          | 2-3/16"    | 900           | 3/4"      | White               |                              |            |                      |                    |                           |            | PO80JE88    |
| 8"        | 2"          | 2-3/16"    | 900           | 1-3/16"   | White               |                              |            |                      |                    |                           |            | PO80JE84    |
|           |             | 1/2"       |               |           |                     | 92                           |            | 60                   | 6S                 | 56, 12                    | PO80JE**   |             |
|           |             | 5/8"       |               |           |                     | 02                           |            |                      |                    |                           |            |             |
|           |             | 3/4"       |               |           |                     | 04,09                        | 05         |                      |                    | 57, 11                    |            |             |
| 8"        | 2"          | 2-3/16"    | 900           | 1-3/8"    | White               |                              |            |                      |                    |                           |            | PO80JE95    |
|           |             | 1/2"       |               | 51        |                     |                              |            | P1                   |                    |                           | PO80JE**   |             |
|           |             | 5/8"       |               | 52        |                     |                              |            | P2                   |                    |                           |            |             |
|           |             | 3/4"       |               | 53        |                     |                              |            | P3                   |                    |                           |            |             |

# VIGOROK™

- Resist hard impact cracking/chipping, salt, cleaning solutions, solvents, oils, fats, petroleum and water
- Temperature range -45°F - 180°F continuous operation (250° F intermittent)
- Engineered polymer for high load capacity
- Non-marking and easy rolling
- Gray as standard color
- Durometer 85(+/- 5)
- Steam cleanable

VK WHEELS • CAPACITY 2200

VK80JE6S

VK60JB6S



| Wheel Diameter | Tread Width | Hub Length | Load Capacity | Bore I.D. | Replace ** with desired bearings code |             |            |               |            | Part Number |
|----------------|-------------|------------|---------------|-----------|---------------------------------------|-------------|------------|---------------|------------|-------------|
|                |             |            |               |           | Sealed Ball BRG                       | SS Ball BRG | Roller BRG | Precision BRG | Delrin BRG |             |
| 3"             | 2"          | 2"         | 1200          | 1-3/16"   |                                       |             |            |               |            | VK40JE84    |
|                |             | 2-1/4"     |               | 1/2"      | 60                                    | 6S          | 92         | 56, 12        | VK40JE**   |             |
|                |             |            |               | 5/8"      |                                       |             | 02         |               |            |             |
|                |             |            |               | 3/4"      |                                       |             | 04, 09     | 57, 11        |            |             |
| 4"             | 2"          | 2-3/16"    | 1400          | 1-3/16"   |                                       |             |            |               | VK40JE84   |             |
|                |             | 2-7/16"    |               | 1/2"      | 60                                    | 6S          | 92         | 56, 12        | VK40JE**   |             |
|                |             |            |               | 5/8"      |                                       |             | 02         |               |            |             |
|                |             |            |               | 3/4"      |                                       |             | 04, 09     | 57, 11        |            |             |
| 5"             | 2"          | 2-3/16"    | 1500          | 1-3/16"   |                                       |             |            |               | VK50JE84   |             |
|                |             | 2-7/16"    |               | 1/2"      | 60                                    | 6S          | 92         | 56, 12        | VK50JE**   |             |
|                |             |            |               | 5/8"      |                                       |             | 02         |               |            |             |
|                |             |            |               | 3/4"      |                                       |             | 04, 09     | 57, 11        |            |             |
| 6"             | 2"          | 2-3/16"    | 2000          | 1-3/16"   |                                       |             |            |               | VK60JE84   |             |
|                |             | 2-7/16"    |               | 1/2"      | 60                                    | 6S          | 92         | 56, 12        | VK60JE**   |             |
|                |             |            |               | 5/8"      |                                       |             | 02         |               |            |             |
|                |             |            |               | 3/4"      |                                       |             | 04, 09     | 57, 11        |            |             |
| 8"             | 2"          | 2-3/16"    | 2200          | 1-3/16"   |                                       |             |            |               | VK80JE84   |             |
|                |             | 2-7/16"    |               | 1/2"      | 60                                    | 6S          | 92         | 56, 12        | VK80JE**   |             |
|                |             |            |               | 5/8"      |                                       |             | 02         |               |            |             |
|                |             |            |               | 3/4"      |                                       |             | 04, 09     | 57, 11        |            |             |





# PHENOLIC

- Canvas fiber filled Phenolic for high impact resistance
- Temperature range: -50° F to +250° F
- Durometer: Shore D 90(+/-5)

PH80JB60

PH60JB60



PH WHEELS • CAPACITY 3500

| Wheel Diameter | Tread Width | Hub Length | Load Capacity | Bore I.D. | Replace ** with desired bearings code |                    |            |            | Part Number |
|----------------|-------------|------------|---------------|-----------|---------------------------------------|--------------------|------------|------------|-------------|
|                |             |            |               |           | Roller BRG                            | Precision Ball BRG | Delrin BRG | Bronze BRG |             |
| 3"             | 1-1/4"      | 1-3/8"     | 300           | 1/2"      |                                       |                    |            |            | PH30GB83    |
| 3"             | 1-1/4"      | 1-3/8"     | 300           | 1-1/16"   |                                       |                    |            |            | PH30GB5P    |
| 3"             | 1-1/4"      | 1-3/8"     | 300           | 1/2"      | 00                                    |                    |            |            | PH30GB00    |
| 3-1/2"         | 1-1/4"      | 1-3/8"     | 350           | 1/2"      |                                       |                    |            |            | PH35GB83    |
| 4"             | 1-1/4"      | 1-3/8"     | 300           | 1/2"      |                                       |                    |            |            | PH40GB83    |
| 4"             | 1-1/4"      | 1-3/8"     | 400           | 1-1/16"   |                                       |                    |            |            | PH40GB5P    |
| 4"             | 1-1/4"      | 1-3/8"     | 400           | 1/2"      | 00                                    |                    |            |            | PH40GB00    |
| 5"             | 1-1/4"      | 1-3/8"     | 450           | 1/2"      |                                       |                    |            |            | PH50GB83    |
| 3"             | 1-3/4"      | 1-7/8"     | 1000          | 1-3/16"   |                                       |                    |            |            | PH30IB84    |
| 3"             | 1-3/4"      | 1-7/8"     | 1000          | 1/2"      | 92~                                   |                    |            |            | MA30IB92    |
| 3"             | 1-3/4"      | 1-7/8"     | 1000          | 3/4"      | 36                                    |                    |            |            | PH30IB36    |
| 3"             | 1-1/2"      | 1-5/8"     | 600           | 1/2"      |                                       |                    |            |            | PH30HB83    |
| 3"             | 1-1/2"      | 1-5/8"     | 600           | 1-3/16"   |                                       |                    |            |            | PH30HB84    |
| 3"             | 1-1/2"      | 1-7/8"     | 600           | 1/2"      | 92~                                   | 6M                 | 12, 56     |            | PH30HB**    |
| 3"             | 1-1/2"      | 1-7/8"     | 600           | 5/8"      | 01                                    |                    |            |            |             |
| 3"             | 1-1/2"      | 1-7/8"     | 600           | 3/4"      | 03                                    |                    | 11, 57     |            |             |
| 3-1/4"         | 1-1/2"      | 1-5/8"     | 600           | 1-3/16"   |                                       |                    |            |            | PH34HB84    |
| 3-1/4"         | 1-1/2"      | 1-7/8"     | 600           | 1/2"      | 92~                                   | 6M                 | 12, 56     |            | PH34HB**    |
| 3-1/4"         | 1-1/2"      | 1-7/8"     | 600           | 5/8"      | 01                                    |                    |            |            |             |
| 3-1/4"         | 1-1/2"      | 1-7/8"     | 600           | 3/4"      | 03                                    |                    | 11, 57     |            |             |
| 4"             | 1-1/2"      | 1-5/8"     | 600           | 1/2"      |                                       |                    |            |            | PH40HB83    |
| 4"             | 1-1/2"      | 1-5/8"     | 600           | 3/4"      |                                       |                    |            |            | PH40HB88    |
| 4"             | 1-1/2"      | 1-5/8"     | 600           | 1-3/16"   |                                       |                    |            |            | PH40HB84    |
| 4"             | 1-1/2"      | 1-7/8"     | 600           | 1/2"      | 92~                                   | 6M                 | 12, 56     |            | PH40HB**    |
| 4"             | 1-1/2"      | 1-7/8"     | 600           | 5/8"      | 01                                    |                    |            |            |             |
| 4"             | 1-1/2"      | 1-7/8"     | 600           | 3/4"      | 03                                    |                    | 11, 57     |            |             |
| 5"             | 1-1/2"      | 1-5/8"     | 600           | 1/2"      |                                       |                    |            |            | PH50HB83    |
| 5"             | 1-1/2"      | 1-5/8"     | 600           | 1-3/16"   |                                       |                    |            |            | PH50HB84    |
| 5"             | 1-1/2"      | 1-7/8"     | 600           | 1/2"      | 92~                                   | 6M                 | 12, 56     |            | PH50HB**    |
| 5"             | 1-1/2"      | 1-7/8"     | 600           | 5/8"      | 01                                    |                    |            |            |             |
| 5"             | 1-1/2"      | 1-7/8"     | 600           | 3/4"      | 03                                    |                    | 11, 57     |            |             |
| 6"             | 1-1/2"      | 1-5/8"     | 800           | 1-3/16"   |                                       |                    |            |            | PH60HB84    |
| 6"             | 1-1/2"      | 1-7/8"     | 800           | 1/2"      | 92~                                   | 6M                 | 12, 56     |            | PH60HB**    |
| 6"             | 1-1/2"      | 1-7/8"     | 800           | 5/8"      | 01                                    |                    |            |            |             |
| 6"             | 1-1/2"      | 1-7/8"     | 800           | 3/4"      | 03                                    |                    | 11, 57     |            |             |
| 3-1/4"         | 2"          | 2-3/16"    | 700           | 1-3/16"   |                                       |                    |            |            | PH34JB84    |
| 3-1/4"         | 2"          | 2-7/16"    | 700           | 1/2"      | 92~                                   |                    | 12,56      |            | PH34JB**    |
| 3-1/4"         | 2"          | 2-7/16"    | 700           | 5/8"      | 02                                    |                    |            |            |             |
| 3-1/4"         | 2"          | 2-7/16"    | 700           | 3/4"      | 04, 09                                | 60, 6S             | 11, 57     | B1, B5     |             |



| Wheel Diameter | Tread Width         | Hub Length | Load Capacity | Bore I.D. | Replace ** with desired bearings code |                    |            |            | Part Number |
|----------------|---------------------|------------|---------------|-----------|---------------------------------------|--------------------|------------|------------|-------------|
|                |                     |            |               |           | Roller BRG                            | Precision Ball BRG | Delrin BRG | Bronze BRG |             |
| 4"             | 2"                  | 2-3/16"    | 800           | 1-3/16"   |                                       |                    |            |            | PH40JB84    |
|                |                     | 2-7/16"    |               | 1/2"      | 92~                                   |                    | 12,56      |            | PH40JB**    |
|                |                     |            |               | 5/8"      | 02                                    |                    |            |            |             |
|                |                     |            |               | 3/4"      | 04, 09                                | 60, 6S             | 11, 57     | B1, B5     |             |
| 4"             | 2" (Straight-sided) | 2-3/16"    | 1000          | 1-3/16"   |                                       |                    |            |            | PH40TB84    |
|                |                     | 2-7/16"    |               | 1/2"      | 92~                                   |                    | 12,56      |            | PH40TB**    |
|                |                     |            |               | 5/8"      | 02                                    |                    |            |            |             |
|                |                     |            |               | 3/4"      | 04, 09                                | 60, 6S             | 11, 57     | B1, B5     |             |
| 5"             | 2"                  | 2-3/16"    | 100           | 3/4"      |                                       |                    |            |            | PH50JB88    |
| 5"             | 2"                  | 2-3/16"    | 1000          | 1-3/16"   |                                       |                    |            |            | PH50JB84    |
|                |                     | 2-7/16"    |               | 1/2"      | 92~                                   |                    | 12,56      |            | PH50JG**    |
|                |                     |            |               | 5/8"      | 02                                    |                    |            |            |             |
|                |                     |            |               | 3/4"      | 04, 09                                | 60, 6S             | 11, 57     | B1, B5     |             |
| 5"             | 2" (Straight-sided) | 2-3/16"    | 1200          | 1-3/16"   |                                       |                    |            |            | PH50TB84    |
|                |                     | 2-7/16"    |               | 1/2"      | 92~                                   |                    | 12,56      |            | PH50TB**    |
|                |                     |            |               | 5/8"      | 02                                    |                    |            |            |             |
|                |                     |            |               | 3/4"      | 04, 09                                | 60, 6S             | 11, 57     | B1, B5     |             |
| 6"             | 2"                  | 2-3/16"    | 1200          | 3/4"      |                                       |                    |            | B1, B5     | PH60JB88    |
| 6"             | 2"                  | 2-3/16"    | 1200          | 1-3/16"   |                                       |                    |            |            | PH60JB84    |
|                |                     | 2-7/16"    |               | 1/2"      | 92~                                   |                    | 12,56      |            | PH60JB**    |
|                |                     |            |               | 5/8"      | 02                                    |                    |            |            |             |
|                |                     |            |               | 3/4"      | 04, 09                                | 60, 6S             | 11, 57     | B1, B5     |             |
| 6"             | 2" (Straight-sided) | 2-3/16"    | 1500          | 1-3/16"   |                                       |                    |            |            | PH60TB84    |
|                |                     | 2-7/16"    |               | 1/2"      | 92~                                   |                    | 12,56      |            | PH60TB**    |
|                |                     |            |               | 5/8"      | 02                                    |                    |            |            |             |
|                |                     |            |               | 3/4"      | 04, 09                                | 60, 6S             | 11, 57     | B1, B5     |             |
| 6"             | 2-1/2"              | 2-3/4"     | 1400          | 1-3/16"   |                                       |                    |            |            | PH60KB84    |
|                |                     | 3"         |               | 1/2"      | 92~                                   |                    |            |            | PH60KB**    |
|                |                     |            |               | 3/4"      | 06                                    |                    |            |            |             |
| 6"             | 2-1/2"              | 2-3/4"     | 1600          | 1-15/16"  |                                       |                    |            |            | PH60KB85    |
|                |                     | 3"         |               | 3/4"      | 93~                                   | 89                 |            |            | PH60KB**    |
|                |                     |            |               | 1"        | 23                                    |                    |            | B7         |             |
|                |                     |            |               | 1-1/4"    | 25                                    |                    |            |            |             |
| 6"             | 2-1/2"              | 3-1/4"     | 1600          | 1-15/16"  |                                       |                    |            |            | PH60QB85    |
|                |                     | 3-1/2"     |               | 3/4"      | 93                                    | 69                 |            |            | PH60QB**    |
|                |                     |            |               | 1"        | 24                                    | R1                 | 58         | B8         |             |
|                |                     |            |               | 1-1/4"    | 26                                    |                    |            |            |             |
| 6"             | 3"                  | 3-1/4"     | 2000          | 1-15/16"  |                                       |                    |            |            | PH60LB85    |
|                |                     | 3-1/2"     |               | 3/4"      | 93~                                   | 69                 |            |            | PH60LB**    |
|                |                     |            |               | 1"        | 24                                    | R1                 | 58         | B8         |             |
|                |                     |            |               | 1-1/4"    | 26                                    |                    |            |            |             |



| Wheel Diameter | Tread Width       | Hub Length | Load Capacity | Bore I.D. | Replace ** with desired bearings code |                    |            |            | Part Number |
|----------------|-------------------|------------|---------------|-----------|---------------------------------------|--------------------|------------|------------|-------------|
|                |                   |            |               |           | Roller BRG                            | Precision Ball BRG | Delrin BRG | Bronze BRG |             |
| 8"             | 2"                | 2-3/16"    | 1400          | 1-3/16"   |                                       |                    |            |            | PH80JB84    |
|                |                   | 2-7/16"    |               | 1/2"      | 92~                                   |                    | 12,56      |            | PH80JB**    |
|                |                   |            |               | 5/8"      | 02                                    |                    |            |            |             |
|                |                   |            |               | 3/4"      | 04, 09                                | 60, 6S             | 11, 57     | B1, B5     |             |
| 8"             | 2-1/2"            | 2-3/4"     | 1800          | 1-3/16"   |                                       |                    |            |            | PH80KB84    |
|                |                   | 3"         |               | 1/2"      | 92~                                   |                    |            |            | PH80KB**    |
|                |                   |            |               | 3/4"      | 06                                    |                    |            |            |             |
| 8"             | 2-1/2"            | 3"         | 2000          | 1-15/16"  |                                       |                    |            |            | PH80KB85    |
|                |                   |            |               | 3/4"      | 93~                                   | 89                 |            |            | PH80KG**    |
|                |                   |            |               | 1"        | 23                                    |                    |            | B7         |             |
|                |                   |            |               | 1-1/4"    | 25                                    |                    |            |            |             |
| 8"             | 2-1/2"            | 3-1/4"     | 2000          | 1-15/16"  |                                       |                    |            |            | PH80QB85    |
|                |                   | 3-1/2"     |               | 3/4"      | 93~                                   | 69                 |            |            | PH80QB**    |
|                |                   |            |               | 1"        | 24                                    | R1                 | 58         | B8         |             |
|                |                   |            |               | 1-1/4"    | 26                                    |                    |            |            |             |
| 8"             | 3"                | 3-1/2"     | 2500          | 1-15/16"  |                                       |                    |            |            | PH80LB85    |
|                |                   |            |               | 3/4"      | 93~                                   | 69                 |            |            | PH80LB**    |
|                |                   |            |               | 1"        | 24                                    | R1                 | 58         | B8         |             |
|                |                   |            |               | 1-1/4"    | 26                                    |                    |            |            |             |
| 8"             | 3" Straight Sided | 3-1/2"     | 2500          | 1-15/16"  |                                       |                    |            |            | PH80LT85    |
|                |                   |            |               | 3/4"      | 93~                                   | 69                 |            |            | PH80LT**    |
|                |                   |            |               | 1"        | 24                                    | R1                 | 58         | B8         |             |
|                |                   |            |               | 1-1/4"    | 26                                    |                    |            |            |             |
| 10"            | 2-1/2"            | 2-3/4"     | 2200          | 1-3/16"   |                                       |                    |            |            | PH10KB84    |
|                |                   | 3"         |               | 1/2"      | 92~                                   |                    |            |            | PH10KB**    |
|                |                   |            |               | 3/4"      | 06                                    |                    |            |            |             |
| 10"            | 2-1/2"            | 3"         | 2500          | 1-15/16"  |                                       |                    |            |            | PH10KB85    |
|                |                   |            |               | 3/4"      | 93~                                   | 89                 |            |            | PH10KB**    |
|                |                   |            |               | 1"        | 23                                    |                    |            | B7         |             |
|                |                   |            |               | 1-1/4"    | 25                                    |                    |            |            |             |
| 10"            | 2-1/2"            | 3-1/2"     | 2500          | 1-15/16"  |                                       |                    |            |            | PH10QB85    |
|                |                   |            |               | 3/4"      | 93~                                   | 69                 |            |            | PH10QB**    |
|                |                   |            |               | 1"        | 24                                    | R1                 | 58         | B8         |             |
|                |                   |            |               | 1-1/4"    | 26                                    |                    |            |            |             |
| 10"            | 3"                | 3-1/2"     | 2900          | 1-15/16"  |                                       |                    |            |            | PH10LB85    |
|                |                   |            |               | 3/4"      | 93~                                   | 69                 |            |            | PH10LB**    |
|                |                   |            |               | 1"        | 24                                    | R1                 | 58         | B8         |             |
|                |                   |            |               | 1-1/4"    | 26                                    |                    |            |            |             |
| 12"            | 2-1/2"            | 3"         | 3000          | 1-15/16"  |                                       |                    |            |            | PH12KB85    |
|                |                   |            |               | 3/4"      | 93~                                   | 89                 |            |            | PH12KB**    |
|                |                   |            |               | 1"        | 23                                    |                    |            | B7         |             |
|                |                   |            |               | 1-1/4"    | 25                                    |                    |            |            |             |
| 12"            | 2-1/2"            | 3-1/2"     | 3000          | 1-15/16"  |                                       |                    |            |            | PH12QB85    |
|                |                   |            |               | 3/4"      | 93~                                   |                    |            |            | PH12QB**    |
|                |                   |            |               | 1"        | 24                                    | R1                 | 58         | B8         |             |
|                |                   |            |               | 1-1/4"    | 26                                    |                    |            |            |             |
| 12"            | 3"                | 3-1/2"     | 3500          | 1-15/16"  |                                       |                    |            |            | PH12LB85    |
|                |                   |            |               | 3/4"      | 93~                                   | 69                 |            |            | PH12LB**    |
|                |                   |            |               | 1"        | 24                                    | R1                 | 58         | B8         |             |
|                |                   |            |               | 1-1/4"    | 26                                    |                    |            |            |             |
| 12"            | 3.5"              | 4-1/4"     | 4000          | 2-7/16"   |                                       |                    |            |            | PH12MB86    |
|                |                   | 4-9/16"    |               | 1-1/4"    | 31                                    |                    |            |            | PH12MB31    |
|                |                   |            |               | 1-1/2"    | 33                                    |                    |            |            | PH12MB33    |
| 12"            | 4" Straight-sided | 4"         | 6500          | 2-7/16"   |                                       |                    |            |            | PH12NB86    |
|                |                   |            |               | 1-1/2"    | 39                                    |                    |            |            | PH12NB39    |
| 16"            | 3"                | 4-1/4"     | 4000          | 2-7/16"   |                                       |                    |            |            | PH16LB86    |
|                |                   | 4-9/16"    |               | 1-1/4"    | 31                                    |                    |            |            | PH16LB31    |
|                |                   |            |               | 1-1/2"    | 33                                    |                    |            |            | PH16LB33    |
| 16"            | 4"                | 5-1/4"     | 8000          | 2-7/16"   |                                       |                    |            |            | PH16NB86    |
|                |                   |            |               | 1-1/4"    | 32                                    |                    |            |            | PH16NB32    |
|                |                   |            |               | 1-1/2"    | 34                                    |                    |            |            | PH16NB34    |
| 18"            | 3"                | 3-1/2"     | 3500          | 1-15/16"  |                                       |                    |            |            | PH18LB85    |
|                |                   |            |               | 3/4"      | 93~                                   | 69                 |            |            | PH18LB**    |
|                |                   |            |               | 1"        | 24                                    | R1                 | 58         | B8         |             |
|                |                   |            |               | 1-1/4"    | 26                                    |                    |            |            |             |

~includes  
spanner



# CONDUCTIVE THERMO RUBBER WHEEL

- Compounded with a special metal fiber to ensure the sufficient conductivity through the life of the wheel
- Surface resistance > 1 x 10<sup>3</sup> but < 1 x 10<sup>5</sup> Ω/square (It exceeds Federal ESD Standard, FF-C-88C)
- Wheels equipped with precision bearing
- Durometer: Shore A 95(+/-5)
- Non-Marking



CN,CT WHEELS • CAPACITY 300

| Wheel Diameter | Wheel Width | Hub Length | Load Capacity | Bore I.D. | Part #   |
|----------------|-------------|------------|---------------|-----------|----------|
| 3"             | 1-1/4"      | 1-9/16"    | 200           | 3/8"      | CN30GH44 |
| 4"             | 1-1/4"      | 1-9/16"    | 250           | 3/8"      | CN40GH44 |
| 5"             | 1-1/4"      | 1-9/16"    | 275           | 3/8"      | CN50GH44 |

The conductive wheels must be properly installed to ensure a conductive path from the equipment leg, through the caster, axle and bearing and then through the center core and tread

# CONDUCTIVE SOLID RUBBER WHEEL

- Surface resistance > 1 x 10<sup>3</sup> but < 1 x 10<sup>5</sup> Ω/square (It exceeds Federal ESD Standard, FF-C-88C)
- Temperature range -40° F to 160°F
- Durometer: Shore D 70(+/- 5)
- Black as standard



| Wheel Diameter | Tread Width | Hub Length | Load Capacity | Bore I.D. | Replace ** with desired bearing code |                | Part Number |
|----------------|-------------|------------|---------------|-----------|--------------------------------------|----------------|-------------|
|                |             |            |               |           | Ball Bearing                         | Delrin Bearing |             |
| 3"             | 1"          | 1-1/4"     | 125           | 1/4"      |                                      |                | CT30DB80    |
| 3"             | 1"          | 1-1/4"     | 125           | 5/16"     |                                      |                | CT30DB81    |
| 3"             | 1-1/4"      | 1-3/8"     | 300           | 1-1/8"    |                                      |                | CT30GB98    |
|                |             | 1-9/16"    | 300           | 3/8"      | 42                                   | 55             | CT30GB**    |
|                |             | 1-9/16"    | 300           | 1/2"      |                                      | 59             |             |



# STATIC DISSIPATIVE POLYURETHANE ON ALUMINUM CORE

- Surface resistance >  $1 \times 10^6$  but <  $1 \times 10^9 \Omega/\text{square}$
- Wheels equipped with precision bearing
- Durometer: Shore A 85(+/-5)
- Non-Marking



| Wheel Diameter | Wheel Width | Hub Length | Load Capacity | Bore I.D. | Part #   |
|----------------|-------------|------------|---------------|-----------|----------|
| 4"             | 2"          | 2-7/16"    | 500           | 1/2"      | CX40JL63 |
| 5"             | 2"          | 2-7/16"    | 540           | 1/2"      | CX50JL64 |
| 6"             | 2"          | 2-7/16"    | 600           | 1/2"      | CX60JL64 |
| 8"             | 2"          | 2-7/16"    | 700           | 1/2"      | CX80JL64 |

The conductive wheels must be properly installed to ensure a conductive path from the equipment leg, through the caster, axle and bearing and then through the center core and tread

# CONDUCTIVE NYLON WHEEL

- Surface resistance >  $1 \times 10^3$  but <  $1 \times 10^5 \Omega/\text{square}$  (It exceeds Federal ESD Standard, FF-C-88C)
- Wheels equipped with precision bearing
- Durometer: Shore D 85(+/-5)
- Non-Marking



| Wheel Diameter | Wheel Width | Hub Length | Load Capacity | BORE I.D. | Part #   |
|----------------|-------------|------------|---------------|-----------|----------|
| 4"             | 2"          | 2-7/16"    | 500           | 1/2"      | CY40JI62 |
| 5"             | 2"          | 2-7/16"    | 540           | 1/2"      | CY50JI62 |
| 6"             | 2"          | 2-7/16"    | 600           | 1/2"      | CY60JI62 |
| 8"             | 2"          | 2-7/16"    | 700           | 1/2"      | CY80JI62 |

The conductive wheels must be properly installed to ensure a conductive path from the equipment leg, through the caster, axle and bearing and then through the center core and tread



# RETORT

- Highly resistant to water, oils, petroleum products, salt solutions, common cleaning solutions, solvents and acid
- Made from heat stabilized polymer for excellent weight capacity and heat resistance
- Rounded tread for exceptionally easy rolling
- Temperature range: -20° F to 300° F
- Durometer Shore D 85(+/-5)
- Autoclavable



| Wheel Diameter | Tread Width | Hub Length | Load Capacity | Bore I.D. | Replace ** with desired code |                      |                    |                           |            | Part Number |
|----------------|-------------|------------|---------------|-----------|------------------------------|----------------------|--------------------|---------------------------|------------|-------------|
|                |             |            |               |           | Roller BRG                   | Stainless Roller BRG | Precision Ball BRG | Stainless Sealed Ball BRG | Delrin BRG |             |
| 3"             | 1-1/2"      | 1-5/8"     | 325           | 1/2"      |                              |                      |                    |                           |            | AC30HE83    |
| 3-1/2"         | 1-1/4"      | 1-3/8"     | 350           | 1/2"      |                              |                      |                    |                           |            | AC35GE83    |
| 4"             | 1-1/4"      | 1-3/8"     | 350           | 1/2"      |                              |                      |                    |                           |            | AC40GE83    |
| 5"             | 1-1/4"      | 1-3/8"     | 450           | 1/2"      |                              |                      |                    |                           |            | AC40GE83    |
| 4"             | 1-1/2"      | 1-5/8"     | 375           | 1/2"      |                              |                      |                    |                           |            | AC40HE83    |
| 4"             | 2"          | 2-3/16"    | 600           | 3/4"      |                              |                      |                    |                           |            | AC40JE88    |
| 4"             | 2"          | 2-3/16"    | 600           | 1-3/16"   |                              |                      |                    |                           |            | AC40JE84    |
|                |             | 2-7/16"    |               | 1/2"      | 92                           |                      | 60                 | 6S                        | 56, 12     | AC40JE**    |
|                |             |            |               | 5/8"      | 02                           |                      |                    |                           |            |             |
|                |             |            |               | 3/4"      | 04,09                        | 05                   |                    |                           | 57, 11     |             |
| 5"             | 1-1/2"      | 1-5/8"     | 550           | 1/2"      |                              |                      |                    |                           | AC50HE83   |             |
| 5"             | 2"          | 2-3/16"    | 650           | 3/4"      |                              |                      |                    |                           |            | AC50JE88    |
| 5"             | 2"          | 2-3/16"    | 650           | 1-3/16"   |                              |                      |                    |                           |            | AC50JE84    |
|                |             | 2-7/16"    |               | 1/2"      | 92                           |                      | 60                 | 6S                        | 56, 12     | AC50JE**    |
|                |             |            |               | 5/8"      | 02                           |                      |                    |                           |            |             |
|                |             |            |               | 3/4"      | 04,09                        | 05                   |                    |                           | 57, 11     |             |
| 6"             | 2"          | 2-3/16"    | 650           | 3/4"      |                              |                      |                    |                           | AC60JE88   |             |
| 6"             | 2"          | 2-3/16"    | 700           | 1-3/16"   |                              |                      |                    |                           |            | AC60JE84    |
|                |             | 2-7/16"    |               | 1/2"      | 92                           |                      | 60                 | 6S                        | 56, 12     | AC60JE**    |
|                |             |            |               | 5/8"      | 02                           |                      |                    |                           |            |             |
|                |             |            |               | 3/4"      | 04,09                        | 05                   |                    |                           | 57, 11     |             |
| 8"             | 2"          | 2-3/16"    | 900           | 3/4"      |                              |                      |                    |                           | AC80JE88   |             |
| 8"             | 2"          | 2-3/16"    | 900           | 1-3/16"   |                              |                      |                    |                           |            | AC80JE84    |
|                |             | 2-7/16"    |               | 1/2"      | 92                           |                      | 60                 | 6S                        | 56, 12     | AC80JE**    |
|                |             |            |               | 5/8"      | 02                           |                      |                    |                           |            |             |
|                |             |            |               | 3/4"      | 04,09                        | 05                   |                    |                           | 57, 11     |             |



# STEROLIZER® WHEEL

- Stainless Steel core for corrosive, wash down and clean environment and aluminum core for bakeries
- Exceptional resistance to water, oil grease, most acids, chemicals and cleaning solutions
- Special engineered elastomer offers cushioned, quiet ride and excellent floor protection
- Temperature range: -40° F to 350° continuous 6 hours, 400° F intermittent
- Exclusively engineered non-Silicon Rubber
- Durometer: 65 Shore A (+/- 5)
- BG wheel has a glass filled nylon hub

SL40HC61

BG50V02S

BF50HC61



| Wheel Diameter | Tread Width | Hub Length | Load Capacity | Bore ID | Core Material      | Type of Bearing   | Part Number |
|----------------|-------------|------------|---------------|---------|--------------------|-------------------|-------------|
| 4"             | 1-1/4"      | 1-9/16"    | 300           | 1/2"    | Aluminum           | Plain             | BF40GC83    |
| 4"             | 1-1/2"      | 1-5/8"     | 350           | 3/8"    | Aluminum           | S.S. Precision    | BF40HC61    |
| 4"             | 1-1/4"      | 1-9/16"    | 300           | 1/2"    | Stainless          | Plain             | SL40GC83    |
| 4"             | 1-1/2"      | 1-5/8"     | 350           | 3/8"    | Stainless          | S.S. Precision    | SL40HC61    |
| 5"             | 1-3/8"      | 1-9/16"    | 325           | 3/8"    | Glass Filled Nylon | S.S. ball bearing | BG50V02S    |
| 5"             | 2"          | 2-3/16"    | 450           | 1/2"    | Stainless          | Bronze Bushing    | SL50JCB8    |

# BRIMSTONE®

- Temperature range: -40° to 425° F Continuous, 475° F to 550° F intermittent
- Brown as standard color; Black is available on certain sizes
- Excellent for autoclave and steam cleaning applications
- Made out of exclusively engineered polymer
- Superior abrasion and impact resistance
- Durometer 85 shore D (+/- 5)

GN80LQ85

GN60JQ09

GN40HB83





| Wheel Dia | Tread Width | Hub Length | Load Capacity | Available color (+) | Bore I.D. | Replace ** with desired bearing code |                                 |            |                            |                     |                                 |               | Part Number<br>Replace "+<br>with color<br>code |
|-----------|-------------|------------|---------------|---------------------|-----------|--------------------------------------|---------------------------------|------------|----------------------------|---------------------|---------------------------------|---------------|---|
|           |             |            |               |                     |           | Top Hat<br>Spanner                   | Stainless<br>Top Hat<br>Spanner | Roller BRG | Stainless<br>Roller<br>BRG | Seal<br>Ball<br>BRG | Stainless<br>Sealed<br>Ball BRG | Bronze<br>BRG |   |
| 3"        | 1-1/4"      | 1-13/32"   | 300           | Q=Brown<br>B=Black  | 1/2"      |                                      |                                 |            |                            |                     |                                 |               | GN30G+83  |
|           |             | 1-21/32"   |               |                     | 3/8"      | 99                                   | 97                              |            |                            |                     |                                 | GN30G+**      |   |
| 3"        | 1-1/2"      | 1-5/8"     | 600           | Brown               | 1/2"      |                                      |                                 |            |                            |                     |                                 |               | GN30HQ83  |
| 3"        | 1-1/2"      | 1-5/8"     | 600           | Brown               | 3/4"      |                                      |                                 |            |                            |                     |                                 |               | GN30HQ88  |
| 3-1/2"    | 1-1/4"      | 1-13/32"   | 600           | Brown               | 1/2"      |                                      |                                 |            |                            |                     |                                 |               | GN35GQ83  |
|           |             | 1-24/32"   |               |                     | 3/8"      | 99                                   | 97                              |            |                            |                     |                                 | GN35GQ**      |   |
| 4"        | 1-1/4"      | 1-13/32"   | 300           | Q=Brown<br>B=Black  | 1/2"      |                                      |                                 |            |                            |                     |                                 |               | GN40G+83  |
|           |             | 1-24/32"   |               |                     | 3/8"      | 99                                   | 97                              |            |                            |                     |                                 | GN40G+**      |   |
| 5"        | 1-1/4"      | 1-13/32"   | 700           | Q=Brown<br>B=Black  | 1/2"      |                                      |                                 |            |                            |                     |                                 |               | GN50G+83  |
|           |             | 1-12/32"   |               |                     | 3/8"      | 99                                   | 97                              |            |                            |                     |                                 | GN50G+**      |   |
| 4"        | 1-1/2"      | 1-5/8"     | 700           | Q=Brown<br>B=Black  | 1/2"      |                                      |                                 |            |                            |                     |                                 |               | GN40H+83  |
| 4"        | 1-1/2"      | 1-5/8"     | 700           | Q=Brown<br>B=Black  | 3/4"      |                                      |                                 |            |                            |                     |                                 |               | GN40H+88  |
| 4"        | 1-1/2"      | 1-5/8"     | 700           | Brown               | 1-3/16"   |                                      |                                 |            |                            |                     |                                 |               | GN40HQ84  |
|           |             | 1-7/8"     |               |                     | 1/2"      |                                      | 92~                             |            | 6M                         |                     |                                 |               | GN40HQ**  |
|           |             |            |               |                     | 5/8"      |                                      | 01                              |            |                            |                     |                                 |               |   |
|           |             |            |               |                     | 3/4"      |                                      | 03                              |            |                            |                     |                                 |               |   |
| 4"        | 2"          | 2-3/16"    | 800           | Brown               | 3/4"      |                                      |                                 |            |                            |                     |                                 | GN40JQ88      |   |
| 4"        | 2"          | 2-3/16"    | 800           | Brown               | 1-3/16"   |                                      |                                 |            |                            |                     |                                 |               | GN40JQ84  |
|           |             | 2-7/16"    |               |                     | 1/2"      |                                      | 92~                             |            | 60                         | 6S                  |                                 |               | GN40JQ**  |
|           |             |            |               |                     | 5/8"      |                                      | 02                              |            |                            |                     |                                 |               |   |
|           |             |            |               |                     | 3/4"      |                                      | 04                              | 05         |                            | B1, B5              |                                 |               |   |
| 5"        | 1-1/2"      | 1-5/8"     | 800           | Brown               | 1/2"      |                                      |                                 |            |                            |                     |                                 | GN50HQ83      |   |
| 5"        | 1-1/2"      | 1-5/8"     | 800           | Brown               | 3/4"      |                                      |                                 |            |                            |                     |                                 | GN50HQ88      |   |
| 5"        | 2"          | 2-3/16"    | 1000          | Brown               | 3/4"      |                                      |                                 |            |                            |                     |                                 |               | GN50JQ88  |
| 5"        | 2"          | 2-3/16"    | 1000          | Q=Brown<br>B=Black  | 1-3/16"   |                                      |                                 |            |                            |                     |                                 |               | GN50J+84  |
|           |             | 2-7/16"    |               |                     | 1/2"      |                                      | 92~                             |            | 60                         | 6S                  |                                 |               | GN50J+**  |
|           |             |            |               |                     | 5/8"      |                                      | 02                              |            |                            |                     |                                 |               |   |
|           |             |            |               |                     | 3/4"      |                                      | 04                              | 05         |                            | B1, B5              |                                 |               |   |
| 6"        | 2"          | 2-3/16"    | 1100          | Brown               | 3/4"      |                                      |                                 |            |                            |                     |                                 | GN60JQ88      |   |
| 6"        | 2"          | 2-3/16"    | 1000          | Q=Brown<br>B=Black  | 1-3/16"   |                                      |                                 |            |                            |                     |                                 |               | GN60J+84  |
|           |             | 2-7/16"    |               |                     | 1/2"      |                                      | 92~                             |            | 60                         | 6S                  |                                 |               | GN60J+**  |
|           |             |            |               |                     | 5/8"      |                                      | 02                              |            |                            |                     |                                 |               |   |
|           |             |            |               |                     | 3/4"      |                                      | 04                              | 05         |                            | B1, B5              |                                 |               |   |
| 8"        | 2"          | 2-3/16"    | 1100          | Brown               | 3/4"      |                                      |                                 |            |                            |                     |                                 | GN80JQ88      |   |
| 8"        | 2"          | 2-3/16"    | 1000          | Q=Brown<br>B=Black  | 1-3/16"   |                                      |                                 |            |                            |                     |                                 |               | GN80J+84  |
|           |             | 2-7/16"    |               |                     | 1/2"      |                                      | 92~                             |            | 60                         | 6S                  |                                 |               | GN80J+**  |
|           |             |            |               |                     | 5/8"      |                                      | 02                              |            |                            |                     |                                 |               |   |
|           |             |            |               |                     | 3/4"      |                                      | 04                              | 05         |                            | B1, B5              |                                 |               |   |
| 8"        | 3"          | 3-1/4"     | 2000          | Brown               | 1-15/16"  |                                      |                                 |            |                            |                     |                                 |               | GN80LQ85  |
|           |             | 3-1/2"     |               |                     | 3/4"      |                                      | 92~                             |            | 69                         |                     |                                 | GN80LQ**      |   |
|           |             |            |               |                     | 1"        |                                      | 24                              | 41         | 71P                        |                     | B8                              |               |   |
|           |             |            |               |                     | 1-1/4"    |                                      | 26                              |            |                            |                     |                                 |               |   |

~including  
spanner  
bushing





# HIGH-TEMP PHENOLIC

- Temperature range -40° F to 475° F Continuous, 525° F intermittent
- Phenolic resin filled with fiber glass for high-temperature resistance
- Durometer Shore D 95 (+/-5)

HT60TQ84

HT40HQ83



HT WHEELS • CAPACITY 3000

| Wheel Dia | Tread Width | Hub Length | Load Capacity | Bore I.D. | Replace ** with desired bearing code |                           |            |                      |                           |                                     |            | Part Number |
|-----------|-------------|------------|---------------|-----------|--------------------------------------|---------------------------|------------|----------------------|---------------------------|-------------------------------------|------------|-------------|
|           |             |            |               |           | Top Hat Spanner                      | Stainless Top Hat Spanner | Roller BRG | Stainless Roller BRG | Sealed Precision Ball BRG | Stainless Sealed Precision Ball BRG | Bronze BRG |             |
| 3"        | 1-1/4"      | 1-3/8"     | 200           | 1/2"      |                                      |                           |            |                      |                           |                                     |            | HT30GQ83    |
|           |             | 1-2"       |               | 3/8"      | 99                                   | 97                        |            |                      |                           |                                     |            | HT30GQ**    |
| 4"        | 1-1/4"      | 1-3/8"     | 250           | 1/2"      |                                      |                           |            |                      |                           |                                     |            | HT40GQ83    |
|           |             | 1-2"       |               | 3/8"      | 99                                   | 97                        |            |                      |                           |                                     |            | HT40GQ**    |
| 5"        | 1-1/4"      | 1-3/8"     | 300           | 1/2"      |                                      |                           |            |                      |                           |                                     |            | HT50GQ83    |
|           |             | 1-2"       |               | 3/8"      | 99                                   | 97                        |            |                      |                           |                                     |            | HT50GQ**    |
| 3-1/2"    | 1-1/2"      | 1-5/8"     | 400           | 1-3/16"   |                                      |                           |            |                      |                           |                                     |            | HT34HQ84    |
|           |             | 1-7/8"     |               | 1/2"      |                                      | 92~                       |            | 6M                   |                           |                                     |            | HT30HQ**    |
|           |             |            |               | 5/8"      |                                      | 01                        |            |                      |                           |                                     |            |             |
|           |             |            |               | 3/4"      |                                      | 03                        |            |                      |                           |                                     |            |             |
| 4"        | 1-1/2"      | 1-5/8"     | 400           | 1/2"      |                                      |                           |            |                      |                           |                                     | HT40HQ83   |             |
| 4"        | 1-1/2"      | 1-5/8"     | 400           | 3/4"      |                                      |                           |            |                      |                           |                                     |            | HT40HQ88    |
| 4"        | 1-1/2"      | 1-5/8"     | 400           | 1-3/16"   |                                      |                           |            |                      |                           |                                     |            | HT40HQ84    |
|           |             | 1-7/8"     |               | 1/2"      |                                      | 92~                       |            | 6M                   |                           |                                     |            | HT40HQ**    |
|           |             |            |               | 5/8"      |                                      | 01                        |            |                      |                           |                                     |            |             |
|           |             |            |               | 3/4"      |                                      | 03                        |            |                      |                           |                                     |            |             |
| 4"        | 2"          | 2-3/16"    | 600           | 3/4"      |                                      |                           |            |                      |                           |                                     | HT40HQ88   |             |
| 4"        | 2"          | 2-3/16"    | 600           | 1-3/16"   |                                      |                           |            |                      |                           |                                     |            | HT40JQ84    |
|           |             | 2-7/16"    |               | 1/2"      |                                      | 92~                       |            | 60                   | 6S                        |                                     |            | HT40JQ**    |
|           |             |            |               | 5/8"      |                                      | 02                        |            |                      |                           |                                     |            |             |
|           |             |            |               | 3/4"      |                                      | 04                        | 05         |                      |                           | B1, B5                              |            |             |
| 5"        | 2"          | 2-3/16"    | 750           | 1-3/16"   |                                      |                           |            |                      |                           |                                     |            | HT50JQ84    |
|           |             | 2-7/16"    |               | 1/2"      |                                      | 92~                       |            | 60                   | 6S                        |                                     |            | HT50JQ**    |
|           |             |            |               | 5/8"      |                                      | 02                        |            |                      |                           |                                     |            |             |
|           |             |            |               | 3/4"      |                                      | 04                        | 05         |                      |                           | B1, B5                              |            |             |



| Wheel Dia | Tread Width         | Hub Length | Load Capacity | Bore I.D. | Replace ** with desired bearing code |                           |            |                      |                           |                                     |            | Part Number |
|-----------|---------------------|------------|---------------|-----------|--------------------------------------|---------------------------|------------|----------------------|---------------------------|-------------------------------------|------------|-------------|
|           |                     |            |               |           | Top Hat Spanner                      | Stainless Top Hat Spanner | Roller BRG | Stainless Roller BRG | Sealed Precision Ball BRG | Stainless Sealed Precision Ball BRG | Bronze BRG |             |
| 6"        | 2"                  | 2-3/16"    | 900           | 1-3/16"   |                                      |                           |            |                      |                           |                                     |            | HT60JQ84    |
|           |                     | 2-7/16"    |               | 1/2"      |                                      |                           | 92~        |                      | 60                        | 6S                                  |            | HT60JQ**    |
|           |                     |            |               | 5/8"      |                                      |                           | 02         |                      |                           |                                     |            |             |
|           |                     |            |               | 3/4"      |                                      |                           | 04         | 05                   |                           |                                     | B1, B5     |             |
| 6"        | 2" (Straight-sided) | 2-3/16"    | 1100          | 1-3/16"   |                                      |                           |            |                      |                           |                                     |            | HT60TQ84    |
|           |                     | 2-7/16"    |               | 1/2"      |                                      |                           | 92~        |                      | 60                        | 6S                                  |            | HT60TQ**    |
|           |                     |            |               | 5/8"      |                                      |                           | 02         |                      |                           |                                     |            |             |
|           |                     |            |               | 3/4"      |                                      |                           | 04         | 05                   |                           |                                     | B1, B5     |             |
| 6"        | 2-1/2"              | 2-3/4"     | 1200          | 1-15/16"  |                                      |                           |            |                      |                           |                                     |            | HT60KQ85    |
|           |                     | 3"         |               | 3/4"      |                                      |                           | 93~        |                      |                           |                                     |            | HT60KQ93    |
|           |                     |            |               | 1"        |                                      |                           | 23         |                      |                           |                                     |            | HT60KQ23    |
|           |                     |            |               | 1-1/4"    |                                      |                           | 25         |                      |                           |                                     |            | HT60KQ25    |
| 6"        | 3"                  | 3-1/4"     | 1500          | 1-15/16"  |                                      |                           |            |                      |                           |                                     |            | HT60LQ85    |
|           |                     | 3-1/2"     |               | 3/4"      |                                      |                           | 93~        |                      | 69                        |                                     |            | HT60LQ**    |
|           |                     |            |               | 1"        |                                      |                           | 24         | 41                   | 71P                       |                                     | B8         |             |
|           |                     |            |               | 1-1/4"    |                                      |                           | 26         |                      |                           |                                     |            |             |
| 8"        | 2"                  | 2-3/16"    | 1100          | 1-3/16"   |                                      |                           |            |                      |                           |                                     |            | HT80JQ84    |
|           |                     | 2-7/16"    |               | 1/2"      |                                      |                           | 92~        |                      | 60                        | 6S                                  |            | HT80JQ**    |
|           |                     |            |               | 5/8"      |                                      |                           | 02         |                      |                           |                                     |            |             |
|           |                     |            |               | 3/4"      |                                      |                           | 04         | 05                   |                           |                                     | B1, B5     |             |
| 8"        | 2-1/2"              | 2-3/4"     | 1300          | 1-15/16"  |                                      |                           |            |                      |                           |                                     |            | HT80KQ85    |
|           |                     | 3"         |               | 3/4"      |                                      |                           | 93~        |                      |                           |                                     |            | HT80KQ93    |
|           |                     |            |               | 1"        |                                      |                           | 23         |                      |                           |                                     |            | HT80KQ23    |
|           |                     |            |               | 1-1/4"    |                                      |                           | 25         |                      |                           |                                     |            | HT80KQ25    |
| 8"        | 3"                  | 3-1/4"     | 1800          | 1-15/16"  |                                      |                           |            |                      |                           |                                     |            | HT80LQ85    |
|           |                     | 3-1/2"     |               | 3/4"      |                                      |                           | 93~        |                      | 69                        |                                     |            | HT80LQ**    |
|           |                     |            |               | 1"        |                                      |                           | 24         | 41                   | 71P                       |                                     | B8         |             |
|           |                     |            |               | 1-1/4"    |                                      |                           | 26         |                      |                           |                                     |            |             |
| 10"       | 3"                  | 3-1/4"     | 2100          | 1-15/16"  |                                      |                           |            |                      |                           |                                     |            | HT10LQ85    |
|           |                     | 3-1/2"     |               | 3/4"      |                                      |                           | 93~        |                      | 69                        |                                     |            | HT10LQ**    |
|           |                     |            |               | 1"        |                                      |                           | 24         | 41                   | 71P                       |                                     | B8         |             |
|           |                     |            |               | 1-1/4"    |                                      |                           | 26         |                      |                           |                                     |            |             |
| 12"       | 3"                  | 3-1/4"     | 2600          | 1-15/16"  |                                      |                           |            |                      |                           |                                     |            | HT12LQ85    |
|           |                     | 3-1/2"     |               | 3/4"      |                                      |                           | 93~        |                      | 69                        |                                     |            | HT12LQ**    |
|           |                     |            |               | 1"        |                                      |                           | 24         | 41                   | 71P                       |                                     | B8         |             |
|           |                     |            |               | 1-1/4"    |                                      |                           | 26         |                      |                           |                                     |            |             |
| 12"       | 3-1/2"              | 4-1/4"     | 3000          | 2-7/16"   |                                      |                           |            |                      |                           |                                     |            | HT12MQ86    |
|           |                     | 1-1/4"     |               |           |                                      | 31                        |            |                      |                           |                                     | HT12MQ31   |             |
|           |                     | 1-1/2"     |               |           |                                      | 33                        |            |                      |                           |                                     | HT12MQ33   |             |

Disclaimer: not recommend for steam washer or any high humidity environment

~including spanner bushing



# EPOXY Wheel

- Perfect wheels for both dry and moisturized high temperature environment
- Best impact resistance in both dry and moisturized temperature
- Temperature Range -40° F to +480° F
- Glass fiber mixed with Epoxy Resin
- Excellent Ergonomic

OV WHEELS • CAPACITY 2600



| Wheel Dia | Tread Width | Hub Length | Load Capacity | Bore I.D. | Sealed Ball BRG | Stainless Sealed Ball BRG | Roller BRG | Stainless Roller BRG | Bronze BRG | Part Number |
|-----------|-------------|------------|---------------|-----------|-----------------|---------------------------|------------|----------------------|------------|-------------|
| 4"        | 1-1/2"      | 1-5/8"     | 700           | 1/2"      |                 |                           |            |                      |            | OV40HQ83    |
| 4"        | 1-1/2"      | 1-5/8"     | 700           | 3/8"      |                 |                           |            |                      | B6         | OV40HQ76    |
| 4"        | 1-1/2"      | 1-5/8"     | 700           | 3/4"      |                 |                           |            |                      |            | OV40HQ88    |
| 4"        | 1-1/2"      | 1-5/8"     | 700           | 1-3/16"   |                 |                           |            |                      |            | OV40HQ84    |
|           |             | 1-7/18"    |               | 1/2"      | 6M              |                           | 92~        |                      |            | OV40HQ**    |
|           |             |            |               | 5/8"      |                 |                           | 01         |                      |            |             |
|           |             |            |               | 3/4"      |                 |                           | 03         |                      |            |             |
| 4"        | 2"          | 2-3/16"    | 800           | 1-3/16"   |                 |                           |            |                      |            | OV40JQ84    |
|           |             | 2-7/16"    |               | 1/2"      | 60              | 6S                        | 92~        |                      |            | OV40JQ**    |
|           |             |            |               | 5/8"      |                 |                           | 02         |                      |            |             |
|           |             |            |               | 3/4"      |                 |                           | 04         | 05                   | B5, B1     |             |
| 5"        | 2"          | 2-3/16"    | 1000          | 1-3/16"   |                 |                           |            |                      |            | OV50JQ84    |
|           |             | 2-7/16"    |               | 1/2"      | 60              | 6S                        | 92~        |                      |            | OV50JQ**    |
|           |             |            |               | 5/8"      |                 |                           | 02         |                      |            |             |
| 6"        | 2"          | 2-3/16"    | 1100          | 3/4"      |                 |                           |            |                      |            | OV60JQ88    |
|           |             | 2-7/16"    |               | 1-3/16"   |                 |                           |            |                      |            | OV60JQ84    |
|           |             |            |               | 1/2"      | 60              | 6S                        | 92~        |                      |            | OV60JQ**    |
|           |             |            |               | 5/8"      |                 |                           | 02         |                      |            |             |
| 8"        | 2"          | 2-3/16"    | 1200          | 3/4"      |                 |                           |            |                      |            | OV80JQ84    |
|           |             | 2-7/16"    |               | 1-3/16"   |                 |                           |            |                      |            | OV80JQ**    |
|           |             |            |               | 1/2"      | 60              | 6S                        | 92~        |                      |            |             |
|           |             |            |               | 5/8"      |                 |                           | 02         |                      |            |             |
| 8"        | 3"          | 3-1/4"     | 1900          | 3/4"      |                 |                           |            |                      |            | OV80LQ85    |
|           |             | 3-1/2"     |               | 1"        | 71P             |                           | 24         | 41                   | B8         | OV80LQ**    |
|           |             |            |               | 1-1/4"    |                 |                           | 26         |                      |            |             |
|           |             |            |               | 1-15/16"  |                 |                           |            |                      |            |             |
| 10"       | 3"          | 3-1/4"     | 2400          | 1-15/16"  |                 |                           |            |                      |            | OV10LQ85    |
|           |             | 3-1/2"     |               | 3/4"      | 69              |                           | 93~        |                      |            | OV10LQ**    |
|           |             |            |               | 1"        | 71P             |                           | 24         | 41                   | B8         |             |
|           |             |            |               | 1-1/4"    |                 |                           | 26         |                      |            |             |
| 12"       | 3"          | 3-1/4"     | 2600          | 1-15/16"  |                 |                           |            |                      |            | OV12LQ85    |
|           |             | 3-1/2"     |               | 3/4"      | 69              |                           | 93~        |                      |            | OV12LQ**    |
|           |             |            |               | 1"        | 71P             |                           | 24         | 41                   | B8         |             |
|           |             |            |               | 1-1/4"    |                 |                           | 26         |                      |            |             |

~including spanner bushing

## ANTIMICROBIAL THERMO RUBBER WHEEL

- Suppresses the growth of various microbes including bacteria, fungi, mildew, molds and more
- Applications of medical equipment, food processing, pharmaceutical, cleaning and more
- Antimicrobial additive mixed in the polymer and lasts through the life of the wheel
- Resistance to cleaning chemicals, acids, alcohols and water
- Non-marking high grade thermo elastomer tread
- Temperature range -20°F - 180°F
- Durometer Shore A 70 (+/- 5)

AM50GI4S



| Wheel Diameter | Wheel Width | Hub Length | Load Capacity | Bore I.D. | Bearing Type | Part #   |
|----------------|-------------|------------|---------------|-----------|--------------|----------|
| 3"             | 1-1/4"      | 1-9/16"    | 200           | 3/8"      | Delrin       | AM30GN4S |
| 3"             | 1-1/4"      | 1-9/16"    | 200           | 3/8"      | Pre. Ball    | AM30GN82 |
| 3-1/2"         | 1-1/4"      | 1-9/16"    | 200           | 3/8"      | Delrin       | AM35GN4S |
| 3-1/2"         | 1-1/4"      | 1-9/16"    | 200           | 3/8"      | Pre. Ball    | AM35GN82 |
| 4"             | 1-1/4"      | 1-9/16"    | 250           | 3/8"      | Delrin       | AM40GN82 |
| 4"             | 1-1/4"      | 1-9/16"    | 250           | 3/8"      | Pre. Ball    | AM40GN82 |
| 5"             | 1-1/4"      | 1-9/16"    | 275           | 3/8"      | Delrin       | AM50GN4S |
| 5"             | 1-1/4"      | 1-9/16"    | 275           | 3/8"      | Pre. Ball    | AM50GN82 |

\*AM wheel does not eliminate the need of cleaning practice.

## UTILITY HEAT™ WHEEL

- Specifically engineered material for autoclave application with 15 PSI steam pressure, 250° F for 15 - 20 minutes or 29 PSI steam pressure, 273° F for 6 minutes.
- Plain bore to avoid contamination during Autoclavable Process
- Soft tread for quiet and smooth ride
- Corrosion resistant and Autoclavable
- Durometer Shore A 75(+/-5)

UT50GR44



| Wheel Diameter | Wheel Width | Hub Length | Load Capacity | Bore I.D. | Bearing Type | Part #   |
|----------------|-------------|------------|---------------|-----------|--------------|----------|
| 3"             | 1-1/4"      | 1-9/16"    | 200*          | 3/8"      | Delrin       | UT30GI82 |
| 3-1/2"         | 1-1/4"      | 1-9/16"    | 225*          | 3/8"      | Delrin       | UT35GI82 |
| 4"             | 1-1/4"      | 1-9/16"    | 300*          | 3/8"      | Delrin       | UT40GI82 |
| 5"             | 1-1/4"      | 1-9/16"    | 350*          | 3/8"      | Delrin       | UT50GR5A |
| 6"             | 1-1/4"      | 1-9/16"    | 350*          | 3/8"      | Delrin       | UT60GI82 |

\* Load capacity at room Temperature



# SINTERED IRON

- Temperature range: -40° F to +500° F
- Heat treated Sintered iron
- Hardness: Brinell 145

SI30GS82



SI25DS81



| Wheel Diameter | Tread Width | Hub Length | Load Capacity | Bore I.D. | Part Number |
|----------------|-------------|------------|---------------|-----------|-------------|
| 2"             | 7/8"        | 1"         | 200           | 1/4"      | SI20CS80    |
| 2.5"           | 1"          | 1-3/8"     | 250           | 5/16"     | SI25DS81    |
| 3"             | 1-1/4"      | 1-9/16"    | 350           | 3/8"      | SI30GS82    |

# SEMI-STEEL WHEEL

- Precisely machined Semi-Steel wheels
- Temperature range: -45°F to 800°F
- Tensile strength of 30,000PSI
- Hardness: Brinell 145

SS60JS04



SS60LS69



| Wheel Dia | Tread Width | Hub Length | Load Capacity | Hub Design type | Bore I.D. | Replace ** with desired bearing code |                 |            |            | Part Number |
|-----------|-------------|------------|---------------|-----------------|-----------|--------------------------------------|-----------------|------------|------------|-------------|
|           |             |            |               |                 |           | Roller BRG                           | Sealed Ball BRG | Delrin BRG | Bronze BRG |             |
| 2"        | 1"          | 1-1/8"     | 250           | C               | 1/4"      |                                      |                 |            |            | SS20DS80    |
| 2-1/2"    | 1"          | 1-1/8"     | 250           | C               | 5/16"     |                                      |                 |            |            | SS25DS81    |
| 3"        | 1-1/4"      | 1-9/16"    | 350           | C3              | 3/8"      |                                      |                 |            |            | SS30GS82    |
| 3"        | 1-1/4"      | 1-9/16"    | 350           | C3              | 1/2"      |                                      |                 |            |            | SS30GS83    |
| 3-1/2"    | 1-1/4"      | 1-9/16"    | 400           | C3              | 3/8"      |                                      |                 |            |            | SS35GS82    |
| 4"        | 1-1/4"      | 1-9/16"    | 350           | C3              | 3/8"      |                                      |                 |            |            | SS40GS82    |
| 4"        | 1-1/4"      | 1-9/16"    | 350           | C3              | 1/2"      |                                      |                 |            |            | SS40GS83    |
| 5"        | 1-1/4"      | 1-9/16"    | 350           | C3              | 3/8"      |                                      |                 |            |            | SS50GS82    |
| 5"        | 1-1/4"      | 1-9/16"    | 350           | C3              | 1/2"      |                                      |                 |            |            | SS50GS83    |
| 3-1/4"    | 1-1/2"      | 1-5/8"     | 400           | C               | 1-3/16"   |                                      |                 |            |            | SS34HS84    |
|           |             | 1-7/8"     |               |                 | 1/2"      | 92~                                  | 6M              | 12, 56     | SS34HS**   |             |
|           |             |            |               |                 | 5/8"      | 01                                   |                 |            |            |             |
|           |             |            |               |                 | 3/4"      | 03                                   |                 | 11, 57     |            |             |
| 3-1/4"    | 2"          | 2-3/16"    | 700           | C               | 1-3/16"   |                                      |                 |            |            | SS34JS84    |
|           |             | 2-7/16"    |               |                 | 1/2"      | 92~                                  | 60              | 12, 56     | SS34JS**   |             |
|           |             |            |               |                 | 5/8"      | 02                                   |                 |            |            |             |
|           |             |            |               |                 | 3/4"      | 04, 09                               |                 | 11, 57     |            | B1, B5      |
| 4"        | 1-1/2"      | 1-5/8"     | 600           | C4              | 1/2"      |                                      |                 |            | SS40HS83   |             |
| 4"        | 1-1/2"      | 1-5/8"     | 600           | C4              | 1-3/16"   |                                      |                 |            |            | SS40HS84    |
|           |             | 1-7/8"     |               |                 | 1/2"      | 92~                                  | 6M              | 12, 56     | SS40HS**   |             |
|           |             |            |               |                 | 5/8"      | 01                                   |                 |            |            |             |
|           |             |            |               |                 | 3/4"      | 03                                   |                 | 11, 57     |            |             |
| 4"        | 2"          | 2-3/16"    | 700           | C3              | 1-3/16"   |                                      |                 |            |            | SS40JS84    |
|           |             | 2-7/16"    |               |                 | 1/2"      | 92~                                  | 60              | 12, 56     | SS40JS**   |             |
|           |             |            |               |                 | 5/8"      | 02                                   |                 |            |            |             |
|           |             |            |               |                 | 3/4"      | 04, 09                               |                 | 11, 57     |            | B1, B5      |



| Wheel Dia | Tread Width | Hub Length | Load Capacity | Hub Design type | Bore I.D. | Replace ** with desired bearing code |                 |            |            | Part Number |
|-----------|-------------|------------|---------------|-----------------|-----------|--------------------------------------|-----------------|------------|------------|-------------|
|           |             |            |               |                 |           | Roller BRG                           | Sealed Ball BRG | Delrin BRG | Bronze BRG |             |
| 5"        | 1-1/2"      | 1-5/8"     | 600           | C4              | 1-3/16"   |                                      |                 |            |            | SS50HS84    |
|           |             | 1-7/8"     |               |                 | 1/2"      | 92~                                  | 6M              | 12, 56     |            | SS50HS**    |
|           |             |            |               |                 | 5/8"      | 01                                   |                 |            |            |             |
| 5"        | 2"          | 2-3/16"    | 1000          | C               | 1-3/16"   |                                      |                 |            |            | SS50JS84    |
|           |             | 2-7/16"    |               |                 | 1/2"      | 92~                                  | 60              | 12, 56     |            | SS50JS**    |
|           |             |            |               |                 | 5/8"      | 02                                   |                 |            |            |             |
|           |             |            |               |                 | 3/4"      | 04, 09                               |                 | 11, 57     | B1, B5     |             |
| 6"        | 1-1/2"      | 1-5/8"     | 600           | C5              | 1-3/16"   |                                      |                 |            |            | SS60HS84    |
|           |             | 1-7/8"     |               |                 | 1/2"      | 92~                                  | 6M              | 12, 56     |            | SS60HS**    |
|           |             |            |               |                 | 5/8"      | 01                                   |                 |            |            |             |
|           |             |            |               |                 | 3/4"      | 03                                   |                 | 11, 57     |            |             |
| 6"        | 2"          | 2-3/16"    | 1000          | C4              | 1-3/16"   |                                      |                 |            |            | SS60JS84    |
|           |             | 2-7/16"    |               |                 | 1/2"      | 92~                                  | 60              | 12, 56     |            | SS60JS**    |
|           |             |            |               |                 | 5/8"      | 02                                   |                 |            |            |             |
|           |             |            |               |                 | 3/4"      | 04, 09                               |                 | 11, 57     | B1, B5     |             |
| 6"        | 2-1/2"      | 2-3/4"     | 1600          | C5              | 1-3/16"   | 92~                                  |                 |            |            | SS60KS84    |
|           |             | 3"         |               |                 | 06        |                                      |                 |            | SS60KS06   |             |
| 6"        | 2-1/2"      | 2-3/4"     | 1800          | C5              | 1-15/16"  |                                      |                 |            |            | SS60KS85    |
|           |             | 3"         |               |                 | 3/4"      | 93~                                  | 89              |            |            | SS60KS**    |
|           |             |            |               |                 | 1"        | 23                                   |                 | 58         | B7         |             |
|           |             |            |               |                 | 1-1/4"    | 25                                   |                 |            |            |             |
| 6"        | 2-1/2"      | 3-1/4"     | 1800          | S4              | 1-15/16"  |                                      |                 |            |            | SS60QS85    |
|           |             | 3-1/2"     |               |                 | 3/4"      | 93~                                  | 69              |            |            | SS60QS**    |
|           |             |            |               |                 | 1"        | 24                                   | 71P             |            | B8         |             |
|           |             |            |               |                 | 1-1/4"    | 26                                   |                 |            |            |             |
| 6"        | 3"          | 3-1/4"     | 2700          | C5              | 1-15/16"  |                                      |                 |            |            | SS60LS85    |
|           |             | 3-1/2"     |               |                 | 3/4"      | 93~                                  | 69              |            |            | SS60LS**    |
|           |             |            |               |                 | 1"        | 24                                   | 71P             |            | B8         |             |
|           |             |            |               |                 | 1-1/4"    | 26                                   |                 |            |            |             |
| 8"        | 2"          | 2-3/16"    | 1400          | C6              | 1-3/16"   |                                      |                 |            |            | SS80JS84    |
|           |             | 2-7/16"    |               |                 | 1/2"      | 92~                                  | 60              | 12, 56     |            | SS80JS**    |
|           |             |            |               |                 | 5/8"      | 02                                   |                 |            |            |             |
|           |             |            |               |                 | 3/4"      | 04, 09                               |                 | 11, 57     | B1, B5     |             |
| 8"        | 2-1/2"      | 2-3/4"     | 1600          | S6              | 1-3/16"   | 92~                                  |                 |            |            | SS80KS84    |
|           |             | 3"         |               |                 | 06        |                                      |                 |            | SS80KS06   |             |
| 8"        | 2-1/2"      | 2-3/4"     | 1800          | S6              | 1-15/16"  |                                      |                 |            |            | SS80KS85    |
|           |             | 3"         |               |                 | 3/4"      | 93~                                  | 89              |            |            | SS80KS**    |
|           |             |            |               |                 | 1"        | 23                                   |                 | 58         | B7         |             |
|           |             |            |               |                 | 1-1/4"    | 25                                   |                 |            |            |             |
| 8"        | 2-1/2"      | 3-1/4"     | 1800          | S6              | 1-15/16"  |                                      |                 |            |            | SS80QS85    |
|           |             | 3-1/2"     |               |                 | 3/4"      | 93~                                  | 69              |            |            | SS80QS**    |
|           |             |            |               |                 | 1"        | 24                                   | 71P             |            | B8         |             |
|           |             |            |               |                 | 1-1/4"    | 26                                   |                 |            |            |             |
| 8"        | 3"          | 3-1/4"     | 2500          | S6              | 1-15/16"  |                                      |                 |            |            | SS80LS85    |
|           |             | 3-1/2"     |               |                 | 3/4"      | 93~                                  | 69              |            |            | SS80LS**    |
|           |             |            |               |                 | 1"        | 24                                   | 71P             |            | B8         |             |
|           |             |            |               |                 | 1-1/4"    | 26                                   |                 |            |            |             |
| 10"       | 2-1/2"      | 2-3/4"     | 1700          | S5              | 1-3/16"   | 92~                                  |                 |            |            | SS10KS84    |
|           |             | 3"         |               |                 | 06        |                                      |                 |            | SS10KS06   |             |
| 10"       | 2-1/2"      | 2-3/4"     | 2000          | S5              | 1-15/16"  |                                      |                 |            |            | SS10KS85    |
|           |             | 3"         |               |                 | 3/4"      | 93~                                  | 89              |            |            | SS10KS**    |
|           |             |            |               |                 | 1"        | 23                                   |                 | 58         | B7         |             |
|           |             |            |               |                 | 1-1/4"    | 25                                   |                 |            |            |             |
| 10"       | 2-1/2"      | 3-1/4"     | 2000          | S5              | 1-15/16"  |                                      |                 |            |            | SS10QS85    |
|           |             | 3-1/2"     |               |                 | 3/4"      | 93~                                  | 69              |            |            | SS10QS**    |
|           |             |            |               |                 | 1"        | 24                                   | 71P             |            | B8         |             |
|           |             |            |               |                 | 1-1/4"    | 26                                   |                 |            |            |             |
| 10"       | 3"          | 3-1/4"     | 2500          | S5              | 1-15/16"  |                                      |                 |            |            | SS10LS85    |
|           |             | 3-1/2"     |               |                 | 3/4"      | 93~                                  | 69              |            |            | SS10LS**    |
|           |             |            |               |                 | 1"        | 24                                   | 71P             |            | B8         |             |
|           |             |            |               |                 | 1-1/4"    | 26                                   |                 |            |            |             |
| 12"       | 2-1/2"      | 2-3/4"     | 2000          | S5              | 1-15/16"  |                                      |                 |            |            | SS12KS85    |
|           |             | 3"         |               |                 | 3/4"      | 93~                                  | 89              |            |            | SS12KS**    |
|           |             |            |               |                 | 1"        | 23                                   |                 | 58         | B7         |             |
|           |             |            |               |                 | 1-1/4"    | 25                                   |                 |            |            |             |
| 12"       | 2-1/2"      | 3-1/4"     | 2000          | S5              | 1-15/16"  |                                      |                 |            |            | SS12QS85    |
|           |             | 3-1/2"     |               |                 | 3/4"      | 93~                                  | 69              |            |            | SS12QS**    |
|           |             |            |               |                 | 1"        | 24                                   | 71P             |            | B8         |             |
|           |             |            |               |                 | 1-1/4"    | 26                                   |                 |            |            |             |
| 12"       | 3"          | 3-1/4"     | 2500          | S5              | 1-15/16"  |                                      |                 |            |            | SS12LS85    |
|           |             | 3-1/2"     |               |                 | 3/4"      | 93~                                  | 69              |            |            | SS12LS**    |
|           |             |            |               |                 | 1"        | 24                                   | 71P             |            | B8         |             |
|           |             |            |               |                 | 1-1/4"    | 26                                   |                 |            |            |             |

~ including spanner bushing



# HEAVY-DUTY SEMI-STEEL

- Heavy duty Semi-Steel wheel for higher capacity applications
- Seal Precision bearings are available for better mobility

HS80JS04

HS60JS04



HS WHEELS • CAPACITY 1400

| Wheel Diameter | Tread Width         | Hub Length | Load Capacity | Hub Design type | Bore I.D. | Replace ** with desired bearing code |                 |                    |            |            | Part Number |
|----------------|---------------------|------------|---------------|-----------------|-----------|--------------------------------------|-----------------|--------------------|------------|------------|-------------|
|                |                     |            |               |                 |           | Roller BRG                           | Sealed Ball BRG | Precision Ball BRG | Delrin BRG | Bronze BRG |             |
| 4"             | 2"                  | 2-3/16"    | 900           | C4              | 1-3/16"   |                                      |                 |                    |            |            | HS40JS84    |
|                |                     | 2-7/16"    |               |                 | 1/2"      | 92~                                  | 60              |                    | 56, 12     |            | HS40JS**    |
|                |                     |            |               |                 | 5/8"      | 02                                   |                 |                    |            |            |             |
|                |                     |            |               |                 | 3/4"      | 04,09                                |                 |                    | 57, 11     | B5, B1     |             |
| 4"             | 2"                  | 2-7/16"    | 900           | C4              | 1/2"      |                                      |                 | 63                 |            | HS40JS63   |             |
| 5"             | 2"                  | 2-3/16"    | 1200          | S4              | 1-3/16"   |                                      |                 |                    |            |            | HS50JS84    |
|                |                     | 2-7/16"    |               |                 | 1/2"      | 92~                                  | 60              |                    | 56, 12     |            | HS50JS**    |
|                |                     |            |               |                 | 5/8"      | 02                                   |                 |                    |            |            |             |
|                |                     |            |               |                 | 3/4"      | 04,09                                |                 |                    | 57, 11     | B5, B1     |             |
| 5"             | 2"                  | 2-7/16"    | 1200          | S4              | 1/2"      |                                      |                 | 63                 |            | HS50JS63   |             |
| 6"             | 2"                  | 2-3/16"    | 1400          | S6              | 1-3/16"   |                                      |                 |                    |            |            | HS60JS84    |
|                |                     | 2-7/16"    |               |                 | 1/2"      | 92~                                  | 60              |                    | 56, 12     |            | HS60JS**    |
|                |                     |            |               |                 | 5/8"      | 02                                   |                 |                    |            |            |             |
|                |                     |            |               |                 | 3/4"      | 04,09                                |                 |                    | 57, 11     | B5, B1     |             |
| 6"             | 2"                  | 2-7/16"    | 1400          | S6              | 1/2"      |                                      |                 | 63                 |            | HS60JS63   |             |
| 6"             | 2"<br>(Crown tread) | 2-3/16"    | 1400          | S6              | 1-3/16"   |                                      |                 |                    |            |            | HS60JX84    |
|                |                     | 2-7/16"    |               |                 | 1/2"      | 92~                                  | 60              |                    | 56, 12     |            | HS60JX**    |
|                |                     |            |               |                 | 5/8"      | 02                                   |                 |                    |            |            |             |
|                |                     |            |               |                 | 3/4"      | 04,09                                |                 |                    | 57, 11     | B5, B1     |             |
| 8"             | 2"                  | 2-3/16"    | 1400          | S6              | 1-3/16"   |                                      |                 |                    |            |            | HS80JS84    |
|                |                     | 2-7/16"    |               |                 | 1/2"      | 92~                                  | 60              |                    | 56, 12     |            | HS80JS**    |
|                |                     |            |               |                 | 5/8"      | 02                                   |                 |                    |            |            |             |
|                |                     |            |               |                 | 3/4"      | 04,09                                |                 |                    | 57, 11     | B5, B1     |             |
| 8"             | 2"                  | 2-7/16"    | 1400          | S6              | 1/2"      |                                      |                 | 63                 |            | HS80JS63   |             |
| 8"             | 2"<br>(Crown tread) | 2-3/16"    | 1400          | S6              | 1-3/16"   |                                      |                 |                    |            |            | HS80JX84    |
|                |                     | 2-7/16"    |               |                 | 1/2"      | 92~                                  | 60              |                    | 56, 12     |            | HS80JX**    |
|                |                     |            |               |                 | 5/8"      | 02                                   |                 |                    |            |            |             |
|                |                     |            |               |                 | 3/4"      | 04,09                                |                 |                    | 57, 11     | B5, B1     |             |

~including spanner bushing



# DUCTILE STEEL

- Made out of Ductile Iron, Extra thick walled, heavy-duty core, hub and tread
- Variety of bearing options for optimal performance at different applications
- Temperature range: -45°F to 800°F (with bronze bearing)
- Tensile strength of 45,000PSI

DS10LR70

DS60JR04



DS WHEELS • CAPACITY 17000

| Wheel Diameter | Tread Width | Hub Length | Load Capacity | Bore I.D. | Replace ** with desired bearing code |                    |                    |            |            | Part Number |
|----------------|-------------|------------|---------------|-----------|--------------------------------------|--------------------|--------------------|------------|------------|-------------|
|                |             |            |               |           | Roller BRG                           | Tapered Roller BRG | Precision Ball BRG | Delrin BRG | Bronze BRG |             |
| 4"             | 1-1/2"      | 2"         | 1200          | 1-3/16"   |                                      |                    |                    |            |            | DS40HR84    |
|                |             |            |               | 1/2"      | 92~                                  |                    |                    |            |            | DS40HR92    |
|                |             |            |               | 3/4"      | 08                                   |                    |                    |            |            | DS40HR08    |
| 4"             | 2"          | 2-3/16"    | 1500          | 1-3/16"   |                                      |                    |                    |            |            | DS40JR84    |
|                |             | 2-7/16"    |               | 1/2"      | 92~                                  |                    | 60                 | 12, 56     |            | DS40JR**    |
|                |             |            |               | 5/8"      | 02                                   |                    |                    |            |            |             |
|                |             |            |               | 3/4"      | 04,09                                |                    | 11, 57             | B1, B5     |            |             |
| 4"             | 2'          | 2-7/16"    | 1500          | 1/2"      |                                      |                    | 63                 |            | DS40JR63   |             |
| 5"             | 2"          | 2-3/16"    | 1500          | 1-3/16"   |                                      |                    |                    |            |            | DS50JR84    |
|                |             | 2-7/16"    |               | 1/2"      | 92~                                  |                    | 60                 | 12, 56     |            | DS50JR**    |
|                |             |            |               | 5/8"      | 02                                   |                    |                    |            |            |             |
|                |             |            |               | 3/4"      | 04,09                                |                    | 11, 57             | B1, B5     |            |             |
| 5"             | 2"          | 2-7/16"    | 1500          | 1/2"      |                                      |                    | 63                 |            | DS50JR63   |             |
| 5"             | 2-1/2"      | 2-3/4"     | 2000          | 1-15/16"  |                                      |                    |                    |            |            | DS50KR85    |
|                |             | 3"         |               | 3/4"      | 93~                                  |                    | 89                 |            |            | DS50KR**    |
|                |             |            |               | 1"        | 23                                   |                    |                    | B7         |            |             |
|                |             |            |               | 1-1/4"    | 25                                   |                    |                    |            |            |             |





| Wheel Diameter | Tread Width | Hub Length | Load Capacity | Bore I.D. | Replace ** with desired bearing code |                    |                    |            |            | Part Number |
|----------------|-------------|------------|---------------|-----------|--------------------------------------|--------------------|--------------------|------------|------------|-------------|
|                |             |            |               |           | Roller BRG                           | Tapered Roller BRG | Precision Ball BRG | Delrin BRG | Bronze BRG |             |
| 6"             | 2"          | 2-3/16"    | 2000          | 1-3/16"   |                                      |                    |                    |            |            | DS60JR84    |
|                |             | 2-7/16"    |               | 1/2"      | 92~                                  |                    | 60                 | 12, 56     |            | DS60JR**    |
|                |             |            |               | 5/8"      | 02                                   |                    |                    |            |            |             |
| 6"             | 2"          | 2-7/16"    | 2000          | 1/2"      |                                      |                    |                    |            |            | DS60JR63    |
| 6"             | 2"          | 2-7/16"    | 2000          | 1/2"      |                                      | 73                 |                    |            |            | DS60JR73    |
| 6"             | 2-1/2"      | 2-3/4"     | 3500          | 1-15/16"  |                                      |                    |                    |            |            | DS60KR85    |
|                |             | 3"         |               | 3/4"      | 93~                                  |                    | 89                 |            |            | DS60KR**    |
|                |             |            |               | 1"        | 23                                   |                    |                    |            | B7         |             |
|                |             |            |               | 1-1/4"    | 25                                   |                    |                    |            |            |             |
| 6"             | 2-1/2"      | 3"         | 3500          | 3/4"      |                                      | 70                 |                    |            | DS60KR70   |             |
| 6"             | 2-1/2"      | 3"         | 3500          | 1"        |                                      | 71                 |                    |            |            | DS60KR71    |
| 6"             | 2-1/2"      | 3-1/4"     | 3500          | 1-15/16"  |                                      |                    |                    |            |            | DS60QR85    |
|                |             | 3-1/2"     |               | 3/4"      | 93~                                  |                    | 69                 |            |            | DS60QR**    |
|                |             |            |               | 1"        | 24                                   |                    | 71P                |            | B8         |             |
|                |             |            |               | 1-1/4"    | 26                                   |                    |                    |            |            |             |
| 6"             | 3"          | 3-1/4"     | 6000          | 1-15/16"  |                                      |                    |                    |            |            | DS60LR85    |
|                |             | 3-1/2"     |               | 3/4"      | 93~                                  |                    | 69                 |            |            | DS60LR**    |
|                |             |            |               | 1"        | 24                                   |                    | 71P                | 58         | B8         |             |
|                |             |            |               | 1-1/4"    | 26                                   |                    |                    |            |            |             |
| 6"             | 3"          | 3-1/2"     | 8000          | 3/4"      |                                      | 70                 |                    |            | DS60LR70   |             |
| 6"             | 3"          | 3-1/2"     | 8000          | 1"        |                                      | 71                 |                    |            |            | DS60LR71    |
| 8"             | 2"          | 2-3/16"    | 2300          | 1-3/16"   |                                      |                    |                    |            |            | DS80JR84    |
|                |             | 2-7/16"    |               | 1/2"      | 92~                                  |                    | 60                 | 12, 56     |            | DS80JR**    |
|                |             |            |               | 5/8"      | 02                                   |                    |                    |            |            |             |
|                |             |            |               | 3/4"      | 04,09                                |                    |                    |            | 11, 57     |             |
| 8"             | 2-1/2"      | 2-3/4"     | 4000          | 1-15/16"  |                                      |                    |                    |            |            | DS80KR85    |
|                |             | 3"         |               | 3/4"      | 93~                                  |                    | 89                 |            |            | DS80KR**    |
|                |             |            |               | 1"        | 23                                   |                    |                    |            | B7         |             |
|                |             |            |               | 1-1/4"    | 25                                   |                    |                    |            |            |             |
| 8"             | 2-1/2"      | 3"         | 4000          | 3/4"      |                                      | 70                 |                    |            | DS80KR70   |             |
| 8"             | 2-1/2"      | 3-1/4"     | 4000          | 1-15/16"  |                                      |                    |                    |            |            | DS80QR85    |
|                |             | 3-1/2"     |               | 3/4"      | 93~                                  |                    | 69                 |            |            | DS80QR**    |
|                |             |            |               | 1"        | 24                                   |                    | 71P                |            | B8         |             |
|                |             |            |               | 1-1/4"    | 26                                   |                    |                    |            |            |             |
| 8"             | 3"          | 3-1/4"     | 6000          | 1-15/16"  |                                      |                    |                    |            |            | DS80LR85    |
|                |             | 3-1/2"     |               | 3/4"      | 93~                                  |                    | 69                 |            |            | DS80LR**    |
|                |             |            |               | 1"        | 24                                   |                    | 71P                | 58         | B8         |             |
|                |             |            |               | 1-1/4"    | 26                                   |                    |                    |            |            |             |
| 8"             | 3"          | 3-1/2"     | 6000          | 3/4"      |                                      |                    |                    |            | DS80LR65   |             |
| 8"             | 3"          | 3-1/2"     | 6000          | 1"        |                                      |                    |                    |            |            | DS80LR67    |
| 8"             | 4"          | 3-1/2"     | 10000         | 3/4"      |                                      | 70                 |                    |            |            | DS80LR70    |
|                |             | 4-1/4"     |               | 2-7/16"   |                                      |                    |                    |            |            | DS80NR86    |
|                |             | 4-9/16"    |               | 1-1/4"    | 31                                   |                    |                    |            |            | DS80NR31    |
|                |             |            |               | 1-1/2"    | 33                                   |                    |                    |            |            | DS80NR33    |
| 8"             | 4"          | 4-9/16"    | 17000         | 1-1/4"    |                                      | 74                 |                    |            | DS80NR74   |             |
| 8"             | 4"          | 4-9/16"    | 10000         | 1"        |                                      |                    |                    | 67         |            | DS80NR67    |
| 10"            | 2-1/2"      | 2-3/4"     | 4500          | 1-15/16"  |                                      |                    |                    |            |            | DS10KR85    |
|                |             | 3"         |               | 3/4"      | 93~                                  |                    | 89                 |            |            | DS10KR**    |
|                |             |            |               | 1"        | 23                                   |                    |                    |            | B7         |             |
|                |             |            |               | 1-1/4"    | 25                                   |                    |                    |            |            |             |
| 10"            | 2-1/2"      | 3"         | 4500          | 3/4"      |                                      | 70                 |                    |            | DS10KR70   |             |
| 10"            | 2-1/2"      | 3-1/4"     | 4500          | 1-15/16"  |                                      |                    |                    |            |            | DS10QR85    |
|                |             | 3-1/2"     |               | 3/4"      | 93~                                  |                    | 69                 |            |            | DS10QR**    |
|                |             |            |               | 1"        | 24                                   |                    | 71P                | 58         | B8         |             |
|                |             |            |               | 1-1/4"    | 26                                   |                    |                    |            |            |             |
| 10"            | 3"          | 3-1/4"     | 6000          | 1-15/16"  |                                      |                    |                    |            |            | DS10LR85    |
|                |             | 3-1/2"     |               | 3/4"      | 93~                                  |                    | 69                 |            |            | DS10LR**    |
|                |             |            |               | 1"        | 24                                   |                    | 71P                | 58         | B8         |             |
|                |             |            |               | 1-1/4"    | 26                                   |                    |                    |            |            |             |
| 10"            | 3"          | 3-1/2"     | 10000         | 3/4"      |                                      | 70                 |                    |            | DS10LR70   |             |
| 10"            | 3"          | 3-1/2"     | 10000         | 1"        |                                      | 71                 |                    |            |            | DS10LR71    |
| 10"            | 4"          | 4-1/4"     | 10000         | 2-7/16"   |                                      |                    |                    |            |            | DS10NR86    |
|                |             | 4-9/16"    |               | 1-1/4"    | 31                                   |                    |                    |            |            | DS10NR31    |
|                |             |            |               | 1-1/2"    | 33                                   |                    |                    |            |            | DS10NR33    |
|                |             | 10"        |               | 4"        | 4-9/16"                              | 10000              | 1"                 |            |            |             |
| 10"            | 4"          | 4-9/16"    | 17000         | 1-1/4"    |                                      | 74                 |                    |            |            | DS10NR74    |
| 12"            | 3"          | 3-1/4"     | 6000          | 1-15/16"  |                                      |                    |                    |            |            | DS12LR85    |
|                |             | 3-1/2"     |               | 3/4"      | 93~                                  |                    | 69                 |            |            | DS12LR**    |
|                |             |            |               | 1"        | 24                                   |                    | 71P                | 58         | B8         |             |
|                |             |            |               | 1-1/4"    | 26                                   |                    |                    |            |            |             |
| 12"            | 3"          | 3-1/4"     | 10000         | 3/4"      |                                      | 70                 |                    |            | DS12LR70   |             |
| 12"            | 3"          | 3-1/4"     | 10000         | 1"        |                                      | 71                 |                    |            |            | DS12LR71    |
| 12"            | 3-1/2"      | 4-1/4"     | 10000         | 1-1/4"    |                                      | 74                 |                    |            |            | DS12MR74    |
| 12"            | 4"          | 4-9/16"    | 17000         | 1-1/4"    |                                      | 74                 |                    |            |            | DS12NR74    |
| 14"            | 3"          | 3-1/4"     | 6000          | 1-15/16"  |                                      |                    |                    |            |            | DS14LR85    |
|                |             | 3-1/2"     |               | 3/4"      | 93~                                  |                    | 69                 |            |            | DS14LR**    |
|                |             |            |               | 1"        | 24                                   |                    | 71P                | 58         | B8         |             |
|                |             |            |               | 1-1/4"    | 26                                   |                    |                    |            |            |             |
| 14"            | 3"          | 3-1/2"     | 10000         | 1-1/4"    |                                      | 71                 |                    |            |            | DS14LR71    |

~including  
spanner  
bushing



# ENERGY SAVER DUCTILE™

- Various bearings options for optimal performance at different applications
- Temperature range: -45°F to 800°(with bronze bearing)
- Extra thick walled, heavy-duty core, hub and tread face
- Tensile Strength of 45,000 PSI
- Slightly crowned tread

CD WHEELS • CAPACITY 10000

CD10LR71



CD40JR04



| Wheel Diameter | Tread Width | Hub Length | Lead Capacity | Bore I.D. | Replace ** with desired bearing code |                    |                 |            |            | Part Number |
|----------------|-------------|------------|---------------|-----------|--------------------------------------|--------------------|-----------------|------------|------------|-------------|
|                |             |            |               |           | Roller BRG                           | Tapered Roller BRG | Sealed Ball BRG | Delrin BRG | Bronze BRG |             |
| 4"             | 2"          | 2-3/16"    | 1500          | 1-3/16"   |                                      |                    |                 |            |            | CD40JR84    |
|                |             | 2-7/16"    |               | 1/2"      | 92~                                  |                    | 60              | 12,56      |            | CD40JR**    |
|                |             |            |               | 5/8"      | 02                                   |                    |                 |            |            |             |
|                |             |            |               | 3/4"      | 04,09                                |                    |                 | 11,57      | B1, B5     |             |
| 5"             | 2"          | 2-3/16"    | 1500          | 1-3/16"   |                                      |                    |                 |            |            | CD50JR84    |
|                |             | 2-7/16"    |               | 1/2"      | 92~                                  |                    | 60              | 12,56      |            | CD50JR**    |
|                |             |            |               | 5/8"      | 02                                   |                    |                 |            |            |             |
|                |             |            |               | 3/4"      | 04,09                                |                    |                 | 11,57      | B1, B5     |             |



| Wheel Diameter | Tread Width | Hub Length | Lead Capacity | Bore I.D. | Replace ** with desired bearing code |                    |                 |            |            | Part Number |
|----------------|-------------|------------|---------------|-----------|--------------------------------------|--------------------|-----------------|------------|------------|-------------|
|                |             |            |               |           | Roller BRG                           | Tapered Roller BRG | Sealed Ball BRG | Delrin BRG | Bronze BRG |             |
| 6"             | 2"          | 2-3/16"    | 2000          | 1-3/16"   |                                      |                    |                 |            |            | CD60JR84    |
|                |             | 2-7/16"    |               | 1/2"      | 92~                                  |                    | 60              | 12,56      |            | CD60JR**    |
|                |             |            |               | 5/8"      | 02                                   |                    |                 |            |            |             |
|                |             |            |               | 3/4"      | 04,09                                |                    |                 | 11,57      | B1, B5     |             |
| 6"             | 2"          | 2-7/16"    | 2000          | 3/4"      |                                      | 70                 |                 |            | CD60JR70   |             |
| 6"             | 2"          | 2-7/16"    | 2000          | 1/2"      |                                      | 73                 |                 |            | CD60JR73   |             |
| 6"             | 2-1/2"      | 2-3/4"     | 3500          | 1-15/16"  |                                      |                    |                 |            |            | CD60KR85    |
|                |             | 3"         |               | 3/4"      | 93~                                  |                    | 89              |            |            | CD60KR**    |
|                |             |            |               | 1"        | 23                                   |                    |                 |            | B7         |             |
|                |             |            |               | 1-1/4"    | 25                                   |                    |                 |            |            |             |
| 6"             | 2-1/2"      | 3"         | 3500          | 1"        |                                      | 71                 |                 |            | CD60KR71   |             |
| 6"             | 2-1/2"      | 3"         | 3500          | 3/4"      |                                      | 70                 |                 |            | CD60KR70   |             |
| 6"             | 2-1/2"      | 3-1/4"     | 3500          | 1-15/16"  |                                      |                    |                 |            |            | CD60QR85    |
|                |             | 3-1/2"     |               | 3/4"      | 93~                                  |                    | 69              |            |            | CD60QR**    |
|                |             |            |               | 1"        | 24                                   |                    | 71P             |            | B8         |             |
|                |             |            |               | 1-1/4"    | 26                                   |                    |                 |            |            |             |
| 6"             | 3"          | 3-1/4"     | 6000          | 1-15/16"  |                                      |                    |                 |            |            | CD60LR85    |
|                |             | 3-1/2"     |               | 3/4"      | 93~                                  |                    | 69              |            |            | CD60LR**    |
|                |             |            |               | 1"        | 24                                   |                    | 71P             |            | B8         |             |
|                |             |            |               | 1-1/4"    | 26                                   |                    |                 |            |            |             |
| 6"             | 3"          | 3-1/2"     | 10000         | 3/4"      |                                      |                    | 5P              |            | CD60LR5P   |             |
| 6"             | 3"          | 3-1/2"     | 10000         | 3/4"      |                                      | 70                 |                 |            | CD60LR70   |             |
| 6"             | 3"          | 3-1/2"     | 10000         | 1"        |                                      | 71                 |                 |            | CD60LR71   |             |
| 8"             | 2"          | 2-3/16"    | 2000          | 1-3/16"   |                                      |                    |                 |            |            | CD80JR84    |
|                |             | 2-7/16"    |               | 1/2"      | 92~                                  |                    | 60              | 12,56      |            | CD80JR**    |
|                |             |            |               | 5/8"      | 02                                   |                    |                 |            |            |             |
|                |             |            |               | 3/4"      | 04,09                                |                    |                 | 11,57      | B1, B5     |             |
| 8"             | 2"          | 2-7/16"    | 2000          | 3/4"      |                                      | 70                 |                 |            | CD80JR70   |             |
| 8"             | 2-1/2"      | 2-3/4"     | 4000          | 1-15/16"  |                                      |                    |                 |            |            | CD80KR85    |
|                |             | 3"         |               | 3/4"      | 93~                                  |                    | 89              |            |            | CD80KR**    |
|                |             |            |               | 1"        | 23                                   |                    |                 |            | B7         |             |
|                |             |            |               | 1-1/4"    | 25                                   |                    |                 |            |            |             |
| 8"             | 2-1/2"      | 3-1/4"     | 4000          | 1-15/16"  |                                      |                    |                 |            |            | CD80QR85    |
|                |             | 3-1/2"     |               | 3/4"      | 93~                                  |                    | 69              |            |            | CD80QR**    |
|                |             |            |               | 1"        | 24                                   |                    | 71P             |            | B8         |             |
|                |             |            |               | 1-1/4"    | 26                                   |                    |                 |            |            |             |
| 8"             | 2-1/2"      | 3"         | 4000          | 3/4"      |                                      | 70                 |                 |            | CD80KR70   |             |
| 8"             | 3"          | 3-1/4"     | 6000          | 1-15/16"  |                                      |                    |                 |            |            | CD80LR85    |
|                |             | 3-1/2"     |               | 3/4"      | 93~                                  |                    | 69              |            |            | CD80LR**    |
|                |             |            |               | 1"        | 24                                   |                    | 71P             |            | B8         |             |
|                |             |            |               | 1-1/4"    | 26                                   |                    |                 |            |            |             |
| 8"             | 3"          | 3-1/2"     | 10000         | 3/4"      |                                      | 70                 |                 |            | CD80LR70   |             |
| 8"             | 3"          | 3-1/2"     | 10000         | 1"        |                                      | 71                 |                 |            | CD80LR71   |             |
| 10"            | 3"          | 3-1/4"     | 7000          | 1-15/16"  |                                      |                    |                 |            |            | CD10LR85    |
|                |             | 3-1/2"     |               | 3/4"      | 93~                                  |                    | 69              |            |            | CD10LR**    |
|                |             |            |               | 1"        | 24                                   |                    | 71P             |            | B8         |             |
|                |             |            |               | 1-1/4"    | 26                                   |                    |                 |            |            |             |
| 10"            | 3"          | 3-1/2"     | 10000         | 3/4"      |                                      | 70                 |                 |            | CD10LR70   |             |
| 10"            | 3"          | 3-1/2"     | 10000         | 1"        |                                      | 71                 |                 |            | CD10LR71   |             |
| 12"            | 3"          | 3-1/4"     | 8000          | 1-15/16"  |                                      |                    |                 |            |            | CD12LR85    |
|                |             | 3-1/2"     |               | 3/4"      | 93~                                  |                    | 69              |            |            | CD12LR**    |
|                |             |            |               | 1"        | 24                                   |                    | 71P             |            | B8         |             |
|                |             |            |               | 1-1/4"    | 26                                   |                    |                 |            |            |             |
| 12"            | 3"          | 3-1/2"     | 10000         | 3/4"      |                                      | 70                 |                 |            | CD12LR70   |             |
| 12"            | 3"          | 3-1/2"     | 10000         | 1"        |                                      | 71                 |                 |            | CD12LR71   |             |

~including  
spanner  
bushing



# DROP FORGED STEEL

- Variety of bearing options for optimal performance at different applications
- Temperature range: up to 1,300 °F with bronze bearing
- Drop forged from ASTM1045 high carbon steel
- Tensile strength of 60,000PSI
- Hardness: Rockwell 89-93 B



FS80NX33



FS12LS74



FS WHEELS • CAPACITY 20000

| Wheel Diameter | Tread Width            | Hub Length | Load Capacity | Bore I.D. | Tread Patter(+) | Replace ** with desired bearing code |                    |                |            |            | Part Number |
|----------------|------------------------|------------|---------------|-----------|-----------------|--------------------------------------|--------------------|----------------|------------|------------|-------------|
|                |                        |            |               |           |                 | Roller BRG                           | Tapered Roller BRG | Prec. Ball BRG | Delrin BRG | Bronze BRG |             |
| 4"             | 2"<br>(Straight-sided) | 2"         | 2500          | 1-3/16"   | Flat            |                                      |                    |                |            |            | MS40JS84    |
|                |                        | 2-1/4"     |               | 1/2"      |                 | 92~                                  |                    | 12, 56         |            | MS40JS**   |             |
|                |                        |            |               | 5/8"      |                 | 02                                   |                    |                |            |            |             |
|                |                        |            |               | 3/4"      |                 | 04,09                                |                    | 11, 57         | B1, B5     |            |             |
| 4"             | 3"                     | 3-1/4"     | 6000          | 1-15/16"  | Flat            |                                      |                    |                |            |            | FS40LS85    |
|                |                        | 3-1/2"     |               | 3/4"      |                 | 93~                                  |                    | 69             |            | FS40LS**   |             |
|                |                        |            |               | 1"        |                 | 24                                   |                    | 71P            | 58         |            | B8          |
|                |                        |            |               | 1-1/4"    |                 | 26                                   |                    |                |            |            |             |
| 5"             | 2"                     | 2-3/16"    | 2500          | 1-3/16"   | Flat            |                                      |                    |                |            |            | FS50JS84    |
|                |                        | 2-7/16"    |               | 1/2"      |                 | 92~                                  |                    | 60             | 12, 56     |            | FS50JS**    |
|                |                        |            |               | 5/8"      |                 | 02                                   |                    |                |            |            |             |
|                |                        |            |               | 3/4"      |                 | 04,09                                |                    |                | 11, 57     | B1, B5     |             |



| Wheel Diameter | Tread Width | Hub Length | Load Capacity | Bore I.D. | Tread Pattern(+) | Replace ** with desired bearing code |                    |                |            |            | Part Number |
|----------------|-------------|------------|---------------|-----------|------------------|--------------------------------------|--------------------|----------------|------------|------------|-------------|
|                |             |            |               |           |                  | Roller BRG                           | Tapered Roller BRG | Prec. Ball BRG | Delrin BRG | Bronze BRG |             |
| 6"             | 2"          | 2-3/16"    | 2500          | 1-3/16"   | Flat             |                                      |                    |                |            |            | FS60JS84    |
|                |             | 2-7/16"    |               | 1/2"      |                  | 92~                                  |                    | 60             | 12, 56     |            | FS60JS**    |
|                |             |            |               | 5/8"      |                  | 02                                   |                    |                |            |            |             |
|                |             |            |               | 3/4"      |                  | 04,09                                |                    |                | 11, 57     | B1, B5     |             |
| 6"             | 2"          | 2-3/16"    | 8000          | 45mm      | Flat             |                                      |                    |                |            | FS60JS45   |             |
| 6"             | 2"          | 2-7/16"    | 3000          | 1/2"      | Flat             |                                      |                    | 63             |            |            | FS60JS63    |
| 6"             | 2"          | 2-7/16"    | 3000          | 3/4"      | Flat             |                                      | 70                 |                |            |            | FS60JS70    |
| 6"             | 2"          | 2-7/16"    | 4000          | 1/2"      | Crown            |                                      |                    | 4P             |            |            | FS60JS4P    |
| 6"             | 3"          | 3-1/4"     | 8000          | 1-15/16"  | Flat             |                                      |                    |                |            |            | FS60LS85    |
|                |             | 3-1/2"     |               | 3/4"      | Flat             | 93~                                  |                    | 69             |            |            | FS60LS**    |
|                |             |            |               | 1"        | Flat             | 24                                   |                    | 71P            | 58         | B8         |             |
|                |             |            |               | 1-1/4"    | Flat             | 26                                   |                    |                |            |            |             |
| 6"             | 3"          | 3-1/2"     | 8000          | 3/4"      | Flat             |                                      |                    | 65             |            |            | FS60LS65    |
| 6"             | 3"          | 3-1/2"     | 12000         | 3/4"      | Flat             |                                      | 79                 |                |            |            | FS60LS79    |
| 6"             | 3"          | 3-1/2"     | 13000         | 1-1/4"    | Flat             |                                      | 74                 |                |            |            | FS60LS74    |
| 6"             | 3"          | 3-1/2"     | 11000         | 1"        | Flat             |                                      | 71                 | 7P             |            |            | FS60LS**    |
| 6"             | 3"          | 3-1/4"     | 9000          | 2-7/16"   | Flat             |                                      |                    |                |            |            | FS60LS86    |
|                |             | 3-1/2"     |               | 1"        |                  | 94~                                  |                    |                |            |            | FS60LS94    |
|                |             |            |               | 1-1/4"    |                  | 27                                   |                    |                |            |            | FS60LS27    |
|                |             |            |               | 1-1/2"    |                  | 28                                   |                    |                |            |            | FS60LS28    |
| 6"             | 3"          | 3-1/2"     | 13000         | 3/4"      | Crown            |                                      |                    | 5P             |            |            | FS60LX5P    |
| 6"             | 3"          | 3-1/2"     | 12000         | 1"        | Crown            |                                      | 71                 |                |            |            | FS60LX71    |
| 8"             | 2"          | 2-3/16"    | 3000          | 1-3/16"   | Flat             |                                      |                    |                |            |            | FS80JS84    |
|                |             | 2-7/16"    |               | 1/2"      |                  | 92~                                  |                    | 60             | 12, 56     |            | FS80JS**    |
|                |             |            |               | 5/8"      |                  | 02                                   |                    |                |            |            |             |
|                |             |            |               | 3/4"      |                  | 04,09                                |                    |                | 11, 57     | B1, B5     |             |
| 8"             | 2"          | 2-7/16"    | 3000          | 1/2"      | Flat             |                                      |                    | 63             |            |            | FS80JS63    |
| 8"             | 2"          | 2-7/16"    | 4000          | 3/4"      | Flat             |                                      | 70                 |                |            |            | FS80JS70    |
|                |             |            | 1/2"          |           |                  | 73                                   |                    |                |            |            | FS80JS73    |
| 8"             | 2"          | 2-7/16"    | 4000          | 1/2"      | Crown            |                                      |                    | 4P             |            |            | FS80JX4P    |
| 8"             | 3"          | 3-1/4"     | 8000          | 1-15/16"  | Flat             |                                      |                    |                |            |            | FS80LS85    |
|                |             | 3-1/2"     |               | 3/4"      | Flat             | 93~                                  |                    | 69             |            |            | FS80LS**    |
|                |             |            |               | 1"        | Flat             | 24                                   |                    | 71P            | 58         | B8         |             |
|                |             |            |               | 1-1/4"    | Flat             | 26                                   |                    |                |            |            |             |
| 8"             | 3"          | 3-1/4"     | 9000          | 2-7/16"   | Flat             |                                      |                    |                |            |            | FS80LS86    |
|                |             | 3-1/2"     |               | 1"        |                  | 94~                                  |                    |                |            |            | FS80LS94    |
|                |             |            |               | 1-1/4"    |                  | 27                                   |                    |                |            |            | FS80LS27    |
|                |             |            |               | 1-1/2"    |                  | 28                                   |                    |                |            |            | FS80LS28    |
| 8"             | 3"          | 3-1/2"     | 8000          | 3/4"      | Flat             |                                      |                    | 65             |            |            | FS80LS65    |
| 8"             | 3"          | 3-1/2"     | 8000          | 3/4"      | Flat             |                                      | 79                 |                |            |            | FS80LS79    |
| 8"             | 3"          | 3-1/2"     | 12000         | 1"        | Flat             |                                      | 71                 |                |            |            | FS80LS71    |
| 8"             | 3"          | 3-1/2"     | 12000         | 3/4"      | Crown            |                                      |                    | 5P             |            |            | FS80LX5P    |
| 8"             | 3"          | 3-1/2"     | 12000         | 1"        | Crown            |                                      | 71                 |                |            |            | FS80LX71    |
| 8"             | 4"          | 4-1/2"     | 11000         | 1-1/4"    | Flat             |                                      |                    | 68             |            |            | FS80NS68    |
| 8"             | 4"          | 4-1/2"     | 20000         | 1-1/4"    | Flat             |                                      | 74                 |                |            |            | FS80NS74    |
| 8"             | 4"          | 4-1/2"     | 18000         | 1"        | Crown            |                                      |                    | 7P             |            |            | FS80NX7P    |
|                |             |            |               | 1-1/4"    |                  |                                      | 9P                 |                |            | FS80NX9P   |             |
| 10"            | 3"          | 3-1/4"     | 8000          | 1-15/16"  | Flat             |                                      |                    |                |            |            | FS10LS85    |
|                |             | 3-1/2"     |               | 3/4"      | Flat             | 93~                                  |                    | 69             |            |            | FS10LS**    |
|                |             |            |               | 1"        | Flat             | 24                                   |                    | 71P            | 58         | B8         |             |
|                |             |            |               | 1-1/4"    | Flat             | 26                                   |                    |                |            |            |             |
| 10"            | 3"          | 3-1/2"     | 8000          | 1"        | Flat             |                                      |                    |                |            |            | FS10LS66    |
| 10"            | 3"          | 3-1/2"     | 8000          | 3/4"      | Flat             |                                      | 70                 |                |            |            | FS10LS70    |
| 10"            | 3"          | 3-1/2"     | 12000         | 1"        | Flat             |                                      | 71                 |                |            |            | FS10LS71    |
| 10"            | 3"          | 3-1/2"     | 10000         | 3/4"      | Crown            |                                      |                    | 5P             |            |            | FS10LX5P    |
| 10"            | 3"          | 3-1/2"     | 12000         | 1"        | Crown            |                                      | 71                 |                |            |            | FS10LX71    |
| 10"            | 4"          | 4-1/2"     | 20000         | 1-1/4"    | Flat             |                                      | 74                 |                |            |            | FS10NS74    |
| 10"            | 4"          | 4-1/2"     | 18000         | 1-1/4"    | Flat             |                                      |                    | 8P             |            |            | FS10NS8P    |
| 10"            | 4"          | 4-1/2"     | 18000         | 1"        | Crown            |                                      |                    | 7P             |            |            | FS10NX7P    |
| 10"            | 4"          | 4-1/2"     | 18000         | 1-1/4"    | Crown            |                                      |                    | 8P             |            |            | FS10NX8P    |
| 12"            | 3"          | 3-1/2"     | 12000         | 1"        | Flat             |                                      | 71                 |                |            |            | FS12LS71    |
| 12"            | 3"          | 3-1/2"     | 15000         | 1-1/4"    | Flat             |                                      | 74                 |                |            |            | FS12LS74    |
| 12"            | 4"          | 4-1/2"     | 20000         | 1-1/4"    | Flat             |                                      | 74                 |                |            |            | FS12NS74    |

\*Machined Solid Steel Straight Sided 4x2 wheel

~including spanner bushing



# U-GROOVE WHEEL

- Precisely machined from 1045 Carbon Steel for 1-1/2" to 1-5/8 pipe gauge
- Equipped with sealed precision bearing
- Long lasting lustrous zinc finish
- Temperature range -40°F - 180°F
- Hardness HB220

UG502319



| Wheel Daimeter | Tread Width | Hub Length | Load Capacity | Bore I.D. | Groove Width | Groove Depth | Part Number |
|----------------|-------------|------------|---------------|-----------|--------------|--------------|-------------|
| 5"             | 2-5/16"     | 2-9/16"    | 6000          | 5/8"      | 1-21/32"     | 7/8"         | UG502319    |

# STAINLESS V-GROOVE WHEEL

- Include stainless sealed precision ball Bearings
- S304 steel machined wheel

TV60JT63

TV50JT63

TV40JT63



| Wheel Daimeter | Tread Width | Hub Length | Load Capacity | Bore I.D. | Groove Width | Part Number |
|----------------|-------------|------------|---------------|-----------|--------------|-------------|
| 4"             | 2"          | 2-7/16"    | 1500          | 1/2"      | 7/8"         | TV40JT72    |
| 5"             | 2"          | 2-7/16"    | 1600          | 1/2"      | 7/8"         | TV50JT72    |
| 6"             | 2"          | 2-7/16"    | 1800          | 1/2"      | 7/8"         | TV60JT72    |

# Stainless Solid Steel Wheel

- Include stainless sealed precision ball Bearings
- S304 steel machined wheel

TS40JS63



| Wheel Daimeter | Tread Width | Hub Length | Load Capacity | Bore I.D. | Part Number |
|----------------|-------------|------------|---------------|-----------|-------------|
| 4"             | 2"          | 2-7/16"    | 1500          | 1/2"      | TS40JS72    |

UG,TV,TS WHEELS • CAPACITY 6000



# MAXROK™ V-GROOVE

- Temperature range -45° F to +250° F
- Durometer Shore D 85 (+/- 5)
- Glass filled nylon molded

MV40HT03

MV40JT60



| Wheel Diameter | Tread Width | Hub Length | Load Capacity | Groove Width | Bore I.D. | Replace ** with desired bearings code |                    |                    |                         |            | Part Number |
|----------------|-------------|------------|---------------|--------------|-----------|---------------------------------------|--------------------|--------------------|-------------------------|------------|-------------|
|                |             |            |               |              |           | Roller BRG                            | Stainless Roll BRG | Precision Ball BRG | Stainless Pre. Ball BRG | Delrin BRB |             |
| 4"             | 1-1/2"      | 1-5/8"     | 600           | 7/8"         | 1-3/16"   |                                       |                    |                    |                         |            | MV40HT84    |
|                |             | 1-7/8"     |               |              | 1/2"      | 92~                                   |                    | 6M                 |                         | 12,56      | MV40HT**    |
|                |             |            |               |              | 5/8"      | 01                                    |                    |                    |                         | 11,57      |             |
|                |             |            |               |              | 3/4"      | 03                                    |                    |                    |                         |            |             |
| 4"             | 2"          | 2-3/16"    | 800           | 7/8"         | 1-3/16"   |                                       |                    |                    |                         |            | MV40JT84    |
|                |             | 2-7/16"    |               |              | 1/2"      | 92~                                   |                    | 60                 | 6S                      | 12, 56     | MV40JT**    |
|                |             |            |               |              | 5/8"      | 02                                    |                    |                    |                         |            |             |
|                |             |            |               |              | 3/4"      | 04, 09                                | 05                 |                    |                         | 11, 57     |             |

~including spanner bushing

# IRONMAN™ V-GROOVE

- Temperature range: -40°F to 250°F, enduring sharp temperature changes
- Equipped with 6205 Pre. Ball Bearings for its maximum performance
- Compression molded polymer to its maximum strength
- Rust free and smooth in operation
- Durometer: Shore D 78-82

NV60JT4P

NV40JT4P



| Wheel Diameter | Tread Width | Hub Length | Load Capacity | Bore I.D. | Groove Width | Part Number |
|----------------|-------------|------------|---------------|-----------|--------------|-------------|
| 4"             | 2"          | 2-7/16"    | 2200          | 1/2"      | 7/8"         | NV40JT4P    |
| 5"             | 2"          | 2-7/16"    | 2200          | 1/2"      | 7/8"         | NV50JT4P    |
| 6"             | 2"          | 2-7/16"    | 2200          | 1/2"      | 7/8"         | NV60JT4P    |
| 8"             | 2"          | 2-7/16"    | 2200          | 1/2"      | 7/8"         | NV80JT4P    |

MV/G,NV WHEELS • CAPACITY 2200



# CAST IRON V-GROOVE

- V-Groove is precisely machined 90°, with relief groove
- Temperature range -45°F to +300°F
- Tensile strength of 30,000 PSI



VG WHEELS • CAPACITY 3500

| Wheel Diameter | Tread Width | Hub Length | Load Capacity | Bore I.D. | Groove Width | Replace ** with desired bearing code |                 |            |            | Part Number |
|----------------|-------------|------------|---------------|-----------|--------------|--------------------------------------|-----------------|------------|------------|-------------|
|                |             |            |               |           |              | Rollger BRG                          | Sealed Ball BRG | Delrin BRG | Bronze BRG |             |
| 3"             | 1-1/4"      | 1-5/8"     | 350           | 1/2"      | 7/8"         |                                      |                 |            |            | VG30GT83    |
| 3"             | 1-1/2"      | 1-5/8"     | 375           | 1-3/16"   | 7/8"         |                                      |                 |            |            | VG30HT84    |
|                |             | 1-7/8"     |               | 1/2"      |              | 92~                                  | 6M              | 12.56      |            | VG30HT**    |
|                |             |            |               | 5/8"      |              | 01                                   |                 |            |            |             |
| 4"             | 1-1/2"      | 1-5/8"     | 350           | 3/4"      | 7/8"         |                                      |                 | 11.57      |            | VG40HT84    |
|                |             | 1-7/8"     |               | 1-3/16"   |              | 92~                                  | 6M              | 12.56      |            | VG40HT**    |
|                |             |            |               | 1/2"      |              | 01                                   |                 |            |            |             |
| 4"             | 2"          | 2-3/16"    | 600           | 5/8"      | 7/8"         |                                      |                 |            |            | VG40JT84    |
|                |             | 2-7/16"    |               | 3/4"      |              | 03                                   |                 | 11.57      |            | VG40JT**    |
|                |             |            |               | 1-3/16"   |              | 92~                                  | 60              | 12.56      |            |             |
| 5"             | 2"          | 2-3/16"    | 900           | 1/2"      | 7/8"         |                                      |                 |            |            | VG50JT84    |
|                |             | 2-7/16"    |               | 5/8"      |              | 02                                   |                 |            |            | VG50JT**    |
|                |             |            |               | 3/4"      |              | 04.09                                |                 | 11.57      | B1.B5      |             |
| 6"             | 2"          | 2-3/16"    | 1000          | 1-3/16"   | 7/8"         |                                      |                 |            |            | VG60JT84    |
|                |             | 2-7/16"    |               | 1/2"      |              | 92~                                  | 60              | 12.56      |            | VG60JT**    |
|                |             |            |               | 5/8"      |              | 02                                   |                 |            |            |             |
| 6"             | 2-1/2"      | 2-3/4"     | 2500          | 3/4"      | 7/8"         |                                      |                 |            |            | VG60KT85    |
|                |             | 3"         |               | 1"        |              | 93~                                  | 89              |            |            | VG60KT**    |
|                |             |            |               | 1-1/4"    |              | 23                                   |                 | 58         | B7         |             |
| 6"             | 2-1/2"      | 3-1/4"     | 2500          | 1-15/16"  | 7/8"         |                                      |                 |            |            | VG60QT85    |
|                |             | 3"         |               | 3/4"      |              | 93~                                  | 69              |            |            | VG60QT**    |
|                |             |            |               | 1"        |              | 24                                   | 71P             |            | B8         |             |
| 6"             | 3"          | 3-1/4"     | 3500          | 1-1/4"    | 7/8"         |                                      |                 |            |            | VG60LT85    |
|                |             | 3"         |               | 1-15/16"  |              | 93~                                  | 69              |            |            | VG60LT**    |
|                |             |            |               | 3/4"      |              | 24                                   | 71P             |            | B8         |             |
| 6"             | 3"          | 3-1/4"     | 3500          | 1"        | 1-3/8"       |                                      |                 |            |            | VG60LW85    |
|                |             | 3"         |               | 1-15/16"  |              | 93~                                  | 69              |            |            | VG60LW**    |
|                |             |            |               | 3/4"      |              | 24                                   | 71P             |            | B8         |             |
| 8"             | 2"          | 2-3/16"    | 1200          | 1-1/4"    | 7/8"         |                                      |                 |            |            | VG80JT84    |
|                |             | 2-7/16"    |               | 1-3/16"   |              | 92~                                  | 60              | 12.56      |            | VG80JT**    |
|                |             |            |               | 1/2"      |              | 02                                   |                 |            |            |             |
| 8"             | 2-1/2"      | 2-3/4"     | 2500          | 5/8"      | 7/8"         |                                      |                 |            |            | VG80KT85    |
|                |             | 3"         |               | 1-15/16"  |              | 93~                                  | 89              |            |            | VG80KT**    |
|                |             |            |               | 3/4"      |              | 23                                   |                 | 58         | B7         |             |
| 8"             | 2-1/2"      | 3-1/4"     | 2500          | 1"        | 7/8"         |                                      |                 |            |            | VG80QT85    |
|                |             | 3"         |               | 1-15/16"  |              | 93~                                  | 69              |            |            | VG80QT**    |
|                |             |            |               | 3/4"      |              | 24                                   | 71P             |            | B8         |             |
| 8"             | 3"          | 3-1/4"     | 3500          | 1-1/4"    | 7/8"         |                                      |                 |            |            | VG80LT85    |
|                |             | 3"         |               | 1-15/16"  |              | 93~                                  | 69              |            |            | VG80LT**    |
|                |             |            |               | 3/4"      |              | 24                                   | 71P             |            | B8         |             |
| 8"             | 3"          | 3-1/4"     | 3500          | 1"        | 1-3/8"       |                                      |                 |            |            | VG80LW85    |
|                |             | 3"         |               | 1-15/16"  |              | 93~                                  | 69              |            |            | VG80LW**    |
|                |             |            |               | 3/4"      |              | 24                                   | 71P             |            | B8         |             |
| 10"            | 3"          | 3-1/4"     | 3500          | 1-1/4"    | 7/8"         |                                      |                 |            |            | VG10LT85    |
|                |             | 3"         |               | 1-15/16"  |              | 93~                                  | 69              |            |            | VG10LT**    |
|                |             |            |               | 3/4"      |              | 24                                   | 71P             |            | B8         |             |
| 10"            | 3"          | 3-1/4"     | 3500          | 1"        | 1-3/8"       |                                      |                 |            |            | VG10LW85    |
|                |             | 3"         |               | 1-15/16"  |              | 93~                                  | 69              |            |            | VG10LW**    |
|                |             |            |               | 3/4"      |              | 24                                   | 71P             |            | B8         |             |

~including spanner bushing





DV WHEELS • CAPACITY 5000

# DUCTILE V-GROOVE

- 7/8" Groove width to fit 1" angle iron, 1-3/8" groove width to fit 1-1/2" angle iron
- Made out of Ductile Iron, Extra thick walled, Heavy-duty core, hub and tread
- Variety of bearing options for optimal performance at different application
- Temperature range: -45°F to 800°F (with bronze bearing)
- Precisely machined 90°V-Groove with relief groove
- Tensile Strength of 45,000PSI



| Wheel Diameter | Tread Width | Hub Length | Load Capacity | Bore I.D. | Groove Width | Replace ** with desired bearings code |                    |                 |            |            | Part Number |          |
|----------------|-------------|------------|---------------|-----------|--------------|---------------------------------------|--------------------|-----------------|------------|------------|-------------|----------|
|                |             |            |               |           |              | Roller BRG                            | Tapered Roller BRG | Sealed Ball BRG | Delrin BRG | Bronze BRG |             |          |
| 4"             | 1-1/2"      | 1-5/8"     | 1200          | 1-3/16"   | 7/8"         |                                       |                    | 6M              | 12,56      |            | DV40HT84    |          |
|                |             | 1-7/8"     |               | 1/2"      |              |                                       |                    | 03              |            |            |             | DV40HT** |
|                |             |            |               | 5/8"      |              |                                       | 04                 |                 |            | 11,57      |             |          |
| 4"             | 2"          | 2-3/16"    | 1500          | 1-3/16"   | 7/8"         |                                       |                    | 60              | 12,56      |            | DV40JT84    |          |
|                |             | 2-7/16"    |               | 1/2"      |              | 92~                                   |                    |                 |            |            | DV40JT**    |          |
|                |             |            |               | 5/8"      |              | 02                                    |                    |                 |            |            |             |          |
| 6"             | 2"          | 2-3/16"    | 1500          | 1-3/16"   | 7/8"         |                                       |                    | 60              | 12,56      |            | DV60JT84    |          |
|                |             | 2-7/16"    |               | 1/2"      |              | 92~                                   |                    |                 |            |            | DV60JT**    |          |
|                |             |            |               | 5/8"      |              | 02                                    |                    |                 |            |            |             |          |
| 6"             | 2"          | 2-7/16"    | 1500          | 3/4"      | 7/8"         |                                       |                    |                 | 11,57      | B1,B5      | DV60JT84    |          |
|                |             | 2-3/4"     |               | 1/2"      |              | 92~                                   |                    |                 |            |            | DV60JT**    |          |
|                |             |            |               | 5/8"      |              | 02                                    |                    |                 |            |            |             |          |
| 6"             | 2-1/2"      | 3"         | 3500          | 1-15/16"  | 7/8"         |                                       |                    | 63              |            |            | DV60JT63    |          |
|                |             |            |               | 3/4"      |              |                                       |                    |                 |            |            | DV60KT85    |          |
|                |             |            |               | 1"        |              | 93~                                   |                    |                 |            |            |             |          |
| 6"             | 2-1/2"      | 3"         | 3500          | 1-1/4"    | 7/8"         |                                       |                    |                 |            | B7         | DV60KT**    |          |
|                |             |            |               | 3/4"      |              |                                       |                    |                 |            |            |             |          |
|                |             |            |               | 1"        |              | 23                                    |                    |                 |            |            |             |          |
| 6"             | 2-1/2"      | 3"         | 3500          | 1"        | 7/8"         |                                       | 70                 |                 |            |            | DV60KT70    |          |
|                |             |            |               | 3/4"      |              |                                       | 71                 |                 |            |            |             |          |
|                |             |            |               | 1"        |              |                                       |                    |                 |            |            |             |          |
| 6"             | 2-1/2"      | 3-1/4"     | 3500          | 1-15/16"  | 7/8"         |                                       |                    |                 |            |            | DV60QT85    |          |
|                |             | 3-1/2"     |               | 3/4"      |              | 93~                                   |                    | 69              |            |            |             |          |
|                |             |            |               | 1"        |              | 24                                    |                    | 71P             |            | B8         | DV60QT**    |          |
| 6"             | 3"          | 3-1/4"     | 5000          | 1-1/4"    | 7/8"         |                                       |                    |                 |            |            | DV60LT85    |          |
|                |             | 3-1/2"     |               | 3/4"      |              | 93~                                   |                    | 69              |            |            |             |          |
|                |             |            |               | 1"        |              | 24                                    |                    | 71P             |            | B8         | DV60LT**    |          |
| 6"             | 3"          | 3-1/2"     | 5000          | 1-1/4"    | 7/8"         |                                       |                    |                 |            |            | DV60LT70    |          |
|                |             |            |               | 3/4"      |              |                                       | 70                 |                 |            |            |             |          |
|                |             |            |               | 1"        |              |                                       | 71                 |                 |            |            |             |          |
| 6"             | 3"          | 3-1/2"     | 5000          | 1"        | 7/8"         |                                       |                    |                 |            |            | DV60LT71    |          |
|                |             |            |               | 3/4"      |              |                                       |                    |                 |            |            |             |          |
|                |             |            |               | 1"        |              |                                       |                    |                 |            |            |             |          |
| 6"             | 3"          | 3-1/4"     | 5000          | 1-15/16"  | 1-3/8"       |                                       |                    |                 |            |            | DV60LW85    |          |
|                |             | 3-1/2"     |               | 3/4"      |              | 93~                                   |                    | 69              |            |            |             |          |
|                |             |            |               | 1"        |              | 24                                    |                    | 71P             |            | B8         | DV60LW**    |          |
| 6"             | 3"          | 3-1/2"     | 5000          | 1-1/4"    | 1-3/8"       |                                       |                    |                 |            |            | DV60LW70    |          |
|                |             |            |               | 3/4"      |              |                                       | 70                 |                 |            |            |             |          |
|                |             |            |               | 1"        |              |                                       | 71                 |                 |            |            |             |          |
| 8"             | 2-1/2"      | 3"         | 3500          | 1-15/16"  | 7/8"         |                                       |                    |                 |            |            | DV80KT85    |          |
|                |             |            |               | 3/4"      |              | 93~                                   |                    | 89              |            |            |             |          |
|                |             |            |               | 1"        |              | 23                                    |                    |                 |            | B7         | DV80KT**    |          |
| 8"             | 2-1/2"      | 3"         | 3500          | 1-1/4"    | 7/8"         |                                       |                    |                 |            |            | DV80KT70    |          |
|                |             |            |               | 3/4"      |              |                                       | 70                 |                 |            |            |             |          |
|                |             |            |               | 1"        |              |                                       | 71                 |                 |            |            |             |          |
| 8"             | 2-1/2"      | 3"         | 3500          | 1-15/16"  | 7/8"         |                                       |                    |                 |            |            | DV80QT85    |          |
|                |             | 3-1/4"     |               | 3/4"      |              | 93~                                   |                    | 69              |            |            |             |          |
|                |             | 3-1/2"     |               | 1"        |              | 24                                    |                    | 71P             |            | B8         | DV80QT**    |          |
| 8"             | 2-1/2"      | 3"         | 3500          | 1-1/4"    | 7/8"         |                                       |                    |                 |            |            | DV80QT70    |          |
|                |             |            |               | 3/4"      |              |                                       | 70                 |                 |            |            |             |          |
|                |             |            |               | 1"        |              |                                       | 71                 |                 |            |            |             |          |
| 8"             | 3"          | 3-1/4"     | 5000          | 1-15/16"  | 7/8"         |                                       |                    |                 |            |            | DV80LT85    |          |
|                |             | 3-1/2"     |               | 3/4"      |              | 93~                                   |                    | 69              |            |            |             |          |
|                |             |            |               | 1"        |              | 24                                    |                    | 71P             |            | B8         | DV80LT**    |          |
| 8"             | 3"          | 3-1/2"     | 5000          | 1-1/4"    | 7/8"         |                                       |                    |                 |            |            | DV80LT70    |          |
|                |             |            |               | 3/4"      |              |                                       | 70                 |                 |            |            |             |          |
|                |             |            |               | 1"        |              |                                       | 71                 |                 |            |            |             |          |
| 8"             | 3"          | 3-1/4"     | 5000          | 1-15/16"  | 1-3/8"       |                                       |                    |                 |            |            | DV80LW85    |          |
|                |             | 3-1/2"     |               | 3/4"      |              | 93~                                   |                    | 69              |            |            |             |          |
|                |             |            |               | 1"        |              | 24                                    |                    | 71P             |            | B8         | DV80LW**    |          |
| 8"             | 3"          | 3-1/2"     | 5000          | 1-1/4"    | 1-3/8"       |                                       |                    |                 |            |            | DV80LW70    |          |
|                |             |            |               | 3/4"      |              |                                       | 70                 |                 |            |            |             |          |
|                |             |            |               | 1"        |              |                                       | 71                 |                 |            |            |             |          |
| 10"            | 3"          | 3-1/4"     | 7000          | 1-15/16"  | 7/8"         |                                       |                    |                 |            |            | DV10LT85    |          |
|                |             | 3-1/2"     |               | 3/4"      |              | 93~                                   |                    | 69              |            |            |             |          |
|                |             |            |               | 1"        |              | 24                                    |                    | 71P             |            | B8         | DV10LT**    |          |
| 10"            | 3"          | 3-1/2"     | 7000          | 1-1/4"    | 7/8"         |                                       |                    |                 |            |            | DV10LT70    |          |
|                |             |            |               | 3/4"      |              |                                       | 70                 |                 |            |            |             |          |
|                |             |            |               | 1"        |              |                                       | 71                 |                 |            |            |             |          |
| 10"            | 3"          | 3-1/4"     | 7000          | 1-15/16"  | 1-3/8"       |                                       |                    |                 |            |            | DV10LW85    |          |
|                |             | 3-1/2"     |               | 3/4"      |              | 93~                                   |                    | 69              |            |            |             |          |
|                |             |            |               | 1"        |              | 24                                    |                    | 71P             |            | B8         | DV10LW**    |          |
| 10"            | 3"          | 3-1/2"     | 7000          | 1-1/4"    | 1-3/8"       |                                       |                    |                 |            |            | DV10LW70    |          |
|                |             |            |               | 3/4"      |              |                                       | 70                 |                 |            |            |             |          |
|                |             |            |               | 1"        |              |                                       | 71                 |                 |            |            |             |          |

~ includes spanner



# FORGED AND SOLID STEEL V-GROOVE WHEEL

- 1-3/8" Groove fits 1-1/2" angle iron, 1-3/4" groove fits 1-3/4" to 2" angle iron
- Variety of bearing options for optimal performance at different applications
- Precisely machined 90° V-Groove with relief groove
- Temperature range: up to 1,300° with bronze bearing
- Drop forged from ASTM1045 high carbon steel
- Hardness: Rockwell B 89-93
- Tensile strength of 70,000PSI



| Wheel Diameter | Tread Width | Hub Length | Load Capacity | Bore I.D. | Groove Width | Replace ** with desired bearing code |                    |                 |            | Part Number |          |
|----------------|-------------|------------|---------------|-----------|--------------|--------------------------------------|--------------------|-----------------|------------|-------------|----------|
|                |             |            |               |           |              | Roller BRG                           | Tapered Roller BRG | Sealed Ball BRG | Bronze BRG |             |          |
| 4"             | 1-13/16"    | 2"         | 3000          | 1-3/16"   | 7/8"         |                                      |                    |                 |            | SV40IT84    |          |
|                |             |            |               | 3/4"      |              | 36                                   |                    | B1,B5           | SV40IT**   |             |          |
|                |             |            |               | 1/2"      |              |                                      | 60                 |                 | SV40JI60   |             |          |
| 4"             | 1-13/16"    | 2"         | 3000          | 1/2"      | 7/8"         |                                      |                    | 14              |            | SV40JI14    |          |
|                |             |            |               | 5/8"      |              |                                      |                    | 19              |            | SV40JI19    |          |
| 6"             | 1-13/16"    | 2"         | 5000          | 1/2"      | 7/8"         |                                      | 60                 | 14              |            | SV60JI14    |          |
|                |             |            |               | 5/8"      |              |                                      |                    | 19              |            | SV60JI19    |          |
| 6"             | 1-13/16"    | 2"         | 5000          | 1-3/16"   | 7/8"         |                                      |                    |                 |            | SV60JI84    |          |
|                |             |            |               | 3/4"      |              | 04                                   |                    | B1,B5           | SV60JI**   |             |          |
|                |             |            |               | 1/2"      |              |                                      | 60                 |                 | SV60JI60   |             |          |
| 6"             | 3"          | 3-1/4"     | 7000          | 1-15/16"  | 1-3/8"       |                                      |                    |                 |            | FV60LW85    |          |
|                |             | 3-1/2"     |               | 3/4"      |              | 93~                                  |                    | 69              | B8         | FV60LW**    |          |
|                |             |            |               | 1"        |              | 24                                   |                    | 71P             |            |             |          |
|                |             |            |               | 1-1/4"    |              | 26                                   |                    |                 |            |             |          |
| 6"             | 3"          | 3-1/2"     | 10000         | 1"        | 1-3/8"       |                                      | 71                 |                 |            | FV60LW71    |          |
|                |             |            |               | 1-1/4"    |              |                                      | 74                 |                 |            | FV60LW74    |          |
|                |             |            |               | 1"        |              |                                      |                    | 7P              |            | FV60LW7P    |          |
| 8"             | 2"          | 3-1/2"     | 6000          | 1-3/16"   | 1-3/8"       |                                      |                    |                 |            | FV80JT84    |          |
|                |             |            |               | 3/4"      |              | 04                                   |                    | B1,B5           | FV80JT**   |             |          |
|                |             |            |               | 1/2"      |              |                                      |                    | 60              |            | FV80JT60    |          |
| 8"             | 3"          | 3-1/2"     | 10000         | 3/4"      | 1-3/8"       | 36                                   |                    | B1,B5           | FV80LW**   |             |          |
| 8"             | 3"          | 3-1/4"     | 7000          | 1-15/16"  | 1-3/8"       |                                      |                    |                 |            | FV80LW85    |          |
|                |             | 3-1/2"     |               | 3/4"      |              | 93~                                  |                    | 69              | B8         | FV80LW**    |          |
|                |             |            |               | 1"        |              | 24                                   |                    | 71P             |            |             |          |
|                |             |            |               | 1-1/4"    |              | 26                                   |                    |                 |            |             |          |
| 8"             | 3"          | 3-1/4"     | 8000          | 2-7/16"   | 1-3/8"       |                                      |                    |                 |            | FV80LW86    |          |
|                |             | 3-1/2"     |               | 1"        |              | 94~                                  |                    |                 | FV80LW**   |             |          |
|                |             |            |               | 1-1/4"    |              | 27                                   |                    |                 |            |             |          |
|                |             |            |               | 1-1/2"    |              | 28                                   |                    |                 |            |             |          |
| 8"             | 3"          | 3-1/2"     | 10000         | 1"        | 1-3/8"       |                                      | 71                 |                 |            | FV80LW71    |          |
| 8"             | 4"          | 4-1/2"     | 10000         | 1-1/4"    | 1-3/8"       |                                      | 74                 |                 |            |             | FV80NW74 |
|                |             | 4-1/4"     |               | 1-1/2"    |              | 1-3/4"                               | 33                 |                 |            | FV80NX33    |          |
| 10"            | 3"          | 3-1/2"     | 12000         | 1-1/4"    | 1-3/8"       |                                      | 74                 |                 |            |             | FV10LW74 |
| 10"            | 4"          | 4-1/4"     | 15000         | 1-1/4"    | 1-3/4"       |                                      | 74                 |                 |            |             | FV10NX74 |

SV WHEELS • CAPACITY 15000



# Single Flanged WHEEL

- Machined flanged and tread for exceptionally low rolling resistance
- Equipped with precision ball bearings, and grease fitting
- Made of different material for a variety of applications

FT: Forged steel machined

Temperature Range -150°F to 1200°F (with bronze bearing)

FC: Cast iron with excellent rolling resistance

Temperature Range -150°F to 600°F (with bronze bearing)

FN: Compressed cast nylon with high impact resistance and best friction resistance, lowest operating noise

Temperature Range -15°F to 175°F

FT35635



FC8L8034



FN6J5012



| Wheel Diameter   | Wheel Diameter   | Wheel width      | Wheel width      | Hub Length | Load Capacity | Bore I.D. | Part No. | Bearings | Qty of Bearings |
|------------------|------------------|------------------|------------------|------------|---------------|-----------|----------|----------|-----------------|
| Excluding Flange | Including Flange | Including Flange | Excluding Flange |            |               |           |          |          |                 |
| A                | C                | J                | K                | H          |               |           |          |          |                 |
| 3 1/2"           | 4-1/8"           | 1 7/16"          | 1 7/8"           | 2 1/2"     | 2200          | 1/2"      | FT3J3012 | 6203     | 2               |
| 4"               | 5"               | 1-25/32"         | 1-13/32"         | 2-7/16"    | 3000          | 1/2"      | FC4J504P | 6205     | 2               |
| 5"               | 6"               | 1-25/32"         | 1-13/32"         | 2-7/16"    | 2000          | 1/2"      | FC5J504P | 6205     | 2               |
| 6"               | 6-7/8"           | 1-25/32"         | 1-13/32"         | 2-7/16"    | 2500          | 1/2"      | FC6J504P | 6205     | 2               |
| 8"               | 9"               | 1-25/32"         | 1-13/32"         | 2-7/16"    | 3000          | 1/2"      | FC8J504P | 6205     | 2               |
| 8"               | 9"               | 3-1/8"           | 2-11/32"         | 3-1/2"     | 6000          | 3/4"      | FC8L805P | 6205     | 4               |
| 8"               | 9"               | 3-1/8"           | 2-11/32"         | 3-1/2"     | 6000          | 1"        | FC8L8P10 | 6208     | 4               |
| 3-1/2"           | 4-1/8"           | 1-7/16"          | 1-7/8"           | 2 7/16"    | 2200          | 1/2"      | FN3J504P | 6205     | 2               |
| 4"               | 5"               | 1-25/32"         | 1-13/32"         | 2-7/16"    | 2200          | 1/2"      | FN4J504P | 6205     | 2               |
| 5"               | 6"               | 1-25/32"         | 1-13/32"         | 2-7/16"    | 2200          | 1/2"      | FN5J504P | 6205     | 2               |
| 6"               | 6-7/8"           | 1-25/32"         | 1-13/32"         | 2-7/16"    | 2200          | 1/2"      | FN6J504P | 6205     | 2               |
| 8"               | 9"               | 1-25/32"         | 1-13/32"         | 2-7/16"    | 2200          | 1/2"      | FN8L5P4P | 6205     | 2               |
| 8"               | 9"               | 3-1/8"           | 2-11/32"         | 3-1/2"     | 5000          | 3/4"      | FN8L8P5P | 6205     | 4               |
| 8"               | 9"               | 3-1/8"           | 2-11/32"         | 3-1/2"     | 5500          | 1"        | FN8L8P10 | 6208     | 4               |
| 8"               | 9"               | 3-1/8"           | 2-11/32"         | 3-1/2"     | 5500          | 1-1/4"    | FN8L908P | 6208     | 4               |

FT/FC/FN WHEELS • CAPACITY 6000

# FOAM-FILLED PNEUMATIC WHEEL

- Micro-cellular polyurethane foam filled in the tire
- Flat free and excellent wearing resistance

**FF6C5TP3**

**FF0D4OP2**



PNEUMATIC WHEELS • CAPACITY 650

| Wheel Daimeter | Tire Size/ Type | Load Cap. | Tread Pattern | Ply | Hub Length | Hub Design | Hub type | Bore I.D. | Color Tire/Rim | Bearing Type        | Part #   |
|----------------|-----------------|-----------|---------------|-----|------------|------------|----------|-----------|----------------|---------------------|----------|
| 6.2"           | 2"              | 200       | Saw tooth     | 4   | 2-1/2"     | Centered   | 2        | 1/2"      | Black/Zinc     | Sealed Ball Bearing | FF60JB60 |
| 8.5"           | 280-4           | 220       | Saw tooth     | 4   | 3-3/16"    | Centered   | 3        | 3/4"      | Black/Zinc     | Sealed Ball Bearing | FF8A4CP3 |
| 10"            | 4.10/3.50-4     | 350       | Saw tooth     | 4   | 4"         | Centered   | 3        | 3/4"      | Black/Zinc     | Sealed Ball Bearing | FF0D4CP3 |
| 10"            | 4.10/3.50-4     | 350       | Saw tooth     | 4   | 2-1/4"     | Offset     | 3        | 5/8"      | Black/Zinc     | Sealed Ball Bearing | FF0D4OP2 |
| 10"            | 4.10/3.50-4     | 350       | Saw tooth     | 4   | 2-1/4"     | Offset     | 3        | 3/4"      | Black/Zinc     | Sealed Ball Bearing | FF0D4OP3 |
| 12"            | 4.10/3.50-6     | 500       | Saw tooth     | 4   | 4"         | Centered   | 1        | 3/4"      | Black/White    | Sealed Ball Bearing | FF2D6TP3 |
| 12"            | 4.10/3.50-6     | 500       | Saw tooth     | 6   | 4"         | Centered   | 1        | 3/4"      | Black/White    | Sealed Ball Bearing | FP2D6TP3 |
| 15.4"          | 4.80/3.50-6     | 650       | Stud          | 6   | 3"         | Centered   | 1        | 3/4"      | Black/White    | Sealed Ball Bearing | FF6C5TP3 |

# GRAY FOAM-FILLED PNEUMATIC

- Available in zinc, brass and different color coating steel rim
- Butyl rubber inner tube for longer air inflation

**FF8F4Y53**



| Wheel Daimeter | Tire Size/ Type | Load Cap. | Tread Pattern | Ply | Air Pressure | Hub Length | Hub Design | Hub type | Bore I.D. | Color Tire/Rim | Bearing Type         | Part #   |
|----------------|-----------------|-----------|---------------|-----|--------------|------------|------------|----------|-----------|----------------|----------------------|----------|
| 8.5"           | 280-4           | 220       | Saw tooth     | 4   | 50           | 3-3/16"    | Centered   | 3        | 3/4"      | Gray/Zinc      | Sealed Ball Bearing  | FF8A4Y53 |
| 9"             | 280-4           | 220       | Saw tooth     | 4   | 50           | 3-3/16"    | Centered   | 3        | 3/4"      | Gray/Zinc      | Flanged Ball Bearing | FF8G4Y53 |
| 10"            | 4.10/3.50-4     | 350       | Saw tooth     | 4   | 50           | 4"         | Centered   | 3        | 3/4"      | Gray/Zinc      | Flanged Ball Bearing | FF0D4Y53 |



# GRAY PNEUMATIC

- Available in zinc, brass and different color coating steel rim
- Butyl rubber inner tube for longer air inflation

**FP5B4Y53**

**FP0D4Y53**



| Wheel Daimeter | Tire Size/ Type | Load Cap. | Tread Pattern | Ply | Air Pressure | Hub Length | Hub Design | Hub type | Bore I.D. | Color Tire/Rim | Bearing Type         | Part #   |
|----------------|-----------------|-----------|---------------|-----|--------------|------------|------------|----------|-----------|----------------|----------------------|----------|
| 8.5"           | 250-4           | 220       | lug           | 4   | 50           | 3"         | Centered   | 3        | 1-3/8"    | Gray/Zinc      |                      | FP5B4Y95 |
|                |                 |           |               |     |              | 3-1/4"     |            |          | 1/2"      | Gray/Zinc      | Sealed Ball Bearing  | FP5B4YP1 |
|                |                 |           |               |     |              |            |            |          | 5/8"      | Gray/Zinc      | Sealed Ball Bearing  | FP5B4YP2 |
|                |                 |           |               |     |              |            |            |          | 3/4"      | Gray/Zinc      | Sealed Ball Bearing  | FP5B4YP3 |
| 8.5"           | 280-4           | 220       | Saw tooth     | 4   | 50           | 3-3/16"    | Centered   | 3        | 3/4"      | Gray/Zinc      | Sealed Ball Bearing  | FP8A4Y53 |
| 9"             | 280-4           | 220       | Saw tooth     | 4   | 50           | 3-3/16"    | Centered   | 3        | 3/4"      | Gray/Zinc      | Flanged Ball Bearing | FF8F4Y53 |
| 9"             | 280-4           | 220       | Saw tooth     | 4   | 50           | 2-1/4"     | Offset     | 3        | 1/2"      | Gray/Zinc      | Flanged Ball Bearing | FF8F4D51 |
| 9"             | 280-4           | 220       | Saw tooth     | 4   | 50           | 3-3/16"    | Centered   | 3        | 3/4"      | Gray/Brass     | Sealed Ball Bearing  | FP8F4FP3 |
| 10"            | 4.10/3.50-4     | 350       | Saw tooth     | 4   | 50           | 4"         | Centered   | 3        | 3/4"      | Gray/Zinc      | Flanged Ball Bearing | FP0D4Y53 |

# BLACK POLYURETHANE FILLED PNEUMATIC

- Polyurethane resin is pumped into pneumatic tire to replace air with a resilient
- Powder coated steel rim

**FU80WC38**



| Wheel Daimeter | Tire Size/ Type | Load Cap. | Tread Pattern | Ply | Hub Length | Hub Design | Rim | Bore I.D. | Color Tire/ Rim | Bearing Type         | Part #   |
|----------------|-----------------|-----------|---------------|-----|------------|------------|-----|-----------|-----------------|----------------------|----------|
| 8.5"           | 280-4           | 220       | Saw tooth     | 4   | 3-3/16"    | Centered   | 1   | 3/4"      | Black/white     | Sealed Ball Bearing  | FU8A4CP3 |
|                |                 |           |               |     |            |            |     |           |                 | Roller Bearings      | FU8A4C38 |
| 10"            | 4.10/3.50-4     | 350       | Saw tooth     | 4   | 4"         | Centered   | 1   | 3/4"      | Black/white     | Flanged Ball Bearing | FU0D4CP3 |
|                |                 |           |               |     |            |            |     |           |                 | Roller Bearings      | FU0D4C40 |



# BLACK PNEUMATIC

- Available in zinc, brass and different color coating steel rim
- Butyl rubber inner tube for longer air inflation



PNEUMATIC WHEELS • CAPACITY 650

| Wheel Dai | Tire Size/Type | Load Cap. | Tread Pattern | Ply | Air Pressure | Hub Length | Hub Design | Hub type | Bore I.D.            | Color-Tire/Rim | Bearing Type         | Part #   |
|-----------|----------------|-----------|---------------|-----|--------------|------------|------------|----------|----------------------|----------------|----------------------|----------|
| 6.2"      | 2"             | 200       | Sawtooth      | 4   | 30           | 2-1/2"     | Centered   | 2        | 1/2"                 | Black/Zinc     | Sealed Ball Bearing  | FP60JB60 |
| 6.2"      | 2"             | 200       | Sawtooth      | 4   | 30           | 2-1/4"     | Offset     | 2        | 1/2"                 | Black/Zinc     | Sealed Ball Bearing  | FP60J060 |
| 8.5"      | 250-4          | 220       | lug           | 4   | 50           | 2-1/2"     | Centered   | 3        | 3/4"                 | Black/Zinc     | Sealed Ball Bearing  | FP5B1CP3 |
|           |                |           |               |     |              |            |            |          |                      |                | Flanged Ball Bearing | FP5B1C53 |
| 8.5"      | 280-4          | 220       | Sawtooth      | 4   | 50           | 3-3/16"    | Centered   | 3        | 1/2"                 | Black/Zinc     | Flanged Ball Bearing | FP8A4C51 |
|           |                |           |               |     |              |            |            | 1/2"     | Sealed Ball Bearing  |                | FP8A4CP1             |          |
|           |                |           |               |     |              |            |            | 5/8"     | Sealed Ball Bearing  |                | FP8A4CP2             |          |
|           |                |           |               |     |              |            |            | 3/4"     | Sealed Ball Bearing  |                | FP8A4CP3             |          |
| 8.5"      | 284-4          | 220       | Sawtooth      | 4   | 50           | 3-3/16"    | Centered   | 3        | 3/4"                 | Black/Brass    | Sealed Ball Bearing  | FP8F4FP3 |
| 9"        | 280-4          | 250       | Sawtooth      | 4   | 50           | 3-3/16"    | Centered   | 3        | 1-3/8"               | Black/Zinc     | Plain bore           | FP8F4C95 |
|           |                |           |               |     |              |            |            | 1/2"     | Sealed Ball Bearing  |                | FP8F4CP1             |          |
|           |                |           |               |     |              |            |            | 3/4"     | Sealed Ball Bearing  |                | FP8F4CP3             |          |
|           |                |           |               |     |              |            |            | 3/4"     | Roller               |                | FP8F4C38             |          |
| 9"        | 280-4          | 250       | Sawtooth      | 4   | 50           | 2-1/4"     | Offset     | 3        | 5/8"                 | Black/Zinc     | Sealed Ball Bearing  | FP8F4OP2 |
| 9"        | 280-4          | 250       | Sawtooth      | 4   | 50           | 2-1/4"     | Offset     | 3        | 5/8"                 | Black/Brass    | Sealed Ball Bearing  | FP8F4OP2 |
| 10"       | 4.10/3.50-4    | 350       | Sawtooth      | 4   | 50           | 4"         | Centered   | 3        | 1/2"                 | Black/Zinc     | Flanged Ball Bearing | FP0D4C51 |
|           |                |           |               |     |              |            |            | 3/4"     | Flanged Ball Bearing |                | FP0D4C53             |          |
|           |                |           |               |     |              |            |            | 3/4"     | Sealed Ball Bearing  |                | FP0D4CP3             |          |
|           |                |           |               |     |              |            |            | 3/4"     | Roller               |                | FP0D4C40             |          |
| 10"       | 4.10/3.50-4    | 350       | Sawtooth      | 4   | 50           | 2-1/4"     | Offset     | 3        | 1-3/8"               | Black/Zinc     | Plain bore           | FP0D4O95 |
|           |                |           |               |     |              |            |            | 5/8"     | Flanged Ball Bearing |                | FP0D4O52             |          |
|           |                |           |               |     |              |            |            | 3/4"     | Flanged Ball Bearing |                | FP0D4O53             |          |
|           |                |           |               |     |              |            |            | 1/2"     | Sealed Ball Bearing  |                | FP0D4OP1             |          |
|           |                |           |               |     |              |            |            | 5/8"     | Sealed Ball Bearing  |                | FP0D4OP2             |          |
|           |                |           |               |     |              |            |            | 3/4"     | Sealed Ball Bearing  |                | FP0D4OP3             |          |
| 10"       | 4.10/3.50-4    | 350       | Sawtooth      | 4   | 50           | 1.85"      | Centered   | 3        | 5/8"                 | Black/Zinc     | Sealed Ball Bearing  | FP0D4SP2 |
| 10"       | 4.10/3.50-4    | 350       | Sawtooth      | 4   | 50           | 2-1/4"     | Offset     | 1        | 5/8"                 | Black/White    | Flanged Ball Bearing | FP0D4W52 |
| 10.4"     | 4.10/3.50-4    | 350       | Sawtooth2     | 4   | 50           | 2-1/4"     | Offset     | 1        | 5/8"                 | Black/Almond   | Sealed Ball Bearing  | FP0E4E52 |
| 10"       | 4.10/3.50-4    | 350       | Sawtooth      | 4   | 50           | 3-1/4"     | Centered   | 1        | 1-3/8"               | Black/Gray     | Sealed Ball Bearing  | FP0D4K95 |
|           |                |           |               |     |              |            |            | 1/2"     | Sealed Ball Bearing  |                | FP0D4KP1             |          |
|           |                |           |               |     |              |            |            | 5/8"     | Sealed Ball Bearing  |                | FP0D4KP2             |          |
|           |                |           |               |     |              |            |            | 3/4"     | Sealed Ball Bearing  |                | FP0D4KP3             |          |
| 10"       | 4.10/3.50-4    | 500       | Sawtooth      | 4   | 50           | 2-1/4"     | Offset     | 3        | 1-3/8"               | Black/Zinc     | Plain bore           | FP0H4O95 |
|           |                |           |               |     |              |            |            | 1/2"     | Sealed Ball Bearing  |                | FP0H4OP1             |          |
|           |                |           |               |     |              |            |            | 5/8"     | Sealed Ball Bearing  |                | FP0H4OP2             |          |
|           |                |           |               |     |              |            |            | 3/4"     | Sealed Ball Bearing  |                | FP0H4OP3             |          |
| 10"       | 4.10/3.50-4    | 500       | Sawtooth      | 4   | 50           | 4"         | Centered   | 3        | 1-3/8"               | Black/Zinc     | Plain bore           | FP0H4C95 |
|           |                |           |               |     |              |            |            | 1/2"     | Sealed Ball Bearing  |                | FP0H4CP1             |          |
|           |                |           |               |     |              |            |            | 5/8"     | Sealed Ball Bearing  |                | FP0H4CP2             |          |
|           |                |           |               |     |              |            |            | 3/4"     | Sealed Ball Bearing  |                | FP0H4CP3             |          |
| 10"       | 4.10/3.50-4    | 350       | Knobby        | 4   | 50           | 4"         | Centered   | 1        | 3/4"                 | Black/Black    | Sealed Ball Bearing  | FP0P4CP3 |
| 10"       | 4.10/3.50-4    | 350       | Knobby        | 4   | 50           | 4"         | Offset     | 1        |                      | Black/White    | Sealed Ball Bearing  | FP0P4OP2 |
| 11.75"    | 13x6.5-6       | 320       | Ribbed        | 4   | 30           | 3-1/4"     | Offset     | 1        | 5/8"                 | Black/White    | Sealed Ball Bearing  | FP13R4P2 |
| 12"       | 4.10/3.50-6    | 500       | Sawtooth      | 6   | 85           | 4"         | Centered   | 1        | 3/4"                 | Black/White    | Sealed Ball Bearing  | FP2D6TP3 |
| 12"       | 4.10/3.50-6    | 500       | Sawtooth      | 6   | 85           | 3-1/4"     | Offset     | 1        | 3/4"                 | Black/Gray     | Sealed Ball Bearing  | FP2D6OP3 |
| 15.4"     | 4.80/3.50-6    | 650       | Stud          | 6   | 50           | 3"         | Centered   | 1        | 3/4"                 | Black/White    | Sealed Ball Bearing  | FP6C6TP3 |



# EVER-ROLL™

- Available in Black and Gray tire, Zinc and Brass plated rim
- Made from closed cell Micro-cellular polyurethane foam
- Available in 3-pcs and 1-pcs metal hub
- Flat-Free and smooth cushioned ride
- Sawtooth tread

ER WHEELS • CAPACITY 520



| Wheel Diameter | Tire Width | Hub Length | Hub Design | Load Capacity | Color       | Tire Pattern | Rim Design | Bore I.D. | Replace ** with desired bearing code |          |                 | Part #     |
|----------------|------------|------------|------------|---------------|-------------|--------------|------------|-----------|--------------------------------------|----------|-----------------|------------|
|                |            |            |            |               |             |              |            |           | Roller BRG                           | Ball BRG | Sealed Ball BRG |            |
| 6"             | 2"         | 2-1/4"     | Centered   | 150           | Black/Zinc  | Saw Tooth    | 2          | 1/2"      |                                      | 60       |                 | ER60JB60   |
| 6"             | 2"         | 2-1/4"     | Centered   | 150           | Gray/Zinc   | Saw Tooth    | 2          | 1/2"      |                                      | 60       |                 | ER60JI60   |
| 6.25"          | 3"         | 3"         | Centered   | 150           | Black/White | Saw Tooth    | 2          | 3/4"      | 38                                   |          |                 | ER60LW38   |
| 8.1"           | 2"         | 2-3/8"     | Centered   | 275           | Black/Zinc  | Saw Tooth    | 2          | 1/2"      |                                      | 51       |                 | ER80JB51   |
|                |            |            |            |               |             |              |            | 5/8"      |                                      | 52       |                 | ER80JB52   |
|                |            |            |            |               |             |              |            | 3/4"      |                                      | 53       |                 | ER80JB53   |
| 8"             | 3"         | 3-3/16"    | Centered   | 275           | Black/Gray  | Saw Tooth    | Plastic    | 3/4"      |                                      | 53       |                 | ER80CT53   |
| 8"             | 3"         | 3-3/16"    | Centered   | 275           | Black/Black | Saw Tooth    | Plastic    | 1-3/8"    |                                      |          |                 | ER80CL95   |
|                |            |            |            |               |             |              |            | 1/2"      |                                      | 51       | P1              | ER80CL**   |
|                |            |            |            |               |             |              |            | 5/8"      |                                      | 52       | P2              |            |
|                |            |            |            |               |             |              |            | 3/4"      |                                      | 53       | P3              |            |
| 8.9"           | 2-15/16"   | 3"         | Centered   | 250           | Black/Zinc  | Saw Tooth    | 3          | 1-3/8"    |                                      |          |                 | ER80BC95   |
|                |            | 3-3/16"    |            |               |             |              |            | 1/2"      |                                      | 51       | P1              | ER80BC**   |
|                |            |            |            |               |             |              |            | 5/8"      |                                      | 52       | P2              |            |
|                |            |            |            |               |             |              |            | 3/4"      |                                      | 53       | P3              |            |
| 8.9"           | 2-15/16"   | 3"         | Centered   | 250           | Gray/Zinc   | Saw Tooth    | 3          | 1-3/8"    |                                      |          |                 | ER80GC95   |
|                |            | 3-3/16"    |            |               |             |              |            | 1/2"      |                                      | 51       | P1              | ER80GC**   |
|                |            |            |            |               |             |              |            | 5/8"      |                                      | 52       | P2              |            |
|                |            |            |            |               |             |              |            | 3/4"      |                                      | 53       | P3              |            |
| 8.9"           | 2-15/16"   | 2-1/4"     | Offset     | 250           | Black/Zinc  | Saw Tooth    | 3          | 5/8"      |                                      | 52       | P2              | ER80BO**   |
| 8.5"           | 2-1/2"     | 3-1/8"     | Centered   | 250           | Black/Zinc  | Saw Tooth    | 3          | 3/4"      |                                      | 53       |                 | ER8ABC53   |
| 10.2"          | 3-1/8"     | 4"         | Centered   | 280           | Black/Zinc  | Saw Tooth    | 3          | 1/2"      |                                      | 51       | P1              | ER10BC**   |
|                |            |            |            |               |             |              |            | 3/4"      |                                      | 53       | P3              |            |
|                |            |            |            |               |             |              |            | 1-3/8"    |                                      |          |                 | ER10BO95   |
| 10.2"          | 3-7/16"    | 2"         | Offset     | 280           | Black/Gray  | Saw Tooth    | 1          | 5/8"      |                                      |          | P2              | ER10BOP2   |
| 10.2"          | 3-1/8"     | 2-1/4"     | Offset     | 280           | Black/Zinc  | Saw Tooth    | 3          | 5/8"      |                                      |          | P2              | ER10BOP2-3 |
| 10.2"          | 3-1/8"     | 2-1/4"     | Offset     | 280           | Black/Zinc  | Saw Tooth    | 3          | 3/4"      |                                      |          | P3              | ER10BOP3   |
| 10.5"          | 3-1/4"     | 3-1/4"     | Centered   | 280           | Black/Gray  | Saw Tooth    | Plastic    | 3/4"      |                                      | 53       |                 | ER10CT53   |
| 10.2"          | 3-1/8"     | 4"         | Centered   | 280           | Black/White | Saw Tooth    | 1          | 1/2"      |                                      |          | P1              | ER10CWP1   |
| 10.2"          | 3-1/8"     | 4"         | Centered   | 280           | Black/White | Saw Tooth    | 1          | 5/8"      |                                      | 52       |                 | ER10CW52   |
| 10.2"          | 3-1/8"     | 4"         | Centered   | 280           | Black/White | Saw Tooth    | 1          | 3/4"      |                                      |          | P3              | ER10CWP3   |
| 10.5"          | 3-1/4"     | 2-1/4"     | Offset     | 280           | Black/Gray  | Saw Tooth    | Plastic    | 5/8"      |                                      | 52       | P2              | ER10OT**   |
| 12"            | 1-3/4"     | 2-3/8"     | Centered   | 150           | Black/Black | Smooth       | Plastic    | 1/2"      |                                      | 51       |                 | ER12IB51   |
| 12"            | 2-1/2"     | 2"         | Centered   | 300           | Black/Black | Stud         | Plastic    | 1/2"      |                                      |          | PB12            | ER12KBPB12 |
| 11.75"         | 5"         | 5"         | Centered   | 400           | Black/White | Turf         | 1          | 5/8"      |                                      | 52       |                 | ER13BC52   |
| 13"            | 5"         | 5"         | Centered   | 400           | Black/White | Sawtooth     | 1          | 5/8"      |                                      | 52       |                 | ER13CWP3   |
| 15.5"          | 3-3/4"     | 3"         | Centered   | 520           | Black/White | Rib          | 1          | 3/4"      |                                      |          | P3              | ER16BCP3   |
| 16"            | 3-3/4"     | 3"         | Centered   | 520           | Black/White | Stud         | 1          | 3/4"      |                                      |          | P3              | ER16BBP3   |

\*The Ever-Roll is not designed to sit with load.

1 = 1-PC welded  
2 = 2-PC Bolt together  
3 = 3-PC bolt together



# ELASTORIDE™

- Balloon cushion rubber press on polyolefin core
- Light weight while excellent impact resistance
- Temperature range -40° F to +180° F
- Offset Hub for easy installation
- Non-marking Black or Gray tire
- Never deflate
- Shore A 75-80



RT,SN WHEELS • CAPACITY 300

| Wheel Diameter | Tread Width | Offset Hub Length | Load Capacity | Bore I.D. | Color (tire/core) | Replace ** with Bearing Code |                 | Part Number |
|----------------|-------------|-------------------|---------------|-----------|-------------------|------------------------------|-----------------|-------------|
|                |             |                   |               |           |                   | Flanged Ball BRG             | Sealed Ball BRG |             |
| 8"             | 2"          | 2-1/4"            | 250           | 1-3/8"    | Gray/Gray         |                              |                 | RT80JI95    |
|                |             |                   |               | 1/2"      |                   | 51                           | P1              | RT80JI**    |
|                |             |                   |               | 5/8"      |                   | 52                           | P2              |             |
|                |             |                   |               | 3/4"      |                   | 53                           | P3              |             |
| 8"             | 2"          | 2-1/4"            | 250           | 1-3/8"    | Black/Gray        |                              |                 | RT80JZ95    |
|                |             |                   |               | 1/2"      |                   | 51                           | P1              | RT80JZ**    |
|                |             |                   |               | 5/8"      |                   | 52                           | P2              |             |
|                |             |                   |               | 3/4"      |                   | 53                           | P3              |             |
| 10"            | 2"          | 2-1/4"            | 300           | 1-3/8"    | Gray/Gray         |                              |                 | RT10JI95    |
|                |             |                   |               | 1/2"      |                   | 51                           | P1              | RT10JI**    |
|                |             |                   |               | 5/8"      |                   | 52                           | P2              |             |
|                |             |                   |               | 3/4"      |                   | 53                           | P3              |             |
| 10"            | 2"          | 2-1/4"            | 300           | 1-3/8"    | Black/Gray        |                              |                 | RT10JZ95    |
|                |             |                   |               | 1/2"      |                   | 51                           | P1              | RT10JZ**    |
|                |             |                   |               | 5/8"      |                   | 52                           | P2              |             |
|                |             |                   |               | 3/4"      |                   | 53                           | P3              |             |
| 10"            | 2"          | 2-1/4"            | 300           | 1-3/8"    | Black/Black       |                              |                 | RT10JB95    |
|                |             |                   |               | 1/2"      |                   | 51                           | P1              | RT10JB**    |
|                |             |                   |               | 5/8"      |                   | 52                           | P2              |             |
|                |             |                   |               | 3/4"      |                   | 53                           | P3              |             |

# SEMI-PNEUMATIC with Metal Hub

- Zero pressure tire pressed tire pressed in a bolted steel rim
- Temperature range: -20° F to 200° F
- Durometer: Shore A 80(+/- 5)

SN80HO52



| Wheel Diameter | Tread Width | Hub Length | Hub Design | Weight Capacity | Bore I.D.           | Hub Color    | Part #   |
|----------------|-------------|------------|------------|-----------------|---------------------|--------------|----------|
| 8"             | 1-5/8"      | 1-17/64"   | Offset     | 350             | 5/8" (steel Insert) | GRAY-PLASTIC | SN80HOM2 |
| 10"            | 1-3/4"      | 2"         | Offset     | 150             | 1/2"                | Tin          | SN10EM51 |
| 10"            | 2-3/4"      | 3-1/16"    | Center     | 550             | 3/4"                | Zinc         | SN10UTP3 |
| 10"            | 2-3/4"      | 2-1/4"     | Offset     | 550             | 5/8"                | Zinc         | SN10UMP2 |
| 10"            | 2-3/4"      | 2-1/4"     | Offset     | 550             | 3/4"                | Zinc         | SN10UMP3 |





# ECO-RUBBER™

- Temperature Range -20°F to +160° F (Intermittent -40°F to +212° F)
- Wide and soft tread is ideal for rolling on grass and dirt, etc...
- High-Impact resistance polymer core
- Solid rubber tread

SN12LOP3

SN10JC52

SN10UO52



SN WHEELS • CAPACITY 850

| Wheel Diameter | Tread Width | Hub Length | Hub Design    | Load Capacity | Bore I.D. | Replace ** with desired bearing code |                 | Part Number |
|----------------|-------------|------------|---------------|---------------|-----------|--------------------------------------|-----------------|-------------|
|                |             |            |               |               |           | Flanged Ball BRG                     | Sealed Ball BRG |             |
| 6"             | 2"          | 2-1/2"     | Centered      | 350           | 1/2"      | 51                                   |                 | SN60JB51    |
|                |             |            |               |               | 5/8"      | 52                                   |                 | SN60JB52    |
|                |             |            |               |               | 3/4"      | 53                                   |                 | SN60JB53    |
| 7"             | 2"          | 2-1/4"     | Centered      | 400           | 3/4"      | 53                                   |                 | SN70UC53    |
| 8"             | 2"          | 2-1/8"     | Offset-waffle | 450           | 1/2"      |                                      | P1              | SN80COP1    |
|                |             |            |               |               | 5/8"      |                                      | P2              | SN80COP2    |
|                |             |            |               |               | 5/8"      |                                      | P3              | SN80CO52    |
| 8"             | 2-1/4"      | 2-1/2"     | Centered      | 450           | 1/2"      | 51                                   |                 | SN80UC51    |
|                |             |            |               |               | 5/8"      | 52                                   |                 | SN80UC52    |
|                |             |            |               |               | 3/4"      | 53                                   | P3              | SN80UC**    |
| 8"             | 2-1/4"      | 2-1/4"     | Offset        | 450           | 1/2"      | 51                                   | P1              | SN80UO**    |
|                |             |            |               |               | 5/8"      | 52                                   | P2              |             |
|                |             |            |               |               | 3/4"      | 53                                   | P3              |             |
| 10"            | 2"          | 1-5/8"     | Offset        | 500           | 5/8"      | 52                                   |                 | SN10JN52    |
| 10"            | 2"          | 2-1/4"     | Centered      | 500           | 5/8"      | 52                                   |                 | SN10JC52    |
|                |             |            |               |               | 3/4"      | 53                                   |                 | SN10JC53    |
| 10"            | 2-3/4"      | 3-1/4"     | Centered      | 650           | 1/2"      |                                      | P1              | SN10UC**    |
|                |             |            |               |               | 5/8"      | 52                                   |                 |             |
|                |             |            |               |               | 3/4"      | 53                                   | P3              |             |
| 10"            | 2-3/4"      | 2-1/4"     | Offset        | 650           | 1/2"      |                                      | P1              | SN10UO**    |
|                |             |            |               |               | 5/8"      | 52                                   | P2              |             |
|                |             |            |               |               | 3/4"      | 53                                   | P3              |             |
| 12"            | 3"          | 3-1/4"     | Centered      | 850           | 1-3/8"    |                                      |                 | SN12LC95    |
|                |             |            |               |               | 5/8"      | 52                                   | P2              | SN12LC**    |
|                |             |            |               |               | 3/4"      | 53                                   | P3              |             |
| 12"            | 3"          | 2-3/4"     | Offset        | 850           | 1-3/8"    |                                      |                 | SN12LO95    |
|                |             |            |               |               | 1/2"      |                                      | P1              | SN12LO**    |
|                |             |            |               |               | 5/8"      |                                      | P2              |             |
|                |             |            |               |               | 3/4"      | P3                                   | P3              |             |

# BOGEY & NOSE ROLLERS

## BOGEY WHEEL:

- Carbon steel axle is drilled, cross drilled and includes a recessed zerk fitting
- Manufactured from schedule 40 pipe with strong steel tubing
- Weld to 1/4" thick end plates

## NOSE ROLLER:

- Carbon Steel axle is drilled, cross-drilled and include a recessed zerk fitting
- Fully machined semi-steel roller, concentric with the axle



| Part Number | Dimensions       | Axle Dimensions  |
|-------------|------------------|------------------|
| BR0404      | 4" Dia x 4-1/2"  | 1-1/2" x 6-1/4"  |
| BR0406      | 4" Dia x 6"      | 1-1/2" x 8-1/4"  |
| BR1008      | 10-3/4" Dia x 8" | 1-1/2" x 10-1/2" |
| BR0808      | 8-5/8" Dia x 8"  | 1-1/2" x 10-1/2" |

# PALLET JACK WHEELS

- Polyurethane tread chemically bonded to heavy duty iron core
- Equipped with 6204 sealed precision ball bearing. 20mm ID
- Temperature range: -40° F to +180° F
- Durometer: Shore D 65(+/-5)



| Part #   | Diameter | Hub Length | I.D. | Tread Length | Load Capacity |
|----------|----------|------------|------|--------------|---------------|
| PC180X50 | 180mm    | 1.76"      | 20mm | 50mm         | 1900lb        |
| PS73X95  | 73mm     | 3.70"      | 20mm | 95mm         | 1300lb        |



Caged Roller



Roller with Outer Split

| Bearing I.D. | Wheel Bore | Bearing Length | Wheel Hub Length | Roller Bearing Type |                        |              |
|--------------|------------|----------------|------------------|---------------------|------------------------|--------------|
|              |            |                |                  | Roller (Standard)   | Stainless Steel Roller | Caged Roller |
| 1/2"         | 15/16"     | 1"             | 1-1/4"           | SRBSP2A             |                        |              |
|              | 15/16"     | 1-1/2"         | 1-7/8"           | SRBSP29             |                        |              |
|              | 15/16"     | 1-1/4"         | 1-3/4"           | SRBSP20             |                        |              |
| 1/2"         | 1-1/16"    | 1-1/4"         | 1-5/16"          | SRBSP0A             |                        |              |
|              | 1-1/16"    | 1-1/8"         | 1-3/8"           | SRBSP00             |                        |              |
| 1/2"         | 1-3/16"    | 1-3/8"         | 1-5/8"           | SRBSPA3             |                        |              |
| 5/8"         | 1-3/16"    | 1-3/8"         | 1-5/8"           | SRBSP01             |                        |              |
|              | 1-3/16"    | 1-7/8"         | 2-3/16"          | SRBSP02             |                        |              |
| 3/4"         | 1-3/16"    | 1-1/2"         | 1-3/4"           | SRBSP36             |                        |              |
|              | 1-3/16"    | 1-1/4"         | 1-1/2"           | SRBSPS3             |                        |              |
|              | 1-3/16"    | 1-5/8"         | 1-15/16"         |                     |                        | SRBSP9A      |
|              | 1-3/16"    | 1-3/4"         | 2"               | SRBSP08             |                        |              |
|              | 1-3/16"    | 1-3/8"         | 1-5/8"           | SRBSP03             |                        | SRBSP10      |
|              | 1-3/16"    | 1-5/8"         | 1-27/32"         | SRBSP3L             |                        |              |
|              | 1-3/16"    | 1-7/8"         | 2-3/16"          | SRBSP04             | SRBSS05                | SRBSP09      |
| 3/4"         | 1-3/8"     | 3"             | 3-3/16"          | SRBSP38             |                        |              |
|              | 1-3/8"     | 3-3/4"         | 4"               | SRBSP40             |                        |              |
| 3/4"         | 1-7/16"    | 2"             | 2-1/4"           | SRBSP07             |                        |              |
| 7/8"         | 1-7/16"    | 2"             | 2-1/4"           | SRBSP21             |                        |              |
| 1"           | 1-7/16"    | 2"             | 2-1/4"           | SRBSP22             |                        |              |
| 1"           | 1-15/16"   | 2-1/2"         | 2-3/4"           | SRBSP23             |                        |              |
|              | 1-15/16"   | 3"             | 3-1/4"           | SRBSP24             | SRBSS41                |              |
|              | 1-15/16"   | 4"             | 4-1/4"           | SRBSP35             |                        |              |
| 1-1/4"       | 1-15/16"   | 2-1/2"         | 2-3/4"           | SRBSP25             |                        |              |
|              | 1-15/16"   | 3"             | 3-1/4"           | SRBSP26             |                        |              |
|              | 1-15/16"   | 4"             | 4-1/4"           | SRBSP37             |                        |              |
| 1-1/4"       | 2-7/16"    | 3"             | 3-1/4"           | SRBSP27             |                        |              |
|              | 2-7/16"    | 4"             | 4-1/4"           | SRBSP31             |                        |              |
|              | 2-7/16"    | 5"             | 5-1/4"           | SRBSP32             |                        |              |
| 1-1/2"       | 2-7/16"    | 3"             | 3-1/4"           | SRBSP28             |                        |              |
|              | 2-7/16"    | 3-3/4"         | 4"               | SRBSP39             |                        |              |
|              | 2-7/16"    | 4"             | 4-1/4"           | SRBSP33             |                        |              |
|              | 2-7/16"    | 5"             | 5-1/4"           | SRBSP34             |                        |              |



# Ball Bearings



BALL BEARINGS

| Bearing I.D. | Wheel Bore | Wheel Hub | Bearing Type                                    |                               |                       |                      |
|--------------|------------|-----------|---|-------------------------------|-----------------------|----------------------|
|              |            |           | (Sold per piece, requires 2 bearings per wheel) |                               |                       | Annular Ball Bearing |
|              |            |           | Sealed Ball Bearing                             | Stainless Sealed Ball Bearing | Flanged Ball Bearings |                      |
| 3/8"         | 1-1/8"     | 1-1/2"    | PRBRG6A   | PRBRG2S                       | BABRG42               |                      |
| 1/2"         | 1-3/16"    | 1-5/8"    | PRBRG6M   |                               |                       |                      |
| 1/2"         | 1-3/16"    | 2-3/16"   | PRBRG60   | PRBRGS6                       |                       | BABRG48              |
| 5/8"         | 1-3/16"    | 2-3/16"   | PRBRG6Z   |                               |                       |                      |
| 1/2"         | 1-3/8"     |           | PRBRGP1   |                               | BABRG51               |                      |
| 5/8"         |            |           | PRBRGP2   |                               | BABRG52               |                      |
| 3/4"         |            |           | PRBRGP3   |                               | BABRG53               |                      |
| 3/4"         | 1-15/16"   | 2-3/4"    | PRBRG89   |                               |                       |                      |
| 3/4"         | 1-15/16"   | 3-1/4"    | PRBRG69   |                               |                       |                      |
| 1"           | 1-15/16"   | 3-1/4"    | PRBRGR1   |                               |                       |                      |

Notes



# DELTRIN & BRONZE BEARINGS

## DELTRIN BEARINGS

- Made out of low friction Polyamide
- Excellent for washing down application



## BRONZE BEARINGS

- Machined from C954 Tin Bronze, Tensile Strength 90,000 PSI
- Coefficient of Thermal Expansion 600°F
- Resistant to corrosion and wear



| Bearing I.D. | Wheel Bore | Wheel Hub Length | Delrin Bearing |           | Bronze Bearing |           |
|--------------|------------|------------------|----------------|-----------|----------------|-----------|
|              |            |                  | 2-pc Flanged   | 1-pc Type | 2-pc Flange    | 1-pc Type |
| 3/8"         | 29/32"     | 1-9/16"          | DLBRG5APM      |           |                |           |
| 3/8"         | 1-1/8"     | 1-9/16"          | DLBRG55        |           |                |           |
| 1/2"         | 15/16"     | 1-9/16"          | DLBRG5A        |           |                |           |
| 1/2"         | 1-1/8"     | 1-9/16"          | DLBRG59        |           |                |           |
| 1/2"         | 1-3/16"    | 1-5/8"           |                | DLSPH12   |                |           |
|              | 1-3/16"    | 2-3/16"          |                | DLSPJ12   |                |           |
|              | 1-3/16"    | 2-3/16"          | DLRRG56        |           |                |           |
| 1/2"         | 40mm       | 2-3/16"          |                |           | BRBRG63        |           |
| 5/8"         | 1-3/16"    | 2-3/16"          | DLBRG51        |           |                |           |
|              | 1-3/16"    | 2-3/16"          |                | DLSPJ13   |                |           |
| 3/4"         | 1-3/16"    | 1-5/8"           |                | DLSPH11   |                |           |
|              | 1-3/16"    | 2-3/16"          | DLBRG57        |           | BRBRG57*       | BRBRG11   |
|              | 1-3/16"    | 2-3/16"          |                | DLSPJ11   |                |           |
| 3/4"         | 62mm       | 3-1/4"           |                |           | BRBRG66        |           |
| 1"           | 1-15/16"   | 3-1/4" or 2-3/4" | DLBRG58        |           |                | BRBRG78   |
| 1"           | 80mm       | 4-1/4"           |                |           | BRBRG68        |           |

\* Sintered Bronze  
Temperature 460 °F

DELTRIN & BRONZE BEARINGS



# PRECISION BALL BEARINGS, TAPERED BEARINGS & TOP HAT BUSHINGS

- Precision Ball bearings reduce friction of the wheels and are perfect for smooth and clean floor.
- Tapered Precision Roller Bearings are capable of taking high radial loads and axial loads. High accuracy pressed steel cage controls roller position resulting in low heat generation at elevated speeds.



PRECISION, TAPERED & TOP HATS

| Wheel Width | Hub Length | Desired I.D. | Top Head Spanner        | Tapered Precision Roller Bearings | Top Head Spanner        | Precision Ball Bearings |
|-------------|------------|--------------|-------------------------|-----------------------------------|-------------------------|-------------------------|
| 1-1/4"      | 1-9/32"    | 3/8"         | THS991300               |                                   |                         |                         |
|             |            |              | THS991700SS (Stainless) |                                   |                         |                         |
| 1-1/2"      | 1-5/8"     | 3/8"         |                         |                                   | SPSS61 (Straight)       | PRBRG61                 |
| 2"          | 2-3/16"    | 1/2"         |                         |                                   | THP632012               | PRBRG63                 |
|             |            |              | THS7012                 | TPBRG70                           |                         |                         |
|             |            |              |                         |                                   | THS632712               | PRBRG63                 |
|             |            |              |                         |                                   | THS633112SS (Stainless) | PRBRG63SS (Stainless)   |
|             |            |              |                         |                                   | THS652012SS (Stainless) | PRBRG65SS (Stainless)   |
|             |            |              |                         |                                   | THS652012               | PRBRG65                 |
|             |            |              |                         |                                   | THS642712               | PRBRG64                 |
|             |            |              | THS643112SS (Stainless) | PRBRG64SS (Stainless)             |                         |                         |
| 2.5"        | 2-3/4"     | 3/4"         | N/A                     | TPBRG70                           |                         |                         |
|             |            |              |                         |                                   | THS652534               | PRBRG65                 |
| 2.5"        | 3-1/4"     | 3/4"         |                         |                                   | THS653034               | PRBRG65                 |
| 3"          | 3-1/4"     | 3/4"         |                         |                                   | THS653034               | PRBRG65                 |
|             |            |              |                         |                                   | THS6530SS (Stainless)   | PRBRG65SS (Stainless)   |
|             |            |              | N/A                     | TPBRG70                           |                         |                         |
|             |            |              | THS7134                 | TPRBR71                           | THS67033400             | PRBRG67                 |
|             |            |              | THS7434                 | TPRBR74                           |                         |                         |
| 3"          | 3-1/4"     | 1"           |                         |                                   | THS67031000             | PRBRG67                 |
|             |            | 1"           |                         |                                   | THS68100NXL             | PRBRG68                 |
| 4"          | 4-1/4"     | 1"           | THS66301000             |                                   | THS674010SS(Stainless)  | PRBRG7S                 |
|             |            |              | THS7410                 | TPRBR74                           | THS67401000             | PRBRG67                 |
|             |            | 1-1/4"       | N/A                     | TPRBR74                           | THS68401400             | PRBRG68                 |

\*Bearings must be installed and mounted in casters properly.



# SPANNER BUSHINGS

SPANNER BUSHINGS



| Bushing I.D. | Bushing O.D. | Bushing Length | Spanner Bushing Type |                   |                |
|--------------|--------------|----------------|----------------------|-------------------|----------------|
|              |              |                | Steel Bushing        | Stainless Bushing | Delrin Bushing |
| 5/16"        | 3/8"         | 1"             | SPMSKUZ              |                   |                |
|              |              | 1-5/8"         | SPMSKUL              |                   |                |
|              |              | 1-11/16"       | SPMSKUM              |                   |                |
| 5/16"        | 1/2"         | 1-1/2"         | SPMSKBK              |                   |                |
|              |              | 1-5/8"         | SPMSKBL              |                   |                |
|              |              | 2-1/16"        | SPMSKBA              |                   |                |
| 3/8"         | 12mm         | 1-11/16"       |                      | SPSSB61           |                |
| 3/8"         | 20mm         | 40mm           |                      | SPSSB6C           |                |
| 3/8"         | 1/2"         | 1-1/2"         | SPMSBBS              |                   |                |
|              |              | 1-9/16"        |                      | SPSSKUL           |                |
|              |              | 1-5/8"         |                      |                   | SPDLQUL        |
|              |              | 1.614"         |                      |                   | SPDLBBG        |
|              |              | 1-21/32"       | SPMSBBL              | SPSSBBL           | SPDLBBL        |
|              |              | 1-11/16"       | SPMSBBB              | SPSSBBB           | SPDLBBB        |
|              |              | 1.792"         | SPMSB455             |                   |                |
|              |              | 1-25/32"       | SPMSBBD              |                   |                |
|              |              | 1-15/16"       | SPMSBBE              |                   |                |
|              |              | 2-1/16"        | SPMSBBA              |                   |                |
| 3/8"         | 3/4"         | 2-1/8"         | SPMSBBF              |                   |                |
|              |              | 1-11/16"       | SPMSBRB              |                   | SPDLBRR        |
|              |              | 1-7/8"         | SPMSBRQ              |                   |                |
|              |              | 2"             | SPMSBRC              |                   |                |
| 0.46"        | 5/8"         | 2-1/16"        | SPMSBRA              |                   |                |
|              |              | 2-7/16"        | SPMSBRJ              |                   |                |
| 1/2"         | 15mm         | 2-3/64"        | SPMSER8              |                   |                |
| 1/2"         | 20mm         | 2-7/16"        |                      | SPSSI62           |                |
| 1/2"         | 25mm         | 2"             | SPS64HU              |                   |                |
| 1/2"         | 5/8"         | 2-7/16"        | SPMSIMC              |                   |                |
|              |              | 2-1/4"         | SPMSISJ              |                   |                |
| 1/2"         | 3/4"         | 1-3/4"         | SPMSISN              |                   |                |
|              |              | 1-7/8"         | SPMSIRB              |                   | SPDLIRQ        |
|              |              | 1.93"          | SPMSIRQ              |                   |                |
|              |              | 2"             | SPMSIRF              |                   |                |
|              |              | 2-1/16"        | SPMSIRA              |                   |                |
|              |              | 2-1/8"         | SPMSIRC              |                   |                |
|              |              | 2-5/16"        | SPMSIRH              |                   |                |
|              |              | 2-7/16"        | SPMSIRD              |                   |                |
|              |              | Shoulder       | SPMSIRJ              | SPSSIRJ           | SPDLIRJ        |
|              |              | 2-7/16"        | SPPSI62              |                   |                |
|              |              | 2-1/2"         | SPMSIRK              |                   |                |
|              |              | 2-9/16"        | SPMSIRM              |                   |                |
|              |              | 2-7/8"         | SPMSIRG              |                   |                |
|              |              | 3"             | SPMSIRE              |                   |                |
|              |              | 3-7/64"        | SPMSI311             |                   |                |
|              |              | 3-1/4"         | SPMSIRP              |                   |                |
|              |              | 3-9/32"        | SPMSIRI              |                   |                |
|              |              | 3-3/8"         | SPMSIRL              |                   |                |
|              |              | 3-5/8"         | SPMSIRT              |                   |                |
| 3-11/16"     | SPMSIRX      |                |                      |                   |                |
| 3-31/32"     | SPMSIRO      |                |                      |                   |                |
| 4-3/32"      | SPMSIRR      |                |                      |                   |                |
| 4-1/4"       | SPMSIRS      |                |                      |                   |                |
| 1/2"         | 1"           | 3"             | SPMSIJE              |                   |                |
| 5/8"         | 3/4"         | 1-7/8"         | SPMSDRQ              |                   |                |
|              |              | 2-7/16"        | SPMSDRJ              |                   |                |
| 5/8"         | 25mm         | 2"             | SPMSDMC              |                   |                |
| 3/4"         | 25mm         | 2"             | SPMSEMC              |                   |                |
| 3/4"         | 1"           | 2-3/4"         | SPMSEJD              |                   |                |
|              |              | 3"             | SPMSEJE              |                   |                |
|              |              | 3-1/2"         |                      | SPSSEJK           |                |
| 3/4"         | 1-1/4"       | 3-9/16"        | SPMSEJK              |                   |                |
| 1"           | 1-1/4"       | 3-1/2"         | SPMSEEK              |                   |                |
|              |              | 2-3/4"         | SPMSFED              |                   |                |
|              |              | 3"             | SPMSFEE              |                   |                |
|              |              | 3-9/16"        | SPMSFEH              |                   |                |
|              |              | 4-9/16"        | SPMSFEI              |                   |                |
| 1-1/4"       | 1-1/2"       | 5-9/32"        | SPMSFEZ              |                   |                |
| 1-1/4"       | 40mm         | 4-9/16"        | SPMSGFI              |                   |                |
|              |              | 109mm          | SPMS68S              |                   |                |



| Axle O.D. | Axle Length | Zinc Plated |           |                     |                    | Stainless Steel |           |               | Brass Plated |               | Nickel Plated |           | Black Coated |
|-----------|-------------|-------------|-----------|---------------------|--------------------|-----------------|-----------|---------------|--------------|---------------|---------------|-----------|--------------|
|           |             | Plain Axle  | Zerk Axle | Shoulder Plain Axle | Shoulder Zerk Axle | Plain Axle      | Zerk Axle | Shoulder Axle | Zerk Axle    | Shoulder Axle | Plain Axle    | Zerk Axle | Black        |
| 1/4"      | 1-1/2"      | APSG150     |           |                     |                    |                 |           |               |              |               |               |           |              |
| 5/16"     | 1-3/4"      | APSF175     |           |                     |                    |                 |           |               |              |               |               |           |              |
|           | 1-7/8"      | APSF178     |           |                     |                    |                 |           |               |              |               |               |           |              |
|           | 2"          | APSF200     |           |                     |                    |                 |           |               |              |               |               |           |              |
|           | 2-1/16"     | APSF216     |           |                     |                    |                 |           |               |              |               |               |           |              |
|           | 2-1/8"      | APSF218     |           |                     |                    |                 |           |               |              |               |               |           |              |
|           | 2-3/8"      | APSF238     | AZSF320   |                     |                    |                 |           |               |              |               |               |           |              |
|           | 2-7/16"     | APSF276     |           |                     |                    |                 |           |               |              |               |               |           |              |
|           | 2-1/2"      | APSF320     |           |                     |                    |                 |           |               |              |               |               |           |              |
| 2-3/4"    | APSF275     |             |           |                     |                    |                 |           |               |              |               |               |           |              |
| 3/8"      | 2-1/8"      | APSA218     | AZSA218   | APSS218             | AZSS218            | APTA218         | AZTA218   |               |              |               |               |           |              |
|           | 2-3/16"     | APSA213     |           |                     |                    |                 |           |               |              |               |               |           |              |
|           | 2-1/4"      | APSA214     | AZSA224   |                     |                    | APTA224         | AZTA224   |               |              | PANA224       | AZNA224       |           |              |
|           | 2-1/4"      | APSA214TK   |           |                     |                    |                 |           |               |              |               |               |           |              |
|           | 2-1/2"      | APSA320     | AZSA225   |                     | AZSS250            |                 | AZTA225   |               |              |               |               | AZNA225   |              |
|           | 2-5/16"     | APSA232     | AZSA256   |                     |                    |                 | AZTA232   |               |              |               |               |           |              |
|           | 2-3/8"      | APSA238     | AZSA238   |                     |                    | APTA225         | AZTA238   |               |              |               |               |           |              |
|           | 2-7/16"     | APSA276     |           |                     |                    |                 |           |               |              |               |               |           |              |
|           | 2-3/4"      | APSA275     | AZSA275   | APSS275             |                    |                 |           |               |              |               |               |           |              |
|           | 3"          |             | AZSA300   |                     |                    |                 |           |               |              |               |               |           |              |
| 1/2"      | 2-1/2"      | APSB250     | AZSB250   |                     |                    |                 |           |               |              |               |               |           |              |
|           | 2-3/4"      | APSB275     | AZSB308   |                     | AZSS275            |                 |           |               |              |               |               |           |              |
|           | 2-3/4"      | APSB234G8   |           |                     |                    |                 |           |               |              |               |               |           |              |
| 1/2"      | 3"          | APSB300     | AZSB300   |                     | AZSS300            |                 |           |               |              |               |               |           |              |
|           | 3"          | APSB300G8   |           |                     |                    |                 |           |               |              |               |               |           |              |
|           | 3-1/2"      | APSB312     | AZSB312   |                     | AZSS312            | APT312          | AZTB312   | AZTS312       | AZBB312      | AXBB312       |               |           | AZSB312-B    |
|           | 3-1/2"      | APSP312G8   |           |                     |                    |                 |           |               |              |               |               |           |              |
|           | 3-1/4"      | APSB314     | AZSB314   |                     | AZSS314            |                 |           |               |              |               |               |           |              |
|           | 3-3/16"     | APSB316     |           |                     |                    |                 |           |               |              |               |               |           |              |
|           | 3-3/4"      | APSB375G8   | AZSB375   |                     |                    |                 |           |               |              |               |               |           |              |
|           | 3-3/8"      |             | AZSB338   |                     |                    |                 |           |               |              |               |               |           |              |
| 1/2"      | 4"          |             | AZSB400   |                     |                    |                 | AZTS400   |               |              |               |               |           |              |
|           | 4-1/2"      |             | AZSB412   |                     |                    |                 |           |               | AZBB414      |               |               |           |              |
|           | 4-1/4"      |             | AZSB414   |                     | AZSS425            |                 |           |               |              |               |               |           |              |
|           | 4-3/8"      | APSB438     |           |                     |                    |                 |           |               |              | APSB438YZ     |               |           |              |
|           | 4-3/4"      |             | AZSB434   |                     | AZSS434            |                 |           |               |              |               |               |           |              |
| 1/2"      | 5"          |             | AZSB500   |                     | AZSS500            |                 |           |               |              |               |               |           |              |
|           | 5-1/2"      |             | AZSB512   |                     |                    |                 |           |               |              |               |               |           |              |
| 1/2"      | 6-1/2"      | APSB612     |           |                     |                    |                 |           |               |              |               |               |           |              |
| 1/2"      | 8-1/2"      | APSB812     |           |                     |                    |                 |           |               |              |               |               |           |              |
| 5/8"      | 2-9/16"     |             | AZSA320   |                     |                    |                 |           |               |              |               |               |           |              |
| 5/8"      | 3"          |             |           |                     |                    | APTG183         |           |               |              |               |               |           |              |
| 3/4"      | 4-1/4"      | APSC414     | AZSC414   |                     |                    |                 |           |               |              |               |               |           |              |
|           | 4-3/4"      |             | AZSC434   |                     |                    |                 |           |               |              |               |               |           |              |
| 3/4"      | 5"          |             |           |                     |                    | APTC500         |           |               |              |               |               |           |              |
|           | 5"          |             | AZSC500   |                     |                    |                 |           |               |              |               |               |           |              |
|           | 5"          |             | AZSC500CN |                     |                    |                 |           |               |              |               |               |           |              |
|           | 5-1/4"      |             | AZSC514   |                     |                    |                 |           |               |              |               |               |           |              |
| 3/4"      | 9-9/16"     | APSC916     |           |                     |                    |                 |           |               |              |               |               |           |              |
| 3/4"      | 14"         | APSC140     |           |                     |                    |                 |           |               |              |               |               |           |              |
|           | 5"          | APSD500     |           |                     |                    |                 |           |               |              |               |               |           |              |
| 1"        | 5-1/2"      | APSD512     |           |                     |                    |                 |           |               |              |               |               |           |              |
|           | 9-9/16"     | APSD916     |           |                     |                    |                 |           |               |              |               |               |           |              |
| 1-1/4"    | 6-1/2"      | APSE612     |           |                     |                    |                 |           |               |              |               |               |           |              |
| 1-1/4"    | 12"         | APSE120     |           |                     |                    |                 |           |               |              |               |               |           |              |





# RETAINER & THRUST WASHERS

RETAINER & THRUST WASHERS



| Washer I.D. | Washer O.D. | Plastic Retainer | Plastic Combination | Flat Steel   | Sintered Iron Combo | Sintered Stainless Combo | Steel w/ Neoprene | Stainless Flat Steel |
|-------------|-------------|------------------|---------------------|--------------|---------------------|--------------------------|-------------------|----------------------|
| 1/4"        | 3/8"        |                  |                     | FLT0310      |                     |                          |                   |                      |
| 5/16"       | 3/8"        |                  |                     | SPP5161      |                     |                          |                   |                      |
| 8mm         | 11.8mm      |                  |                     | FLTSP8409    |                     |                          |                   |                      |
| 8.9mm       | 17.5mm      |                  |                     | FLT0520      |                     |                          |                   |                      |
| 3/8"        | 15mm        |                  |                     | FLTRTA7      |                     |                          |                   |                      |
|             | 5/8"        | PLTRT10          |                     |              |                     |                          |                   |                      |
|             | 1"          | PLTTW00          |                     |              |                     |                          |                   |                      |
|             | 1-3/16"     |                  |                     | FLT0358      |                     |                          |                   |                      |
| 10mm        | 15mm        |                  |                     | FLT0315      |                     |                          |                   |                      |
|             | 24mm        |                  |                     | FLT1024      |                     |                          |                   |                      |
| 13/32"      | 2"          |                  |                     | FLTRD20      |                     |                          |                   |                      |
| 1/2"        | 5/8"        |                  |                     | FLTPTAC      |                     |                          |                   |                      |
|             | 15/16"      | PLTRT00          |                     | FLTRT5A      |                     |                          |                   |                      |
|             | 1"          |                  |                     | FLTW12-37/38 |                     |                          |                   |                      |
|             | 1-1/16"     |                  |                     | FLTRT01      |                     |                          |                   |                      |
|             | 1-3/16"     | PLTRTA3          |                     | FLTRTA3      |                     |                          |                   |                      |
|             | 1.3"        |                  |                     | FLTRCAM      |                     |                          |                   |                      |
| 13.7mm      | 1-3/4"      |                  |                     | FLTRTAC      |                     |                          |                   |                      |
|             | 30.5mm      | PLTRB43          |                     | FLTRTRA      |                     |                          |                   |                      |
| 14mm        | 32.6mm      |                  |                     | WHSR1400     |                     |                          |                   |                      |
| 15mm        | 20mm        | PLT6202          |                     |              |                     |                          |                   |                      |
| 16mm        | 34mm        | PLT6203          |                     |              |                     |                          |                   |                      |
| 5/8"        | 1-1/8"      | PLTNM43          |                     |              |                     |                          |                   |                      |
|             | 1-3/16"     | PLTRTA8          |                     | FLTRTA8      |                     |                          |                   |                      |
|             | 1-3/8"      |                  |                     | FLTRC10      |                     |                          |                   |                      |
| 3/4"        | 1-3/16"     | PLTRR11          | PLTRT11             | FLTRT11      | PWIRT11             | PWSRT11                  | NPSRT11           | STLTRT11             |
|             | 1-3/8"      |                  |                     | FLTRT10      |                     |                          |                   |                      |
|             | 1.62"       |                  |                     |              |                     |                          |                   | STLTW20A             |
|             | 1-5/8"      |                  |                     |              |                     |                          |                   | STLTTW20             |
| 20mm        | 26mm        |                  |                     | FLT64BC      |                     |                          |                   |                      |
|             | 1-7/8"      |                  |                     | FLT6204      |                     |                          |                   |                      |
| 0.84"       | 1.62"       |                  |                     | FLTRT02      |                     |                          |                   |                      |
| 7/8"        | 1"          |                  |                     | FLTRD10      |                     |                          |                   |                      |
| 25.1mm      | 39.7mm      |                  |                     | FLTRT19      |                     |                          |                   |                      |
| 1"          | 2.209"      |                  |                     | FLTRT13OV    |                     |                          |                   |                      |
|             | 1-7/16"     |                  |                     | FLTRT12      |                     |                          | NPSRT12           |                      |
|             | 1-7/16"     |                  |                     | FLTR12A      |                     |                          |                   |                      |
|             | 1-15/16"    |                  |                     | FLTRT13      | PWIRT13             |                          | NPSRT13           | FLTRS13              |
|             | 2-1/4"      |                  |                     |              |                     |                          |                   | FLTRS21              |
|             | 2-3/8"      |                  |                     |              | FLTTW21             |                          |                   |                      |
|             | 2-1/2"      |                  |                     |              | FLTTW24             |                          |                   |                      |
| 29mm        | 33mm        |                  |                     | FLTRS4S      |                     |                          |                   |                      |
| 1-1/4"      | 1-15/16"    |                  |                     | FLTRT14      |                     |                          | NPSRT14           |                      |
|             | 2.209"      |                  |                     | FLTRG14OV    |                     |                          |                   |                      |
|             | 2-3/4"      |                  |                     | FLTTW22      |                     |                          |                   |                      |
|             | 2-7/16"     |                  |                     | FLTRT15      |                     |                          | NPSRT15           |                      |
|             | 2-3/4"      |                  |                     | FLTRTW22     |                     |                          |                   |                      |
| 1-1/2"      | 2-7/16"     |                  |                     | FLTRT16      |                     |                          | NPSRT16           |                      |
|             | 3"          |                  |                     | FLTTW23      |                     |                          |                   |                      |

# THREAD GUARDS

Protecting wheel bearings from dust or debris.

- Enhances wheel appearances
- Available in metal and plastic



| Material  | I.D.  | O.D.   | DEPTH | Part #  |
|-----------|-------|--------|-------|---------|
| Metal     | 5/16" | 1.88   | 0.10  | TGC238  |
|           |       | 1.60   | 0.20  | TGB165  |
|           | 3/8"  | 1.75   | FLAT  | TGB317  |
|           |       | 1.81   | 0.25  | TGB190  |
|           |       | 2.80   | 0.10  | TGB280  |
|           |       | 2.00   | 0.28  | TGB200  |
|           |       | 2.10   | 0.20  | TGB210  |
|           |       | 2.16   | 0.10  | TGB216  |
|           |       | 2.25   | 0.35  | TGB214  |
|           |       | 2.50   | 0.27  | TGB250  |
|           |       | 2.80"  | 0.35  | TGB280  |
|           |       | 3.15   | 0.35  | TGB315  |
|           |       | 3.15   | 0.39  | TGB325  |
|           |       | 1/2"   | 1.88  | 0.10    |
|           | 2.70  |        | 0.59  | TGA270  |
|           | 2.78  |        | 0.30  | TGA267  |
|           | 2.80  |        | 0.35  | TGA280  |
|           | 3.15  |        | 0.35  | TGA315  |
|           | 3.60  |        | 0.35  | TGA350  |
|           | 4"    |        | 0.44  | TGA394  |
|           | 4.21  |        | 0.50  | TGA421  |
|           | 4.50  |        | 0.50  | TGA445  |
|           | 5.50  |        | 0.35  | TGA550  |
| 6.00      | 0.50  | TGA600 |       |         |
| Plastic   | 3/8"  | 0.26   | 0.20  | TGP414  |
|           |       | 0.32   | 0.20  | TGP514  |
|           |       | 1.5"   | 0.43  | TGPPAG  |
|           |       | 2.1"   | 0.35  | TGPNMG  |
|           |       | 2.2"   | 0.35  | TGP314  |
|           | 1/2"  | 0.45   | 0.32  | TGP450  |
|           |       | 0.55   | 0.36  | TGP550  |
|           |       | 2.50   | 0.24  | TGP250  |
|           |       | 2.75"  | 0.24  | TGP275  |
|           |       | 3.38   | 0.30  | TGP338  |
| Stainless | 1/2"  | 2.70"  | 0.20  | TGSS068 |
|           |       | 3.55"  | 0.20  | TGSS090 |
|           |       | 4.53"  | 0.2"  | TGSS115 |
|           |       | 6.02"  | 0.2"  | TGSS153 |



# RACEWAY SEALS

- Fits #27, 39, 67, 69, 31 caster series
- Standard seal Temperature Range 32° F to 140°F
- High Temp Neoprene Seal -20°F to 350°F



| SEAL TYPE       |                    |
|-----------------|--------------------|
| Standard Rubber | High-temp Neoprene |
| RWSEAL27        | RWSEAL31           |

\*Raceway is not recommended for high pressure washer applications.

Notes



# BRAKE KITS

BRAKE KITS

| Thumb Screw Brake RY |             |
|----------------------|-------------|
| Caster Series        | Part Number |
| 01, 03               | TSB0000     |
| 05                   | TSB0001     |



Brake Code (R)



Brake Code (R)



Brake Code (R)



Brake Code (R)

| Vertical top Lock Brake VY |           |             |             |
|----------------------------|-----------|-------------|-------------|
| Caster Series              | Wheel Dia | Wheel Width | Part Number |
| 03                         | 2"        | 1-3/4"      | VLB20IA     |
|                            | 2-1/2"    | 1-3/4"      | VLB25IA     |
|                            | 3"        | 1-3/4"      | VLB30IA     |
| 09                         | 3"        | 1"          | VLB30DA     |
|                            | 4"        | 1"          | VLB40DA     |
|                            | 5"        | 1"          | VLB50DA     |
| 75/78                      | 3"        | 1-1/4"      | VLB30GA     |
|                            | 3-1/2"    | 1-1/4"      | VLB35GA     |
|                            | 4"        | 1-1/4"      | VLB40GA     |
| 13, 75                     | 5"        | 1-1/4"      | VLB50GA     |
|                            | 2-1/2"    | 1-1/4"      | VLB25GA     |
|                            | 6"        | 1-1/4"      | VLB60GA     |
| 79/80                      | 4"        | 1-1/2"      | VLB40H-79   |
|                            |           | 2"          | VLB40J-79   |
|                            | 5"        | 1-1/2"      | VLB50H-79   |
|                            |           | 2"          | VLB50J-79   |
|                            | 6"        | 1-1/2"      | VLB60H-79   |
|                            |           | 2"          | VLB60J-79   |



Brake Code (V)



Brake Code (V)



Brake Code (V)



Brake Code (V)



Brake Code (V)



# BRAKE KITS CONTINUED

BRAKE KITS



Brake Code (T)



Brake Code (T)



Brake Code (T)

| Top Lock Brake TY                  |           |             |             |
|------------------------------------|-----------|-------------|-------------|
| Caster Series                      | Wheel Dia | Wheel Width | Part Number |
| 03                                 | 3"(32)    | 1-3/4"      | TLB32IA     |
| 07, 13, 21, 23, 75, CW             | 3"        | 1-1/4"      | TLB30GA     |
|                                    | 3-1/2"    | 1-1/4"      | TLB35GA     |
|                                    | 4"        | 1-1/4"      | TLB40GA     |
|                                    | 5"        | 1-1/4"      | TLB50GA     |
|                                    | 6"        | 1-1/4"      | TLB60GA     |
| 13, 75                             | 6-1/4"    | 1-1/4"      | TLB61GA     |
| FM                                 | 3"        | 1-1/4"      | TLB30GA-FM  |
|                                    | 4"        | 1-1/4"      | TLB40GA-FM  |
|                                    | 4"        | 1-1/4"      | TLB50GA-FM  |
| SH                                 | 3"        | 1-1/4"      | TLB30GA-SH  |
|                                    | 4"        | 1-1/4"      | TLB40GA-SH  |
|                                    | 4"        | 1-1/4"      | TLB50GA-SH  |
| 05                                 | 3"(3A)    | 1-3/4"      | TLB30IA     |
| 95(Nickel)                         | 3"        | 1-1/4"      | TLB30GA-95  |
|                                    | 3-1/2"    | 1-1/4"      | TLB35GA-95  |
|                                    | 4"        | 1-1/4"      | TLB40GA-95  |
|                                    | 5"        | 1-1/4"      | TLB50GA-95  |
| H9                                 | 4"        | 2"          | TLB40H9     |
|                                    | 5"        | 2"          | TLB50H9     |
|                                    | 6"        | 2"          | TLB60H9     |
| 27/28                              | 4"        | 1-1/2"      | TLB40HA     |
|                                    | 5"        | 1-1/2"      | TLB50HA     |
|                                    | 6"        | 1-1/2"      | TLB60HA     |
|                                    | 8"        | 1-1/2"      | TLB80HA     |
| 27/28, 39, 41, 43, 45, 47, 51, 4L  | 4"        | 2"          | TLB40JA     |
|                                    | 5"        | 2"          | TLB50JA     |
|                                    | 6"        | 2"          | TLB60JA     |
|                                    | 8"        | 2"          | TLB80JA     |
| 67                                 | 8"        | Pneumatic   | TLB80LA     |
|                                    | 10"       | Pneumatic   | TLB10LA     |
| 69(Brass)                          | 8"        | 2"          | TLB80JAB    |
|                                    | 8"        | Pneumatic   | TLB80LB     |
| 57, 61                             | 6"        | 3"          | TLB60LR     |
|                                    | 8"        | 3"          | TLB80LR     |
|                                    | 10"       | 3"          | TLB10LR     |
| 27/28(Black)                       | 4"        | 2"          | TLB40JAX    |
|                                    | 5"        | 2"          | TLB50JAX    |
|                                    | 6"        | 2"          | TLB60JAX    |
|                                    | 8"        | 2"          | TLB80JAX    |
| 27/28, 39, 41, 43, 45, 47, 51, 4L, | 4"        | 2"          | TLB40JAR*   |
|                                    | 5"        | 2"          | TLB50JAR*   |
|                                    | 6"        | 2"          | TLB60JAR*   |
|                                    | 8"        | 2"          | TLB80JAR*   |

\*Rubber cover on brake arm

# BRAKE KITS CONTINUED



Brake Code (T)

| Stainless Top Lock Brake TY |                |             |             |
|-----------------------------|----------------|-------------|-------------|
| Caster Series               | Wheel diameter | Wheel Width | Part Number |
| 15, S9, 73                  | 3"             | 1-1/4"      | STB30GA     |
|                             | 4"             | 1-1/4"      | STB40GA     |
|                             | 5"             | 1-1/4"      | STB50GA     |
| 15, S9                      | 3-1/2"         | 1-1/4"      | STB35GA     |
| 73                          | 3-1/2"         | 1-1/4"      | STB35GA-73  |
| 15, S9                      | 6"             | 1-1/4"      | STB60GA     |
| 73                          | 6"             | 1-1/4"      | STA60GA-73  |
| 31/32                       | 4"             | 2"          | STB40JA     |
|                             | 5"             | 2"          | STB50JA     |
|                             | 6"             | 2"          | STB60JA     |
|                             | 8"             | 2"          | STB80JA     |
| B1/B2                       | 4"             | 2"          | STB-B140    |
|                             | 5"             | 2"          | STB-B150    |
|                             | 6"             | 2"          | STB-B160    |
|                             | 8"             | 2"          | STB-B180    |



Brake Code (H)

| TKB Brake HY                 |                |             |             |
|------------------------------|----------------|-------------|-------------|
| Caster Series                | Wheel Diameter | Wheel Width | Part Number |
| 13, 21                       | 3"             | 1-1/4"      | PTB30GA     |
|                              | 3.5"           | 1-1/4"      | PTB35GA     |
|                              | 4"             | 1-1/4"      | PTB40GA     |
|                              | 5"             | 1-1/4"      | PTB50GA     |
| 07, 13, 21, 75, CW, 15, 73   | 3"             | 1-1/4"      | TKB30GA     |
|                              | 4"             | 1-1/4"      | TKB40GA     |
|                              | 5"             | 1-1/4"      | TKB50GA     |
| 07, 13, 21, 75, CW, 15       | 3-1/2"         | 1-1/4"      | TKB35GA     |
| 27,39                        | 4"             | 2"          | TKB40JA     |
|                              | 5"             | 2"          | TKB50JA     |
|                              | 6"             | 2"          | TKB60JA     |
|                              | 8"             | 2"          | TKB80JA     |
| 31 (Stainless and High-Temp) | 4"             | 2"          | TKS40JA     |
|                              | 5"             | 2"          | TKS50JA     |
|                              | 6"             | 2"          | TKS60JA     |
|                              | 8"             | 2"          | TKS80JA     |



Brake Code (I)



Brake Code (H)



# BRAKE KITS CONTINUED

BRAKE KITS



Brake Code (S)



Brake Code (C)



Brake Code (S)



Brake Code (A)

| Side Brake SY, AY                       |                |             |             |
|---|----------------|-------------|-------------|
| Caster Series                           | Wheel Diameter | Wheel Width | Part Number |
| 03                                      | 3"             | 1-3/4"      | CAM03AITW   |
| 09                                      | 3"             | 1"          | CAM0930     |
|   | 4"             | 1"          |             |
| 09                                      | 5"             | 1"          | CAM0945     |
| 11                                      | 2"             | 15/16"      | CAM1120     |
|   | 2.5"           | 1-1/16"     | CAM1125     |
|   | 3"             | 1-1/4"      | CAM1130     |
| 11, 23                                  | 4"             | 1-15/16"    | CAM1140     |
| 23                                      | 3"             | 1-1/4"      |             |
| 13                                      | 5"             | 1-1/4"      | CAM50GA     |
| 27                                      | 4"             | 1-1/2"      | CAM00HA     |
|   | 5"             |             |             |
|   | 6"             |             |             |
| 27/39                                   | 4"             | 2"          | CAM00JA     |
|   | 5"             |             |             |
|   | 6"             |             |             |
|   | 8"             |             |             |
| 27                                      | 4"             | 2"          | CAM27AA     |
|   | 5"             |             |             |
|   | 6"             |             |             |
|   | 8"             |             |             |
| 43                                      | 6"             | 2"          | CAM00JB     |
|   | 8"             |             |             |
| 43                                      | 6"             | 2-1/2"      | CAM00KB     |
|   | 8"             |             |             |
|   | 10"            |             |             |
| 67                                      | 8"             | Pneumatic   | CAM280      |
|   | 10"            | Pneumatic   | CAM350      |
| 27, 28                                  | 3-1/4"         | 1-1/2"      | ACB34HA     |
|   | 4"             |             |             |
| 27,28                                   | 5"             | 1-1/2"      | ACB00HA     |
|   | 6"             |             |             |
| 27/28                                   | 3-1/4"         | 2"          | ACB34JA     |
|   | 4"             |             |             |
| 27/28, 39, 41, 45,<br>4L, 51, 43/44, 47 | 5"             | 2"          | ACB00JA     |
|   | 6"             |             |             |
|   | 8"             |             |             |
| 43/44, 47/48, 51                        | 6"             | 2-1/2"      | ACB00KA     |
|   | 8"             |             |             |
|   | 10"            |             |             |

# BRAKE KITS CONTINUED

Brake Code (W)



| Wrap Around Brake WB                 |                |             |             |
|--------------------------------------|----------------|-------------|-------------|
| Caster Series                        | Wheel diameter | Wheel Width | Part Number |
| 27                                   | 4"             | 1-1/2"      | WBC00HA     |
|                                      | 5"             |             |             |
|                                      | 6"             |             |             |
| 27/39                                | 4"             | 2"          | WBC00JA     |
|                                      | 5"             |             |             |
|                                      | 6"             |             |             |
|                                      | 8"             |             |             |
| 27                                   | 4"             | 2"          | WBC0027     |
|                                      | 5"             |             |             |
|                                      | 6"             |             |             |
|                                      | 8"             |             |             |
| 43                                   | 6"             | 2"          | WBC00JB     |
|                                      | 8"             |             |             |
| 43                                   | 6"             | 2-1/2"      | WBC00KB     |
|                                      | 8"             |             |             |
|                                      | 10"            |             |             |
| 67                                   | 8"             | Pneumatic   | WBC280      |
|                                      | 10"            | Pneumatic   | WBC350      |
| 27, 28                               | 3-1/4"         | 1-1/2"      | WBCA34HA    |
|                                      | 4"             |             |             |
| 27,28                                | 5"             | 1-1/2"      | WBCA00HA    |
|                                      | 6"             |             |             |
| 27/28                                | 3-1/4"         | 2"          | WBCA34JA    |
|                                      | 4"             |             |             |
| 27/28, 39, 41, 45, 4L, 51, 43/44, 47 | 5"             | 2"          | WBCA00JA    |
|                                      | 6"             |             |             |
|                                      | 8"             |             |             |
| 43/44, 47/48, 51                     | 6"             | 2-1/2"      | WBCA00KA    |
|                                      | 8"             |             |             |
|                                      | 10"            |             |             |





# BRAKE KITS CONTINUED

BRAKE KITS



Brake Code (F)



Brake Code (M)



Brake Code (B)

| Face Contact Brake - Welded on FY |                |              |             |
|-----------------------------------|----------------|--------------|-------------|
| Caster Series                     | Wheel Diameter | Wheel Width  | Part Number |
| 27/28, 43/44, 45, 47, 49, 51      | 4"             | 2"           | FCBA40JZ    |
|                                   | 5"             | 2"           | FCBA50JZ    |
|                                   | 6"             | 2"           | FCBA60JZ    |
|                                   | 8"             | 2"           | FCBA80JZ    |
| 43, 51                            | 6"             | 2.5"         | FCBB60KZ    |
|                                   | 8"             | 2.5"         | FCBB80KZ    |
|                                   | 10"            | 2.5"         | FCBB10KZ    |
| 67/68                             | 10"            | Pneumatic    | FCB673540   |
|                                   | 12"            | Pneumatic    | FCB673640   |
| 53, 55, 57, 61                    | 5"             | 2.5"(K)      | FCB50KD     |
|                                   | 5"             | 3"           | FCB50LD     |
|                                   | 6"             | 2.5"(K)      | FCB60KD     |
|                                   | 6"             | 2.5"(Q) & 3" | FCB60LD     |
|                                   | 8"             | 2.5"(K)      | FCB80KD     |
|                                   | 8"             | 2.5"(Q) & 3" | FCB80LD     |
|                                   | 10"            | 2.5"(K)      | FCB10KD     |
|                                   | 10"            | 2.5"(Q) & 3" | FCB10LD     |
|                                   | 12"            | 2.5"(K)      | FCB12KD     |
|                                   | 12"            | 2.5"(Q) & 3" | FCB12LD     |
| 4K                                | 4"             | 2"           | FCB40JA4K   |
|                                   | 5"             | 2"           | FCB50JA4K   |
|                                   | 6"             | 2"           | FCB60JA4K   |
|                                   | 8"             | 2"           | FCB80JA4K   |
| 63                                | 6"             | 3" or 2x1.5" | FCB60LA63   |
|                                   | 8"             | 3" or 2x1.5" | FCB80LA63   |
|                                   | 8"             | 4"           | FCB80NA63   |
|                                   | 10"            | 3" or 2x1.5" | FCB10LA63   |
|                                   | 10"            | 4"           | FCB10NA63   |
|                                   | 12"            | 3" or 2x1.5" | FCB12LA63   |
|                                   | 12"            | 4"           | FCB12NA63   |
|                                   | 16"            | 3"           | FCB16LA63   |
| 65                                | 8"             | 4" or 2x2"   | FCB80NA65   |
|                                   | 10"            | 4" or 2x2"   | FCB10NA65   |
|                                   | 12"            | 4" or 2x2"   | FCB12NA65   |
| D1                                | 4"             | 2 x 2"       | FCBD140J    |
|                                   | 5"             | 2 x 2"       | FCBD150J    |
|                                   | 6"             | 2 x 2"       | FCBD160J    |
|                                   | 8"             | 2 x 2"       | FCBD180J    |
| D2                                | 5"             | 2 X 3"       | FCBD250L    |
|                                   | 6"             | 2 X 3"       | FCBD260L    |
|                                   | 8"             | 2 X 3"       | FCBD280L    |
|                                   | 12"            | 2 X 3"       | FCBD212L    |
| D3                                | 6"             | 2 X 3"       | FCBD360L    |
|                                   | 8"             | 2 X 3"       | FCBD380L    |
|                                   | 10"            | 2 X 3"       | FCBD310L    |
|                                   | 12"            | 2 X 3"       | FCBD312L    |
| D4                                | 8"             | 4" or 2x2"   | FCBD480N    |
|                                   | 10"            | 4"           | FCBD410N    |
|                                   | 12"            | 4"           | FCBD412N    |
| S57(Stainless)                    | 6"             | 3"           | FCBS5760    |
|                                   | 8"             | 3"           | FCBS5780    |
|                                   | 10"            | 3"           | FCBS5710    |

# BRAKE KITS CONTINUED




Brake Code (U)

| Face Contact Brake - Field Installable DF, UF |                |              |             |
|---|----------------|--------------|-------------|
| Caster Series                                 | Wheel Diameter | Wheel Width  | Part Number |
| 27/28, 41                                     | 5"             | 2"           | FCB2750     |
|   | 6"             | 2"           | FCB2760     |
|   | 8"             | 2"           | FCB2780     |
| 27/28/39, 41, 51, 45, 47, 4L, 43, 44, 4K      | 4"             | 2"           | UNIVF40JA   |
|   | 5"             | 2"           | UNIVF50JA   |
|   | 6"             | 2"           | UNIVF60JA   |
|   | 8"             | 2"           | UNIVF80JA   |
| 43, 44  | 6"             | 2.5"         | UNIVF4360   |
|   | 8"             | 2.5"         | UNIVF4380   |
| 53, 55, 57, 61                                | 6"             | 3" or 2x1.5" | FCB60LD-FI  |
|   | 8"             | 3" or 2x1.5" | FCB80LD-FI  |
|   | 10"            | 3" or 2x1.5" | FCB10LD-FI  |
|   | 12"            | 3" or 2x1.5" | FCB12LD-FI  |
| 37/38   | 6"             | 2"           | FCB60JA-37  |
|   | 8"             | 2"           | FCB80JA-37  |
| 3S/3R   | 6"             | 2"           | FCB60-3S    |
|   | 8"             | 2"           | FCB80-3S    |




Brake Code (I)



Brake Code (B)



Brake Code (N)



Brake Code (B)



# TOE GUARDS

- Changing YY to 4Y at the end of caster part number to add below Toe Guards
- Keeps large debris from contacting wheels and damaging tread
- Available on any casters series with 2" wide wheels and up
- Prevents foot injuries from wheel running over



Toe Guard Code (4)



Toe Guard Code (4)



Toe Guard Code (4)

Changing YY to 6Y at the end of caster part number to add below Toe Guards

- Below Toe Guards available on #28, #41 and #4L



Toe Guard Code (6)

Changing YY to 5Y at the end of caster part number to add below Toe Guards

- Below Toe Guards available on #28, #41, and #4L



Toe Guard Code (5)



# SWIVEL LOCK

• Locking caster's swivel section

| Caster Series             | Part #                      |
|---------------------------|-----------------------------|
| 13,07,23,75,15,73 Weld-on | DSLWE(One-Directional Lock) |
| Weld-On Universal Plunger | 4PSLWE                      |
| 27, 39, 41, 45,67         | 4PFL27                      |
|                           | 4PSL27                      |
| 27(#20 top plate)         | 4PSL20                      |
| Stainless 31, S5, B1      | 4PSL31                      |
| 43, 81, 57                | 4PSL43                      |
| 47                        | 4PSL47                      |
| 49                        | 4PSL49                      |
| 51, 53, 57                | 4PSL53                      |
| 55                        | 4PSL55                      |
| 61, D2                    | 4PLS61                      |
| 63, D3                    | 4PSL63                      |
| 64, D4                    | 4PSL65                      |
| S57(Stainless)            | 4PSLS57                     |



4PSL43



4PSL61



4PFL27

SWIVEL LOCK & BRACKETS

## Brackets

| Description         | Stem #   | Part Number |
|---------------------|----------|-------------|
| 180 Degree          | 90,91,97 | FCK91-180   |
| 90 Degree           | 90,91,97 | FCK91-90    |
| 90 Degree with hole | 90,91,97 | FCK91-90A   |



FCK91-180



FCB91-90

## Wrenches

| Part #     | Specs                               |
|------------|-------------------------------------|
| WR0120URST | Fit upper raceway of #01, #03, #23  |
| WR0320UR   | Fit upper raceway of #03ZZ20        |
| WRCHLV00   | Fit LV caster                       |
| WRNCH08    | Fit upper raceway of #08, 1.3" open |
| WRNCHM12   | Fit bottom nut of #21, #75          |
| WRNCHM8    | Fit upper raceway of #09            |

WR0120URST

WR0320UR

WRCHLV00

WRNCH08

WRNCHM12

WRNCHM8





# TUBING SOCKETS

TUBING SOCKETS

| Tube   |        |            | Mouting Hole Depth(in) | Stem #                     | Material | For use in Tubing I.D. | Part Number |
|--------|--------|------------|------------------------|----------------------------|----------|------------------------|-------------|
| I.D.   | O.D.   | Gauge      |                        |                            |          |                        |             |
| .571"  | 0.687" | 17         | 1.25"                  | 53, 9B, 90                 | Nylon    | Round                  | RSK58       |
| .625"  | 0.75"  | 16         | 1.96"                  | 53, 9B, 90, 91, 9C, 49     | Nylon    |                        | RSK34       |
| 0.777" | 0.875" | 18         | 1.96"                  | 53, 9B, 90, 91, 9C, 49     | Nylon    |                        | RSK78       |
| .872"  | 1.062" | 13         | 2.125"                 | 53, 9B, 90, 91, 9C, 49, 97 | Nylon    |                        | RSK10       |
| .902"  | 1.000" | 18         | 2.125"                 | 53, 9B, 90, 91, 9C, 49, 97 | Nylon    |                        | RSK11       |
| 1.072  | 1.312  | 11         | 2.125                  | 53, 9B, 90, 91, 9C, 49, 97 | Nylon    |                        | RSK12       |
| 1.12   | 1.25   | 16         | 2.215                  | 53, 9B, 90, 91, 9C, 49, 97 | Nylon    |                        | RSK13       |
| 1.495  | 1.625  | 16         | 2.125                  | 53, 9B, 90, 91, 9C, 49, 97 | Nylon    |                        | RSK14       |
| .625"  | 3/4"   | 16         | 1.96"                  | 90,91,97                   | Nylon    |                        | Square      |
| .765"  | 7/8"   | 16         | 1.96"                  | 90,91,97                   | Nylon    | SSK78                  |             |
| 0.87"  | 1"     | 16         | 1.312"                 | 53, 9B, 90                 | Nylon    | SSK10                  |             |
| 0.88"  | 1.04"  | 0.080 wall | 2.125"                 | 53, 9B, 90, 91, 9C, 49, 97 | Nylon    | SSK88                  |             |
| .902"  | 1"     | 18         | 2.125"                 | 53, 9B, 90, 91, 9C, 49, 97 | Nylon    | SSK89                  |             |
| 1.01"  | 1.25"  | 11         | 2,125"                 | 53, 9B, 90, 91, 9C, 49, 97 | Nylon    | SSK91                  |             |
| 1.120" | 1.250" | 16         | 2.125"                 | 53, 9B, 90, 91, 9C, 49, 97 | Nylon    | SSK90                  |             |
| 1.402" | 1.50"  | 18         | 2.125                  | 53, 9B, 90, 91, 9C, 49, 97 | Nylon    | SSK14                  |             |
| 27.8mm | 30mm   | 1.1mm wall | 1.5"                   | 53, 9B, 90, 91, 9C         | Nylon    | SK9112518G             |             |
| 1.87"  | 2"     | 16         | 2.62"                  | 95                         | Plastic  | SSK95                  |             |
| 0.571" | 0.687" | 17         | 1.37"                  | 53, 9B, 90                 | Metal    | Round                  | RSS54       |



# Expandable Rubber Adaptor

• Rubber bushing expands inside of tubing with plastic bushing on the bottom to provide stability for the stem.

## Adaptor for Round Tubing

| Use in Round Tubing I.D. | Expandable Range | Stem Designation when attached to a caster | Adaptor Kit Part # |
|--------------------------|------------------|--|--------------------|
| 3/4"                     | 0.720" - 0.851"  | 71   | ADP7134            |
| 7/8"                     | 0.852" - 0.927"  | 72   | ADP7278            |
| 15/16"                   | 0.900" - 0.980"  | 7B   | ADP7992            |
| 1"                       | 0.935" - 1.029"  | 73   | ADP7310            |
| 1-1/16"                  | 1.020" - 1.100"  | 7A   | ADP7A16            |
| 1-1/8"                   | 1.110" - 1.190"  | 74   | ADP7418            |
| 1-3/16"                  | 1.178" - 1.303"  | 78   | ADP7814            |
| 1-3/8"                   | 1.360" - 1.425"  | 75   | ADP7538            |
| 1-1/2"                   | 1.426" - 1.589"  | 76   | ADP7615            |
| 1-7/8"                   | 1.790" - 1.850"  | 77   | ADP7717            |



## Adaptor for Square Tubing

| Used in Square Tubing I.D. | Expandable Range | Stem Designation when attached to a caster | Adaptor Kit Part # |
|----------------------------|------------------|--|--------------------|
| 3/4"                       | 0.720" - 0.851"  | R1   | ADS7134            |
| 7/8"                       | 0.852" - 0.927"  | R2   | ADS7278            |
| 1"                         | 0.935" - 1.029"  | R3   | ADS7310            |
| 1-1/8"                     | 1.030" - 1.190"  | R4   | ADS7418            |
| 1-3/8"                     | 1.360" - 1.425"  | R5   | ADS7538            |
| 1-1/2"                     | 1.426" - 1.589"  | R6   | ADS7615            |
| 1-7/8"                     | 1.790" - 1.850"  | R7   | ADS7717            |



## Adaptor for Square Tubing

| Used in Square Tubing I.D. | Expandable Range | Stem Designation when attached to a caster | Adaptor Kit Part # |
|----------------------------|------------------|--|--------------------|
| 1-3/8"                     | 1.360" - 1.425"  | U5   | ADR7538            |



## Stainless Adaptor for Round Tubing with Stainless Knurl Nut

| Use in Round | Expandable Range | Stem Designation when attached to a caster | Adaptor Kit Part # |
|--------------|------------------|--|--------------------|
| 7/8"         | 0.852" - 0.927"  | A2   | ASP7278            |
| 1"           | 0.935" - 1.029"  | A3   | ASP7310            |
| 1-3/8"       | 1.360" - 1.425"  | A5   | ASP7538            |
| 1-1/2"       | 1.426" - 1.589"  | A6   | ASP7615            |



## Stainless Adaptor for Round Tubing with Non-Stainless Knurl Nut

| Use in Round Tubing I.D. | Expandable Range | Stem Designation when attached to a caster | Adaptor Kit Part # |
|--------------------------|------------------|--|--------------------|
| 3/4"                     | 0.720" - 0.851"  | N1   | ANP7134            |
| 7/8"                     | 0.852" - 0.927"  | N2   | ANP7278            |
| 15/16"                   | 0.900" - 0.980"  | NB   | ANP7992            |
| 1"                       | 0.935" - 1.029"  | N3   | ANP7310            |
| 1-1/16"                  | 1.020" - 1.100"  | NA   | ANP7A16            |
| 1-1/8"                   | 1.110" - 1.190"  | N4   | ANP7418            |
| 1-3/16"                  | 1.178" - 1.303"  | N8   | ANP7814            |
| 1-3/8"                   | 1.360" - 1.425"  | N5   | ANP7538            |
| 1-1/2"                   | 1.426" - 1.589"  | N6   | ANP7615            |
| 1-7/8"                   | 1.790" - 1.850"  | N7   | ANP7717            |





# PIPE THREAD STEM ADAPTOR

- Fit 7/16" grip ring stem casters
- 3/4" NPT x 1"



| Description                            | Part # |
|--|--------|
| Accommodates 7/16" dia. Grip ring stem | NPT34  |

# QUICK CHANGE CASTER PADS/PLATES

## Spring Clip

- Attach to equipment using a 5/16" square head bolt
- Install & replace caster by one clip
- Zinc plated



## Bolt

- Install & Replace Caster with just one bolt/nut
- Unplated for easy welding to carts



| TOP PLATE # | Top Plate Dimensions | Series of Casters                     | Installation Type |          |
|-------------|----------------------|---------------------------------------|-------------------|----------|
|             |                      |                                       | Spring Clip       | Bolt     |
| 06          | 2-3/8 x 3-5/8        | 13, 75, CW, 21, T3, TH/SH, BK, F7, T9 | CP006             | CP006BT  |
| A7          | 3-53/64 x 4-13/32    | 27/28                                 | CPA7-02           | CP100TNT |
| 17          | 4x4-15/32            | 27/28, 39, RL/RX, 41                  | CP17-02           | CP100UNI |
| 17          | 4 x 4-1/2            | 45                                    |                   | CP100-45 |
| 19          | 4-1/2 x 6-1/4        | 43/44                                 |                   | CP019    |

# FLOOR LOCKS

- Rubber pad increases friction to secure the braking systems of carts
- Variety of floor locks to pair with different series of casters
- Zinc plated

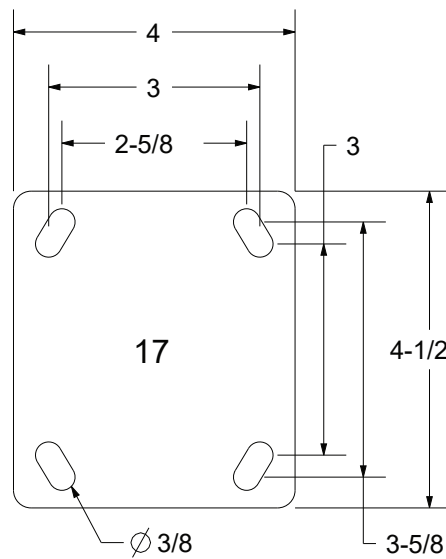
## Kick Bar Style

To fit caster series 13, 17, 21, 75, T3



| Caster Wheel Diameter | Extended Height | Retracted Height | Part #   |
|-----------------------|-----------------|------------------|----------|
| 3"                    | 4-3/4"          | 3-7/8"           | FL300G6  |
| 4"                    | 5-1/2"          | 4-1/2"           | FL400G6  |
| 4"                    | 5-1/2"          | 4-1/2"           | FL400G6A |
| 5"                    | 6-1/2"          | 5-3/8"           | FL500G6  |

To fit caster series 27, 39, 41, 45



| Caster Wheel Diameter | Extended Height | Retracted Height | Part #  |
|-----------------------|-----------------|------------------|---------|
| 4"                    | 5-3/4"          | 5-1/16"          | FL40017 |
| 5"                    | 6-5/8"          | 5-5/8"           | FL50017 |
| 6"                    | 7-5/8"          | 6-5/8"           | FL60017 |
| 8"                    | 9-5/8"          | 8-5/8"           | FL80017 |

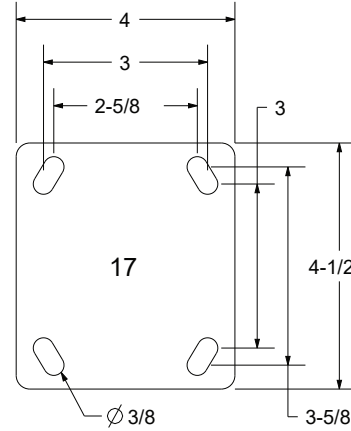




# FLOOR LOCKS CONTINUED

## Pedal Lever

FLOOR LOCKS



To fit caster series 27, 39, 41, 45

| Caster Wheel Diameter | Extended Height | Retracted Height | Part #   |
|-----------------------|-----------------|------------------|----------|
| 4"                    | 5-7/8"          | 4-5/8"           | FL40117  |
| 4"                    | 5-7/8"          | 4-5/8"           | FL40A17* |
| 5"                    | 6-3/4"          | 5-1/2"           | FL50117  |
| 6"                    | 7-3/4"          | 6-1/2"           | FL60117  |
| 8"                    | 9-3/4"          | 8-1/2"           | FL80117  |

\*with extended foot pedal

## Adjustable floor lock

- Additional 5/8" to be extended in case of uneven floor

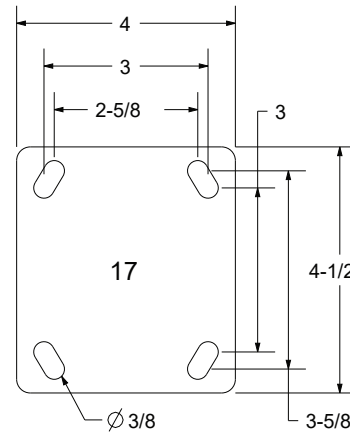


| Caster Wheel Diameter | Extended Height | Retracted Height | Adjustable Range | Part #    |
|-----------------------|-----------------|------------------|------------------|-----------|
| 4"                    | 5-7/8"          | 4-5/8"           | 5/8"             | FL40117AJ |
| 5"                    | 6-3/4"          | 5-1/2"           | 5/8"             | FL50117AJ |
| 6"                    | 7-3/4"          | 6-1/2"           | 5/8"             | FL60117AJ |
| 8"                    | 9-1/2"          | 8-1/2"           | 5/8"             | FL80117AJ |

# FLOOR LOCKS CONTINUED

## Ergonomic Floor Lock

- Extended ON/OFF pedal for ergonomic operation



To fit caster series 27, 39, 41, 43, 45

| Caster Wheel Diameter | Extended Height | Retracted Height | Part #  |
|-----------------------|-----------------|------------------|---------|
| 5"                    | 6-13/16"        | 5-3/16"          | FL50ERG |
| 6"                    | 7-3/4"          | 6-1/8"           | FL60ERG |
| 8"                    | 9-1/2"*         | 7-7/8"           | FL80ERG |

\*add a shim plate when the caster has metal wheel

## Stainless Floor Lock

- S304 stainless structure is corrosion resistant

Best suited applications:

- Around water-boating environments, fisheries, cruise ship, etc.
- Pharmaceutical, medical/hospital and laboratories
- Food processing (chicken/slaughter plants)
- Medical waste disposal
- Some clean rooms
- Autoclaves
- Bakeries



To fit caster series 31, B1, B3, S5, 4S

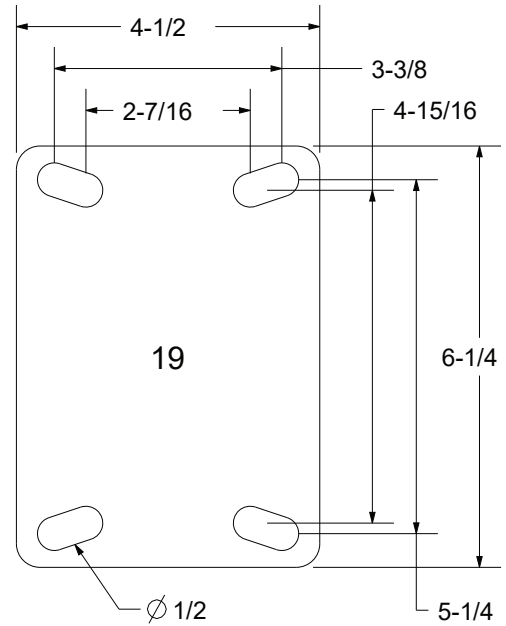
| Caster Wheel Diameter | Extended Height | Retracted Height | Part #  |
|-----------------------|-----------------|------------------|---------|
| 4"                    | 5-7/8"          | 4-5/8"           | FL40S17 |
| 5"                    | 6-3/4"          | 5-1/2"           | FL50S17 |
| 6"                    | 7-3/4"          | 6-1/2"           | FL60S17 |
| 8"                    | 9-1/2"          | 8-1/2"           | FL80S17 |



# FLOOR LOCKS CONTINUED

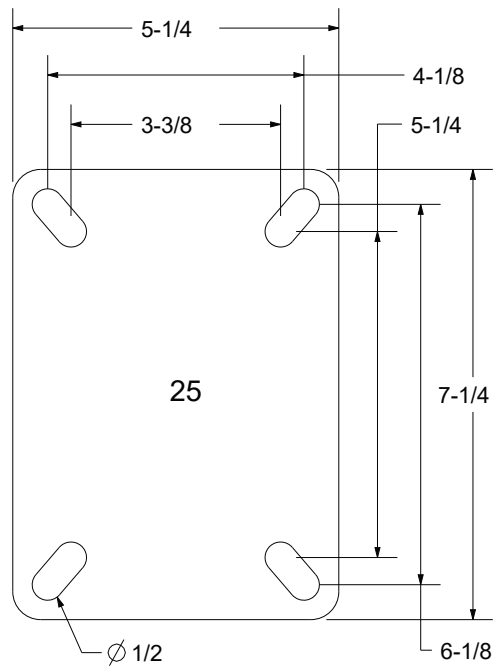
## Cast iron floor Locks

FLOOR LOCKS



To fit caster series 53, 57

| Caster Wheel Diameter | Extended Height | Retracted Height | Part #  |
|-----------------------|-----------------|------------------|---------|
| 6"                    | 8"              | 6-7/8"           | FL60319 |
| 8"                    | 10-1/4"         | 9-1/8"           | FL80319 |
| 10"                   | 12-1/4"         | 11-1/8"          | FL10319 |



To fit caster series 55, 61

| Caster Wheel Diameter | Extended Height | Retracted Height | Part #  |
|-----------------------|-----------------|------------------|---------|
| 6"                    | 8-1/2"          | 7-1/8"           | FL60325 |
| 8"                    | 10-5/8"         | 9-1/2"           | FL80325 |
| 10"                   | 12-5/8"         | 11-1/2"          | FL10325 |

## FLOOR LOCKS CONTINUED

### Heavy duty Floor lock to fit caster series 53, 55, 57, 61

- Mounting bolt hole 2-7/16" x 4-15/16" to 3-3/8" x 5-1/4"
- Top plate 4-1/2" x 6-1/4"



To fit caster series 53, 55, 57, 61

| Caster Wheel Diameter | Extended Height | Retracted Height | Part #  |
|-----------------------|-----------------|------------------|---------|
| 6"                    | 8-8/16"         | 6-1/2"           | FL60D19 |
| 8"                    | 10-9/16"        | 9"               | FL80D19 |

### Adjustable Floor lock to fit caster series 53, 55, 57, 61

- Mounting bolt hole 2-7/16" x 4-15/16" to 3-3/8" x 5-1/4"
- Minimum retraction 6-7/8", maximum retraction 10-1/8"
- Minimum extension 8-1/4", maximum extension 11-9/16"
- Adjustable height for uneven floor
- Top plate 4-1/2" x 6-1/4"



| Caster Series | Caster Wheel Diameter | Adjustable Range | Extended Height | Retracted Height | Part #  |
|---------------|-----------------------|------------------|-----------------|------------------|---------|
| 53,55,57,61   | 6",8"                 | 3-3/8"           | 8-1/4"-11-9/16" | 6-7/8"-10-1/8"   | FL00J19 |



## TRIPLE SWIVEL DOLLY BASE

- Pre-drilled mounting holes for triple swivel casters
- With lubrication fitting



| Caster Mounting Spacing | Caster plate Number | Plate Base Thickness | Mounting bolt | Load capacity | Part Number |
|-------------------------|---------------------|----------------------|---------------|---------------|-------------|
| 2-7/8" X 1-3/4"         | 06                  | 5/16"                | 5/16"         | 1000          | DPL0006     |
| 3-15/16" x 2-13/16"     | 17                  | 3/8"                 | 3/8"          | 2000          | DPL0017     |

## TURN TABLE

- Hardened raceway with a lubrication fitting

- Zinc plated

Applications:

- Work stations
- Display
- Material handling
- Packaging
- etc.



| Description                        | Top Plate       | Bottom Plate    | Overall Height | Capacity | Part Number |
|------------------------------------|-----------------|-----------------|----------------|----------|-------------|
| 3/8" ball bearings, 2-3/8" raceway | 4" x 4-1/2"     | 4" x 4-1/2"     | 1-9/16"        | 2000     | 451710916   |
|                                    |                 | 4-1/2" x 6-1/4" | 1-9/16"        | 2000     | 451910916   |
|                                    |                 | 5-1/4" x 7-1/4" | 1-13/16"       | 2000     | 452511316   |
| 1/2" ball bearings, 3" raceway     | 4-1/2" x 6-1/4" | 4-1/2" x 6-1/4" | 1-11/16"       | 7000     | 611911116   |
|                                    |                 | 5-1/4" x 7-1/4" | 2-1/16"        | 7000     | 612520116   |
| 5/8" ball bearings, 4-1/2" raceway | 6-1/4" x 7-1/2" | 6-1/4" x 7-1/2" | 2-3/8"         | 20000    | 633020308   |
| 3/4" ball bearings, 7" raceway     | 8-1/2" x 8-1/2" | 8-1/2" x 8-1/2" | 2-1/2"         | 40000    | 654520102   |

## WELD PLATE/SHIM PLATES

- Used to increase height of Casters
- Can be welded or bolted on



| Overall Size    | Thickness | Bolt Hole Pattern                             | Unplated      | Zinc Plated   | Stainless      |
|-----------------|-----------|---|---------------|---------------|----------------|
| 2-3/8" x 3-5/8" | 0.15"     | 1-3/4" x 2-7/8" slotted to 3"                 | 14ZZZZZZZ06UY | 14ZZZZZZZ06YY |                |
| 3-1/8" x 4-1/8" | 0.15"     | 1-3/4" x 2-15/16" to 2-3/8" x 3-3/8"          | 14ZZZZZZZ11UY | 14ZZZZZZZ11YY |                |
| 4" x 4-1/2"     | 0.215"    | 2-5/8" X 3-5/8" Slotted to 3" x 3"            | 28ZZZZZZZ17UY | 28ZZZZZZZ17YY | 32ZZZZZZZ17YY  |
| 4-1/2" x 6-1/4" | .215"     | 2-7/16" x 4-15/16" slotted to 3-3/8" x 5-1/4" | 44ZZZZZZZ19UY |               |                |
| 4-1/2" x 6-1/4" | 0.325"    | 2-7/16" x 4-15/16" slotted to 3-3/8" x 5-1/4" | 54ZZZZZZZ19YY |               |                |
| 5-1/4" x 7-1/4" | 0.325"    | 3-3/8" x 5-1/4" slotted to 4-1/8" x 6-1/4"    | 56ZZZZZZZ25YY |               |                |
| 4" x 4-1/2"     | 0.307"    | 3" x 3" tap 3/8" - 16                         | 62ZZZZZZU317  |               |                |
| 6-1/4" x 7-1/2" | 0.36"     | 4-1/2" x 6" slotted to 4-1/8" x 6-1/8"        |               | 64ZZZZZZZ30YY |                |
| 77mm x 96mm     | 0.15"     | 45mm x 75mm to 60mm x 80mm                    | FRZZZZZZZMSUY |               |                |
| 4-1/2" x 6-1/4" | 0.325"    | 2-7/16" x 4-15/16" slotted to 3-3/8" x 5-1/4" |               |               | S58ZZZZZZZ19YY |

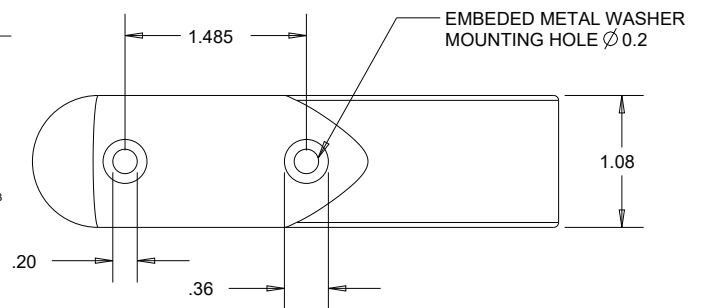
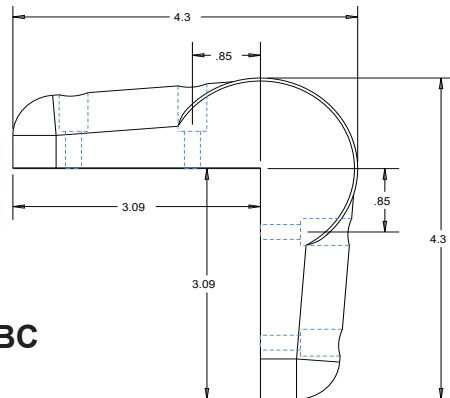
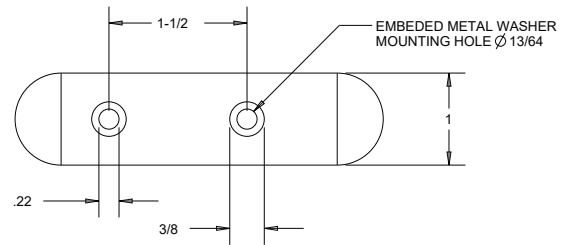
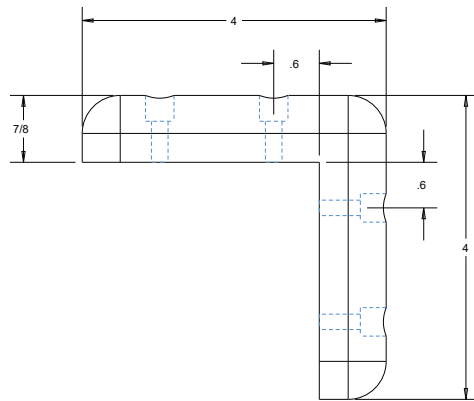
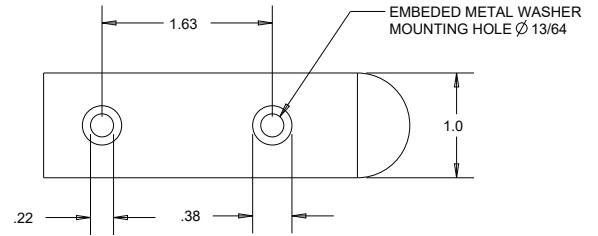
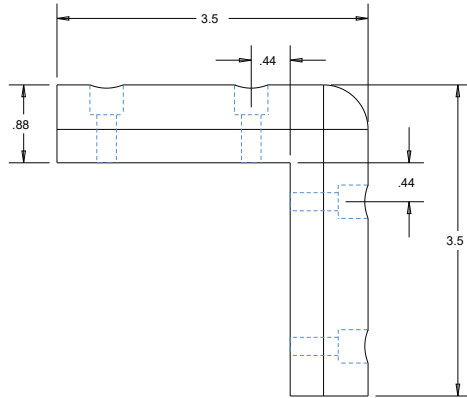


# BUMPERS

## Corner Bumpers

- Equipped with steel Insert

| Color | Part #    |
|-------|-----------|
| Black | CB100B    |
| Gray  | CB100G    |
| Gray  | CB100G-BC |
| Gray  | CB101G    |



## Rolling Bumper

- Varieties of Center bushings to fit caster stems
- Gray rubber bonded to zinc plated insert
- Extra Thick edge 13/16"
- Diameter 5"

| Part #  | Caster Stem Dia. |
|---------|------------------|
| CB50070 | 1/2"             |
| CB50093 | 13/16"           |
| CB50095 | 0.846"           |
| CB50073 | 1"               |
| CB50074 | 1-1/8"           |



## Tubing Bumper

- Fit into 1" O.D. Tubing
- Bumper diameter 3-1/2"

| Part # | I.D. |
|--------|------|
| CB200  | 1"   |



## End Bumper

- Generally used on the Ends of tubular handles on carts
- Equipped with steel Insert
- Diameter: 3-1/4"

| Part # | I.D.  |
|--------|-------|
| CB300  | 5/16" |
| CB301  | 1/2"  |







## Rubber Cap For Dollies

- Fits standard 18 x 3 dollies
- 1" deep

**Part #**

DC1830



## Spring Loaded Latches

Part #RKLR002

- Round
- Barrel-Round Nose



Part #RKLR001

- Round
- Barrel-Slanted Plunger



Part #RKLH001

- Hexagon
- Barrel-Beveled Plunger





## ***WE'RE ALWAYS AROUND!***

Durable Superior Casters® is the leading brand in North America. We have a broad line of casters for industrial, medical, fixture and many other needs, with the strength in Engineering, Customs Design, Quality, Service and Availability.



**We provide 3-year warranty on selected Durable Superior Casters® from the purchase date.** Look for the 3-year warranty icon in the catalogue. All other Durable Superior Casters® is 1-year warranty from purchase date.

This warranty does not cover damages caused by misapplication, misuse, abuse, modification, improper installation or lack of regular lubrication maintenance. This warranty is exclusive and there are no other warranties, express or implied, such as an implied warranty of merchantability or fitness for particular purpose. This remedy is the sole remedy in contract, tort or otherwise, and Durable Superior Casters® is not liable for incidental, consequential or special damages. Warranty does not apply on any hybrid casters using a combination of Durable Superior Casters® parts with any other brands' parts.

All Data in This Catalogue is based on ASTM Standard 23°C or 77.5°C.

